

PRIDE Questionnaire Report for Grades 6 thru 12

Haleyville High School

Haleyville, AL

April 27, 2005

Contents

1	Introduction	1
1.1	Drug Use Summary	3
1.2	Cigarette Use	3
1.3	Beer Use	3
1.4	Marijuana Use	4
1.5	Cocaine Use	5
1.6	Hallucinogen Use	5
2	Standard Graphics	6
2.1	Frequency of Use	7
2.2	Where Do You Use	13
2.3	When Do You Use	22
2.4	Harmfulness to Health	31
2.5	Availability	40
2.6	Friends Use	49
3	Summary Statistics	53
3.1	Guns	54
3.2	Gangs	55
3.3	Suicide	56
3.4	Threatening Behaviors	57
3.5	Trouble With The Police	58
3.6	Personal Safety	59
3.7	Risk and Protective Factors	59
3.7.1	Community - Risk Factors	60
3.7.2	Community - Protective Factors	61
3.7.3	School - Risk Factors	61
3.7.4	School - Protective Factors	62
3.7.5	Family - Risk Factors	62
3.7.6	Family - Protective Factors	62
3.7.7	Individual - Risk Factors	63
3.7.8	Individual - Protective Factors	64
4	Drug-Free Communities Support Program	65
4.1	Monthly Use	66
4.2	Perception of Risk	68
4.3	Perception of Disapproval	70

4.4	Age of First Use	73
4.5	Availability	75
5	Percentage Tables	79
5.1	Personal & Family Information	80
5.2	Student Characteristics	84
5.3	Harmful To Health	101
5.4	Within The Past Year How Often Have You Used	107
5.5	At What Age Did You First	114
5.6	Where Do You Use	120
5.7	When Do You Use	127
5.8	While At School Have You	134
5.9	What Effect Do You Most Often Get When You Use	139
5.10	How Easy Is It To Get	145
5.11	In My School, I Feel Safe...	151
5.12	In My Neighborhood, I Feel Safe...	155
5.13	Would Your Parents Disapprove Of You	158
5.14	Would Your Friends Disapprove Of You	161
5.15	Frequency of Use	164

List of Tables

4.1	Monthly Use of Alcohol	66
4.2	Monthly Use of Tobacco	66
4.3	Monthly Use of Marijuana	67
4.4	Perception of Risk of Alcohol	68
4.5	Perception of Risk of Tobacco	68
4.6	Perception of Risk of Marijuana	69
4.7	Perception of Parents Disapproval of Tobacco	70
4.8	Perception of Parents Disapproval of Alcohol	70
4.9	Perception of Parents Disapproval of Marijuana	71
4.10	Perception of Friends Disapproval of Tobacco	71
4.11	Perception of Friends Disapproval of Alcohol	71
4.12	Perception of Friends Disapproval of Marijuana	72
4.13	When did you first use any alcohol?	73
4.14	When did you first use any tobacco?	73
4.15	When did you first use marijuana?	74
4.16	Availability of Alcohol	75
4.17	Availability of Tobacco	75
4.18	Availability of Marijuana	75
4.19	Outcomes Measures by Grade	76
4.20	Outcomes Measures by Gender	77
4.21	Outcomes Measures by Race	78
5.1	Ethnic Origin	80
5.2	Sex	80
5.3	Age	81
5.4	Do you live with:	81
5.5	Do you have a job?	81
5.6	Does your father have a job?	82
5.7	Does your mother have a job?	82
5.8	What is the educational level of your father?	82
5.9	What is the educational level of your mother?	83
5.10	Do you make good grades?	84
5.11	Do you get into trouble at school?	84
5.12	Do you take part in school sports teams?	85
5.13	Do you take part in school activities such as band, clubs, etc?	85
5.14	Do you take part in community activities such as scouts, rec. teams, youth clubs, etc?	85
5.15	Do you attend church, synagogue, etc.?	86

5.16 Have you threatened to harm a teacher?	86
5.17 Have you threatened to harm one or both of your parents, guardians, etc.?	86
5.18 Do your parents talk with you about the problems of tobacco use?	87
5.19 Do your parents talk with you about the problems of alcohol use?	87
5.20 Do your parents talk with you about the problems of drug use?	87
5.21 Do your teachers talk with you about the problems of alcohol use?	88
5.22 Do your teachers talk with you about the problems of drug use?	88
5.23 Does your school set clear rules on bringing a gun to school?	88
5.24 Does your school set clear rules on using drugs at school?	89
5.25 Does your school set clear rules on bullying or threatening other students at school?	89
5.26 Does your school punish you when you break the rules?	89
5.27 Do your parents set clear rules for you?	90
5.28 Do your parents punish you when you break the rules?	90
5.29 Have you been in trouble with the police?	90
5.30 Do you take part in gang activities?	91
5.31 Have you thought about committing suicide?	92
5.32 While NOT at school have you carried a gun for protection or as a weapon?	92
5.33 Have you received treatment or counseling for alcohol and/or drug use?	92
5.34 Have you been caught using alcohol?	93
5.35 Have you been caught using drugs?	93
5.36 Do you have an adult, other than your parent or guardian, that you talk to about problems?	93
5.37 Do you buy or sell drugs at school?	94
5.38 Do you buy or sell drugs when NOT at school?	94
5.39 Do your friends use tobacco? (cigarettes, cigars, etc...)?	94
5.40 Do your friends use alcohol? (beer, liquor, etc...)?	95
5.41 Do your friends use drugs? (marijuana, cocaine, etc...)?	95
5.42 Do your parents set clear rules about violent TV, movies and video games?	95
5.43 Have you had 5 or more glasses of beer, wine or liquor within a few hours?	96
5.44 Have you driven a car after or while drinking alcohol??	96
5.45 Do you surf the internet for fun?	96
5.46 Have you skipped school in the past year?	97
5.47 Have you seen ads on TV that encourage NO drug use?	97
5.48 Does your school have a security officer?	97
5.49 Do you think your school needs a security officer?	98
5.50 Does your school have a drug screening program?	98
5.51 Does your school's drug screening program include all students?	98
5.52 If your school does not screen all students, do you participate in an activity that is part of the drug screening program?	99
5.53 Have you been screened for drugs at school?	99
5.54 Does your school have a student assistance program?	99
5.55 Have you participated in the student assistance program?	100
5.56 If you participated, was the student assistance program helpful?	100
5.57 Do you feel that using cigarettes is harmful to your health?	101
5.58 Do you feel that using smokeless tobacco is harmful to your health?	101
5.59 Do you feel that using cigars is harmful to your health?	102
5.60 Do you feel that using beer is harmful to your health?	102
5.61 Do you feel that using wine coolers is harmful to your health?	102

5.62 Do you feel that using liquor is harmful to your health?	103
5.63 Do you feel that using marijuana is harmful to your health?	103
5.64 Do you feel that using cocaine is harmful to your health?	103
5.65 Do you feel that using uppers is harmful to your health?	104
5.66 Do you feel that using downers is harmful to your health?	104
5.67 Do you feel that using inhalants is harmful to your health?	104
5.68 Do you feel that using hallucinogens is harmful to your health?	105
5.69 Do you feel that using heroin is harmful to your health?	105
5.70 Do you feel that using steroids is harmful to your health?	105
5.71 Do you feel that using ecstasy is harmful to your health?	106
5.72 Do you feel that using OxyContin is harmful to your health?	106
5.73 Within the past year how often have you smoked cigarettes?	107
5.74 Within the past year how often have you used smokeless tobacco?	107
5.75 Within the past year how often have you smoked cigars?	108
5.76 Within the past year how often have you drunk beer?	108
5.77 Within the past year how often have you drunk wine coolers?	108
5.78 Within the past year how often have you drunk liquor?	109
5.79 Within the past year how often have you smoked marijuana?	109
5.80 Within the past year how often have you used cocaine?	109
5.81 Within the past year how often have you used uppers?	110
5.82 Within the past year how often have you used downers?	110
5.83 Within the past year how often have you used inhalants?	110
5.84 Within the past year how often have you used hallucinogens?	111
5.85 Within the past year how often have you used heroin?	111
5.86 Within the past year how often have you used steroids?	111
5.87 Within the past year how often have you used ecstasy?	112
5.88 Within the past year how often have you used OxyContin?	112
5.89 Within the past year how often have you used tobacco?	112
5.90 Within the past year how often have you drunk alcohol?	113
5.91 Within the past year how often have you used illicit drugs?	113
5.92 At what age did you first smoke cigarettes?	114
5.93 At what age did you first use smokeless tobacco?	114
5.94 At what age did you first smoke cigars?	115
5.95 At what age did you first drink beer?	115
5.96 At what age did you first drink wine coolers?	115
5.97 At what age did you first drink liquor?	116
5.98 At what age did you first smoke marijuana?	116
5.99 At what age did you first use cocaine?	116
5.100At what age did you first use uppers?	117
5.101At what age did you first use downers?	117
5.102At what age did you first use inhalants?	117
5.103At what age did you first use hallucinogens?	118
5.104At what age did you first use heroin?	118
5.105At what age did you first use steroids?	118
5.106At what age did you first use ecstasy?	119
5.107At what age did you first use OxyContin?	119
5.108Where do you smoke cigarettes?	120

5.109Where do you use smokeless tobacco?	120
5.110Where do you smoke cigars?	121
5.111Where do you drink beer?	121
5.112Where do you drink wine coolers?	121
5.113Where do you drink liquor?	122
5.114Where do you smoke marijuana?	122
5.115Where do you use cocaine?	122
5.116Where do you use uppers?	123
5.117Where do you use downers?	123
5.118Where do you use inhalants?	123
5.119Where do you use hallucinogens?	124
5.120Where do you use heroin?	124
5.121Where do you use steroids?	124
5.122Where do you use ecstasy?	125
5.123Where do you use OxyContin?	125
5.124Where do you use any tobacco?	125
5.125Where do you use any alcohol?	126
5.126Where do you use any illicit drugs?	126
5.127When do you smoke cigarettes?	127
5.128When do you use smokeless tobacco?	127
5.129When do you smoke cigars?	128
5.130When do you drink beer?	128
5.131When do you drink wine coolers?	128
5.132When do you drink liquor?	129
5.133When do you smoke marijuana?	129
5.134When do you use cocaine?	129
5.135When do you use uppers?	130
5.136When do you use downers?	130
5.137When do you use inhalants?	130
5.138When do you use hallucinogens?	131
5.139When do you use heroin?	131
5.140When do you use steroids?	131
5.141When do you use ecstasy?	132
5.142When do you use OxyContin?	132
5.143When do you use any tobacco?	132
5.144When do you use any alcohol?	133
5.145When do you use any illicit drugs?	133
5.146While at school have you carried a gun?	134
5.147While at school have you carried a knife, club or other weapon?	134
5.148While at school have you threatened a student with a gun, knife or club?	135
5.149While at school have you threatened to hurt a student by hitting, slapping or kicking?	135
5.150While at school have you hurt a student by using a gun, knife or club?	135
5.151While at school have you hurt a student by hitting, slapping or kicking?	136
5.152While at school have you been threatened with a gun, knife or club by a student?	136
5.153While at school have you had a student threaten to hit, slap or kick you?	136
5.154While at school have you been afraid a student may hurt you?	137
5.155While at school have you been hurt by a student using a gun, knife or club?	137

5.156While at school have you been hurt by a student who hit, slapped or kicked you?	137
5.157While at school have you been helped by a school security officer?	138
5.158While at school have you been in trouble with school security officer?	138
5.159What effect do you most often get when you smoke cigarettes?	139
5.160What effect do you most often get when you use smokeless tobacco?	139
5.161What effect do you most often get when you smoke cigars?	140
5.162What effect do you most often get when you drink beer?	140
5.163What effect do you most often get when you drink wine coolers?	140
5.164What effect do you most often get when you drink liquor?	141
5.165What effect do you most often get when you smoke marijuana?	141
5.166What effect do you most often get when you use cocaine?	141
5.167What effect do you most often get when you use uppers?	142
5.168What effect do you most often get when you use downers?	142
5.169What effect do you most often get when you use inhalants?	142
5.170What effect do you most often get when you use hallucinogens?	143
5.171What effect do you most often get when you use heroin?	143
5.172What effect do you most often get when you use steroids?	143
5.173What effect do you most often get when you use ecstasy?	144
5.174What effect do you most often get when you use OxyContin?	144
5.175How easy is it to get cigarettes?	145
5.176How easy is it to get smokeless tobacco?	145
5.177How easy is it to get cigars?	146
5.178How easy is it to get beer?	146
5.179How easy is it to get wine coolers?	146
5.180How easy is it to get liquor?	147
5.181How easy is it to get marijuana?	147
5.182How easy is it to get cocaine?	147
5.183How easy is it to get uppers?	148
5.184How easy is it to get downers?	148
5.185How easy is it to get inhalants?	148
5.186How easy is it to get hallucinogens?	149
5.187How easy is it to get heroin?	149
5.188How easy is it to get steroids?	149
5.189How easy is it to get ecstasy?	150
5.190How easy is it to get OxyContin?	150
5.191In my school, I feel safe in the classroom?	151
5.192In my school, I feel safe in the cafeteria?	151
5.193In my school, I feel safe in the halls?	152
5.194In my school, I feel safe in the bathroom?	152
5.195In my school, I feel safe in the gym?	152
5.196In my school, I feel safe on the school bus?	153
5.197In my school, I feel safe at school events?	153
5.198In my school, I feel safe on the playground?	153
5.199In my school, I feel safe in the parking lot?	154
5.200In my school, I feel safe in all school areas?	154
5.201In my neighborhood, I feel safe where I live?	155
5.202In my neighborhood, I feel safe in the streets?	155

5.203In my neighborhood, I feel safe at the movies?	156
5.204In my neighborhood, I feel safe on the playground?	156
5.205In my neighborhood, I feel safe at my friend's house?	156
5.206In my neighborhood, I feel safe at the mall?	157
5.207Would you parents disapprove of you using tobacco?	158
5.208Would you parents disapprove of you using alcohol?	158
5.209Would you parents disapprove of you using marijuana?	159
5.210Would you parents disapprove of you using other illicit drugs?	159
5.211Would you parents disapprove of you fighting with a student?	159
5.212Would you parents disapprove of you carrying a weapon to school?	160
5.213Would you parents disapprove of you threatening a student?	160
5.214Would you parents disapprove of you joining a gang?	160
5.215Would you friends disapprove of you using tobacco?	161
5.216Would you friends disapprove of you using alcohol?	161
5.217Would you friends disapprove of you using marijuana?	162
5.218Would you friends disapprove of you using other illicit drugs?	162
5.219Would you friends disapprove of you fighting with a student?	162
5.220Would you friends disapprove of you carrying a weapon to school?	163
5.221Would you friends disapprove of you threatening a student?	163
5.222Would you friends disapprove of you joining a gang?	163
5.223Frequency of Use – Cigarettes?	164
5.224Frequency of Use – Smokeless Tobacco?	164
5.225Frequency of Use – Cigars?	165
5.226Frequency of Use – Beer?	165
5.227Frequency of Use – Wine Coolers?	165
5.228Frequency of Use – Liquor?	166
5.229Frequency of Use – Marijuana?	166
5.230Frequency of Use – Cocaine?	166
5.231Frequency of Use – Uppers?	167
5.232Frequency of Use – Downers?	167
5.233Frequency of Use – Inhalants?	167
5.234Frequency of Use – Hallucinogens?	168
5.235Frequency of Use – Heroin?	168
5.236Frequency of Use – Steroids?	168
5.237Frequency of Use – Ecstasy?	169
5.238Frequency of Use – OxyContin?	169
5.239Frequency of Use – Any Tobacco?	169
5.240Frequency of Use – Any Alcohol?	170
5.241Frequency of Use – Any Illicit Drugs?	170

List of Figures

2.1	% Students Who Use Cigarettes, Smokeless Tobacco & Cigars	8
2.2	% Students Who Use Beer, Wine Coolers, Liquor & Marijuana	9
2.3	% Students Who Use Cocaine, Uppers, Downers & Inhalants	10
2.4	% Students Who Use Hallucinogens, Heroin & Steroids	11
2.5	% Students Who Use Ecstasy & OxyContin	12
2.6	Where Do You Use Beer	14
2.7	Where Do You Use Liquor	15
2.8	Where Do You Use Marijuana	16
2.9	Where Do You Use Cocaine	17
2.10	Where Do You Use Inhalants	18
2.11	Where Do You Use Hallucinogens	19
2.12	Where Do You Use Ecstasy	20
2.13	Where Do You Use OxyContin	21
2.14	When Do You Use Beer	23
2.15	When Do You Use Liquor	24
2.16	When Do You Use Marijuana	25
2.17	When Do You Use Cocaine	26
2.18	When Do You Use Inhalants	27
2.19	When Do You Use Hallucinogens	28
2.20	When Do You Use Ecstasy	29
2.21	When Do You Use OxyContin	30
2.22	Is It Harmful To Use Beer	32
2.23	Is It Harmful To Use Liquor	33
2.24	Is It Harmful To Use Marijuana	34
2.25	Is It Harmful To Use Cocaine	35
2.26	Is It Harmful To Use Inhalants	36
2.27	Is It Harmful To Use Hallucinogens	37
2.28	Is It Harmful To Use Ecstasy	38
2.29	Is It Harmful To Use OxyContin	39
2.30	How Easy Is It To Get Beer	41
2.31	How Easy Is It To Get Liquor	42
2.32	How Easy Is It To Get Marijuana	43
2.33	How Easy Is It To Get Cocaine	44
2.34	How Easy Is It To Get Inhalants	45
2.35	How Easy Is It To Get Hallucinogens	46
2.36	How Easy Is It To Get Ecstasy	47
2.37	How Easy Is It To Get OxyContin	48

2.38 Friends Use of Tobacco	50
2.39 Friends Use of Alcohol	51
2.40 Friends Use of Illicit Drugs	52
3.1 Drug Use of Students Who Carry Guns vs Students Who Do Not	54
3.2 Drug Use of Students In Gangs vs Students Not In Gangs	55
3.3 Drug Use of Students Who Think of Suicide	56
3.4 Drug Use of Students Who Threaten vs Students Who Do Not	57
3.5 Drug Use of Students Who Get In Trouble With Police vs Those Who Do Not	58

Chapter 1

Introduction

The following graphs, summary and tables are compiled from data collected in your school(s) using the **PRIDE Surveys Questionnaire**. These data reflect prevalence and patterns of drug and alcohol use, violence, gang activity and suicide. It is important that this report be utilized as part of your drug abuse and violence awareness and prevention programs. We strongly suggest that you:

COPY THE FOLLOWING PAGES, (which highlight and graphically summarize drug use and violent behavior by students in your school)

DISTRIBUTE THEM TO YOUR FACULTY

AND SHARE THIS INFORMATION WITH PARENTS.

Most of all, we strongly encourage a parent meeting at your school to share this information!

NOTE: Most drug use occurs at nights and weekends when school is not in session. You will find statistics in this report which support these findings.

FOR GREATEST SUCCESS IN DECREASING DRUG USE, FACULTY, STUDENTS AND PARENTS MUST WORK TOGETHER TOWARD A DRUG-FREE LIFESTYLE.

If you have questions about this report or if you wish to have information on other **PRIDE Surveys** services and products, please call the **PRIDE Surveys** Office or write to the following address:

PRIDE Surveys

Janie Pitcock

160 Vanderbilt Court

Bowling Green, KY 42103

1-800-279-6361

1-270-746-9596

www.pridesurveys.com

The following information is for **PRIDE Surveys** internal use only.

- Data Files: us045351
- Filter:

1.1 Drug Use Summary

- Number of 6th grade students surveyed: 19
- Number of 7th grade students surveyed: 120
- Number of 8th grade students surveyed: 121
- Number of 9th grade students surveyed: 108
- Number of 10th grade students surveyed: 107
- Number of 11th grade students surveyed: 78
- Number of 12th grade students surveyed: 73
- Number of students surveyed: 626

1.2 Cigarette Use

5.3 percent of your 6th grade students said they used cigarettes within the past year (2003-2004 PRIDE National Avg = 9.1%). **26.7** percent of your 7th grade students said they used cigarettes within the past year (2003-2004 PRIDE National Avg = 14.4%). **34.7** percent of your 8th grade students said they used cigarettes within the past year (2003-2004 PRIDE National Avg = 22.2%). **50.0** percent of your 9th grade students said they used cigarettes within the past year (2003-2004 PRIDE National Avg = 28.2%). **51.5** percent of your 10th grade students said they used cigarettes within the past year (2003-2004 PRIDE National Avg = 31.5%). **52.1** percent of your 11th grade students said they used cigarettes within the past year (2003-2004 PRIDE National Avg = 37.1%). **43.8** percent of your 12th grade students said they used cigarettes within the past year (2003-2004 PRIDE National Avg = 39.3%).

1.3 Beer Use

15.8 percent of your 6th grade students said they used beer within the past year (2003-2004 PRIDE National Avg = 13.8%). **28.6** percent of your 7th grade students said they used beer within the past year (2003-2004 PRIDE National Avg = 21.2%). **37.0** percent of your 8th grade students said they used beer within the past year (2003-2004 PRIDE National Avg = 32.5%). **58.5** percent of your 9th grade students said they used beer within the past year (2003-2004 PRIDE National Avg = 40.4%). **51.0** percent of your 10th grade students said they used beer within the past year (2003-2004 PRIDE National Avg = 48.3%). **56.8** percent of your 11th grade students said they used beer within the past year (2003-2004 PRIDE National Avg = 54.2%). **50.7** percent of your 12th grade students said they used beer within the past year (2003-2004 PRIDE National Avg = 57.3%).

Of those 6th grade students who reported using beer, **66.7** percent of them reported getting very *high* or *bombed* when they used. Of those 7th grade students who reported using beer, **16.7** percent of

them reported getting *very high* or *bombed* when they used. Of those 8th grade students who reported using beer, **20.0** percent of them reported getting *very high* or *bombed* when they used. Of those 9th grade students who reported using beer, **24.6** percent of them reported getting *very high* or *bombed* when they used. Of those 10th grade students who reported using beer, **27.1** percent of them reported getting *very high* or *bombed* when they used. Of those 11th grade students who reported using beer, **31.3** percent of them reported getting *very high* or *bombed* when they used. Of those 12th grade students who reported using beer, **38.5** percent of them reported getting *very high* or *bombed* when they used.

1.4 Marijuana Use

5.3 percent of your 6th grade students said they used marijuana within the past year (2003-2004 PRIDE National Avg = 4.2%). **9.2** percent of your 7th grade students said they used marijuana within the past year (2003-2004 PRIDE National Avg = 7.1%). **9.1** percent of your 8th grade students said they used marijuana within the past year (2003-2004 PRIDE National Avg = 14.3%). **24.5** percent of your 9th grade students said they used marijuana within the past year (2003-2004 PRIDE National Avg = 22.1%). **24.7** percent of your 10th grade students said they used marijuana within the past year (2003-2004 PRIDE National Avg = 28.0%). **24.3** percent of your 11th grade students said they used marijuana within the past year (2003-2004 PRIDE National Avg = 33.0%). **26.0** percent of your 12th grade students said they used marijuana within the past year (2003-2004 PRIDE National Avg = 35.5%).

Of those 6th grade students who reported using marijuana, **100.0** percent of them reported getting *very high* or *bombed* when they used. Of those 7th grade students who reported using marijuana, **57.1** percent of them reported getting *very high* or *bombed* when they used. Of those 8th grade students who reported using marijuana, **90.0** percent of them reported getting *very high* or *bombed* when they used. Of those 9th grade students who reported using marijuana, **90.0** percent of them reported getting *very high* or *bombed* when they used. Of those 10th grade students who reported using marijuana, **76.0** percent of them reported getting *very high* or *bombed* when they used. Of those 11th grade students who reported using marijuana, **83.3** percent of them reported getting *very high* or *bombed* when they used. Of those 12th grade students who reported using marijuana, **82.4** percent of them reported getting *very high* or *bombed* when they used.

0.0 percent of your 6th grade students reported they used marijuana on *weekends* vs. **5.3** percent who reported use *during school*. **5.8** percent of your 7th grade students reported they used marijuana on *weekends* vs. **0.8** percent who reported use *during school*. **6.6** percent of your 8th grade students reported they used marijuana on *weekends* vs. **0.0** percent who reported use *during school*. **16.7** percent of your 9th grade students reported they used marijuana on *weekends* vs. **0.9** percent who reported use *during school*. **15.0** percent of your 10th grade students reported they used marijuana on *weekends* vs. **2.8** percent who reported use *during school*. **15.4** percent of your 11th grade students reported they used marijuana on *weekends* vs. **2.6** percent who reported use *during school*. **19.2** percent of your 12th grade students reported they used marijuana on *weekends* vs. **1.4** percent who reported use *during school*.

1.5 Cocaine Use

5.3 percent of your 6th grade students said they used cocaine within the past year (2003-2004 PRIDE National Avg = 2.2%). **6.7** percent of your 7th grade students said they used cocaine within the past year (2003-2004 PRIDE National Avg = 2.3%). **1.7** percent of your 8th grade students said they used cocaine within the past year (2003-2004 PRIDE National Avg = 3.8%). **8.5** percent of your 9th grade students said they used cocaine within the past year (2003-2004 PRIDE National Avg = 5.3%). **9.4** percent of your 10th grade students said they used cocaine within the past year (2003-2004 PRIDE National Avg = 5.9%). **8.2** percent of your 11th grade students said they used cocaine within the past year (2003-2004 PRIDE National Avg = 7.2%). **11.0** percent of your 12th grade students said they used cocaine within the past year (2003-2004 PRIDE National Avg = 9.5%).

Of those 6th grade students who reported using cocaine, **100.0** percent of them reported getting *very high* or *bombed* when they used. Of those 7th grade students who reported using cocaine, **75.0** percent of them reported getting *very high* or *bombed* when they used. Of those 9th grade students who reported using cocaine, **87.5** percent of them reported getting *very high* or *bombed* when they used. Of those 10th grade students who reported using cocaine, **55.6** percent of them reported getting *very high* or *bombed* when they used. Of those 11th grade students who reported using cocaine, **80.0** percent of them reported getting *very high* or *bombed* when they used. Of those 12th grade students who reported using cocaine, **85.7** percent of them reported getting *very high* or *bombed* when they used.

1.6 Hallucinogen Use

5.3 percent of your 6th grade students said they used hallucinogens within the past year (2003-2004 PRIDE National Avg = 2.2%). **5.8** percent of your 7th grade students said they used hallucinogens within the past year (2003-2004 PRIDE National Avg = 2.1%). **1.7** percent of your 8th grade students said they used hallucinogens within the past year (2003-2004 PRIDE National Avg = 3.1%). **6.6** percent of your 9th grade students said they used hallucinogens within the past year (2003-2004 PRIDE National Avg = 4.6%). **4.2** percent of your 10th grade students said they used hallucinogens within the past year (2003-2004 PRIDE National Avg = 5.5%). **8.1** percent of your 11th grade students said they used hallucinogens within the past year (2003-2004 PRIDE National Avg = 6.6%). **4.1** percent of your 12th grade students said they used hallucinogens within the past year (2003-2004 PRIDE National Avg = 8.0%).

Of those 6th grade students who reported using hallucinogens, **100.0** percent of them reported getting *very high* or *bombed* when they used. Of those 7th grade students who reported using hallucinogens, **75.0** percent of them reported getting *very high* or *bombed* when they used. Of those 9th grade students who reported using hallucinogens, **100.0** percent of them reported getting *very high* or *bombed* when they used. Of those 10th grade students who reported using hallucinogens, **57.1** percent of them reported getting *very high* or *bombed* when they used. Of those 11th grade students who reported using hallucinogens, **100.0** percent of them reported getting *very high* or *bombed* when they used. Of those 12th grade students who reported using hallucinogens, **100.0** percent of them reported getting *very high* or *bombed* when they used.

Chapter 2

Standard Graphics

The following graphs will assist you in understanding the relationship of student behavior to alcohol and other drug usage. You are encouraged to make overheads or slides from the graphs for presentations to school faculty, parents, media, and other audiences in the community.

The *Location* and *Time* of drug use graphs will be helpful in understanding the need for a commitment to drug abuse prevention by parents and the larger community - not just by schools. Student alcohol and other drug use occurs most often outside the school and at times when school is not in session.

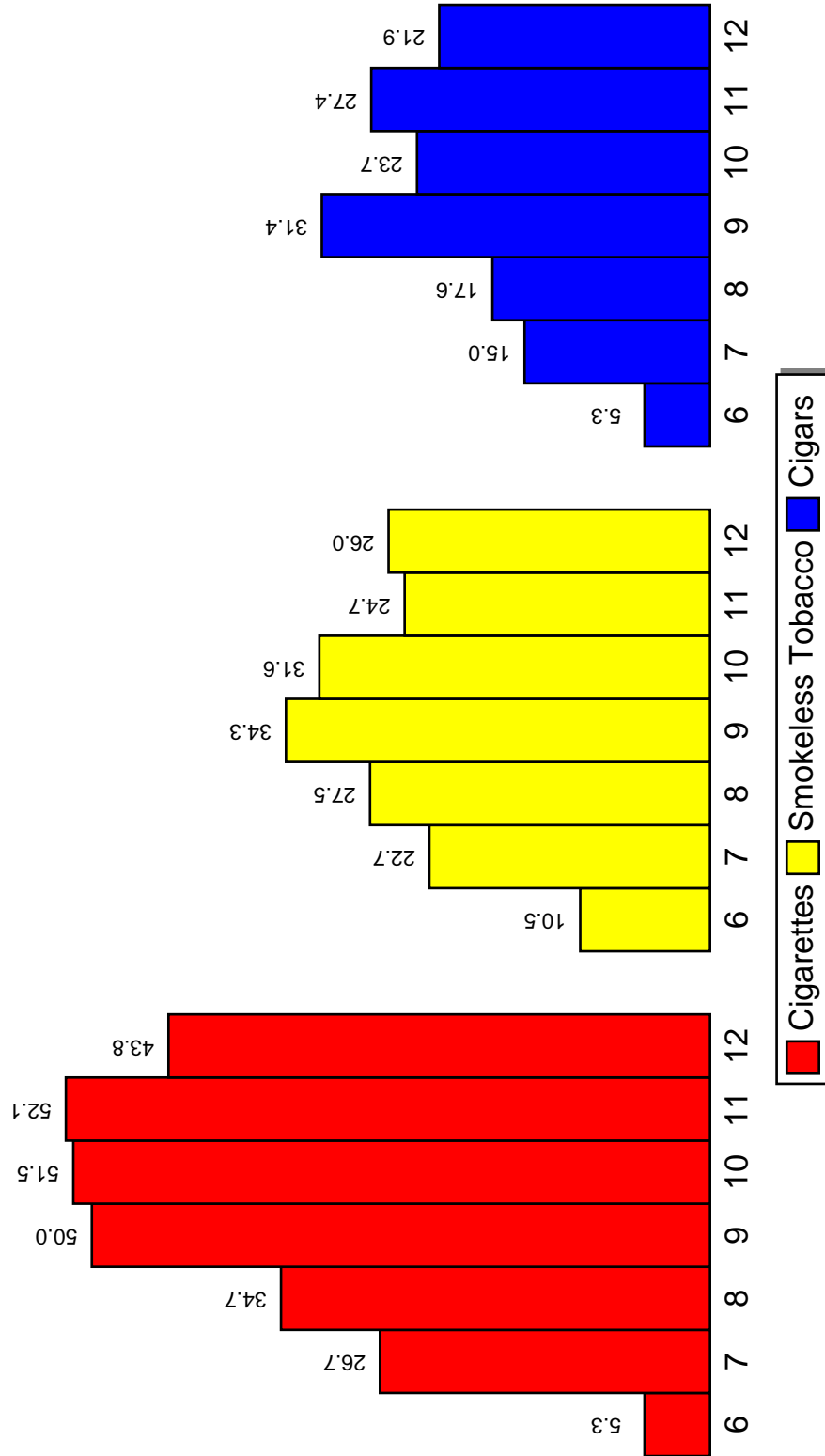
The *Perceived Harm* of alcohol and other drugs will assist with understanding how the false assumptions concerning harm are related to drug use. When drugs are perceived as harmless, the probability of use increases.

Research indicates that easy access, *Availability*, to drugs increases the probability of use. Availability of alcohol and other drugs normally increases at higher grade levels.

2.1 Frequency of Use

% Students Who Use Cigarettes, Smokeless Tobacco & Cigars

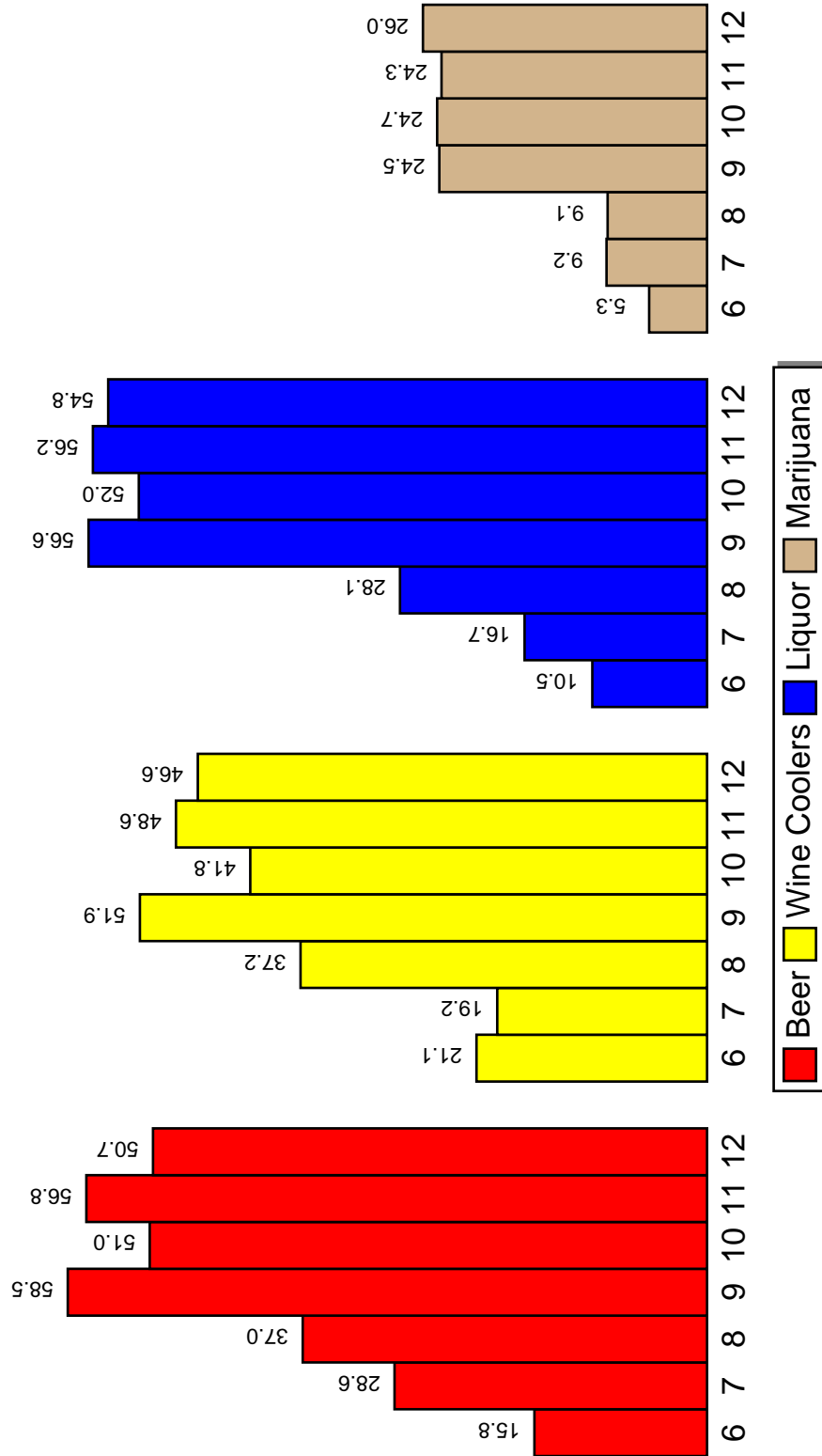
Figure 2.1: % Students Who Use Cigarettes, Smokeless Tobacco & Cigars



Source: PRIDE Surveys

% Students Who Use Beer, Wine Coolers, Liquor & Marijuana

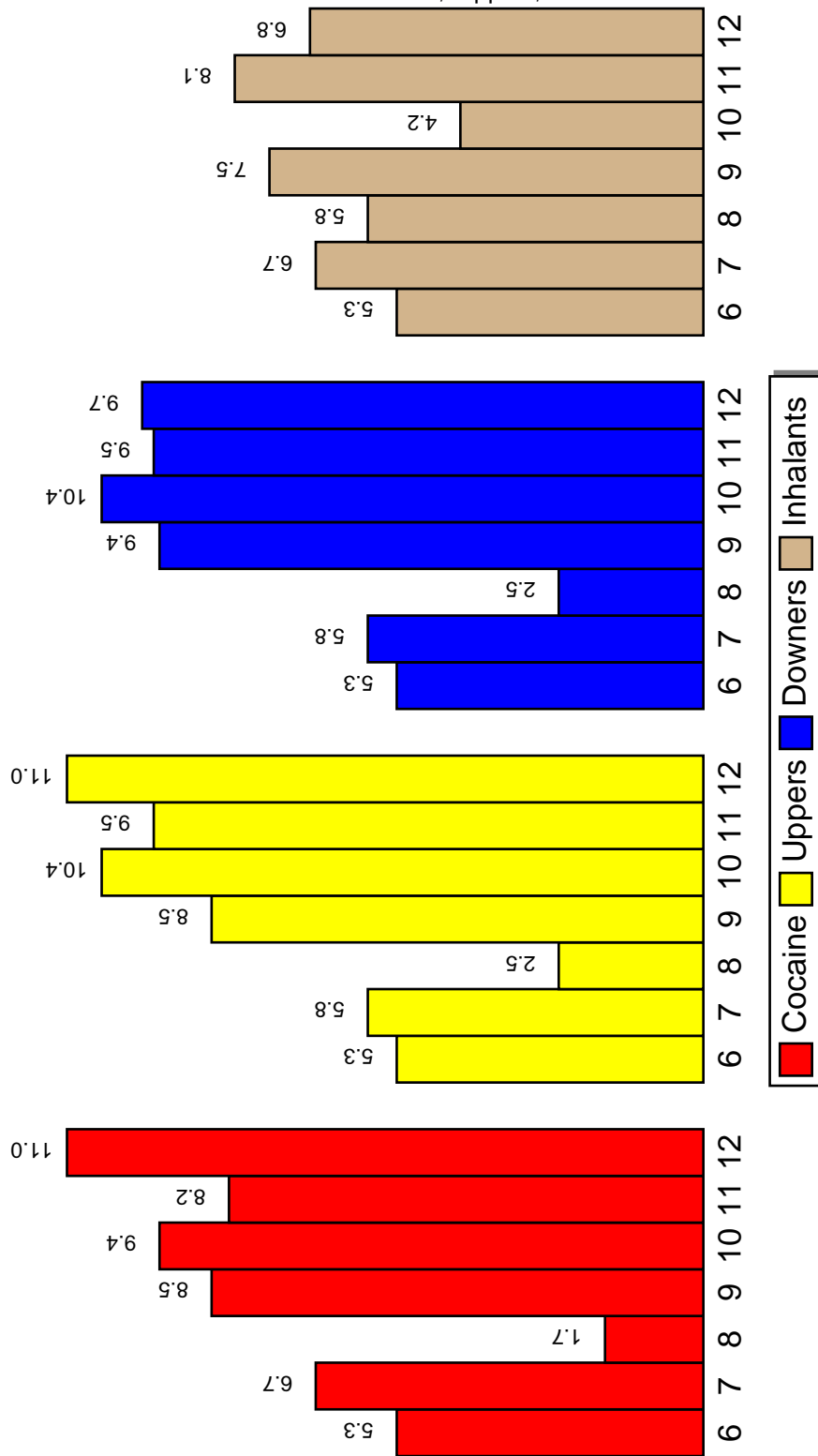
Figure 2.2: % Students Who Use Beer, Wine Coolers, Liquor & Marijuana



Source: PRIDE Surveys

% Students Who Use Cocaine, Uppers, Downers & Inhalants

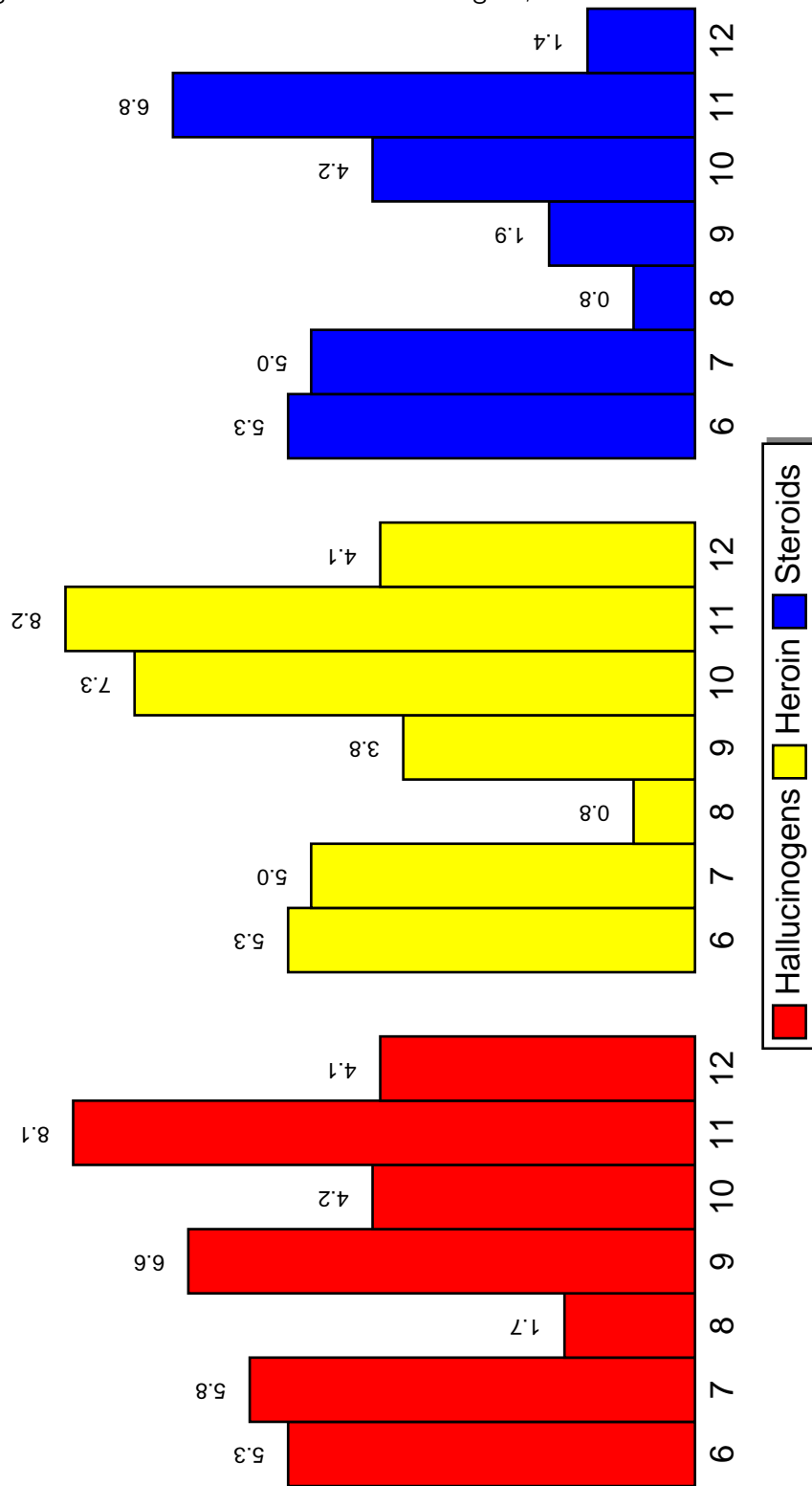
Figure 2.3: % Students Who Use Cocaine, Uppers, Downers & Inhalants



Source: PRIDE Surveys

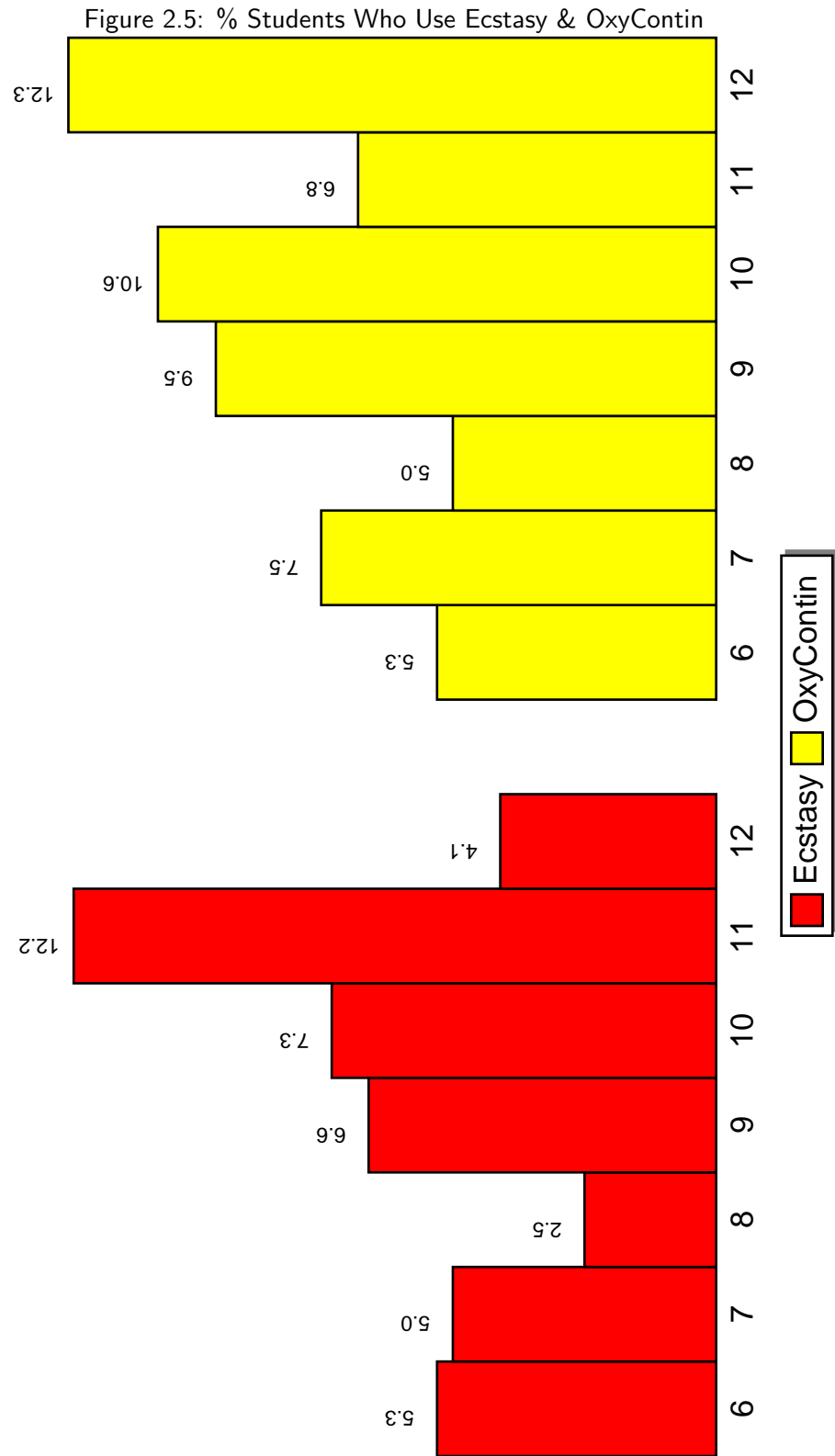
% Students Who Use Hallucinogens, Heroin & Steroids

Figure 2.4: % Students Who Use Hallucinogens, Heroin & Steroids



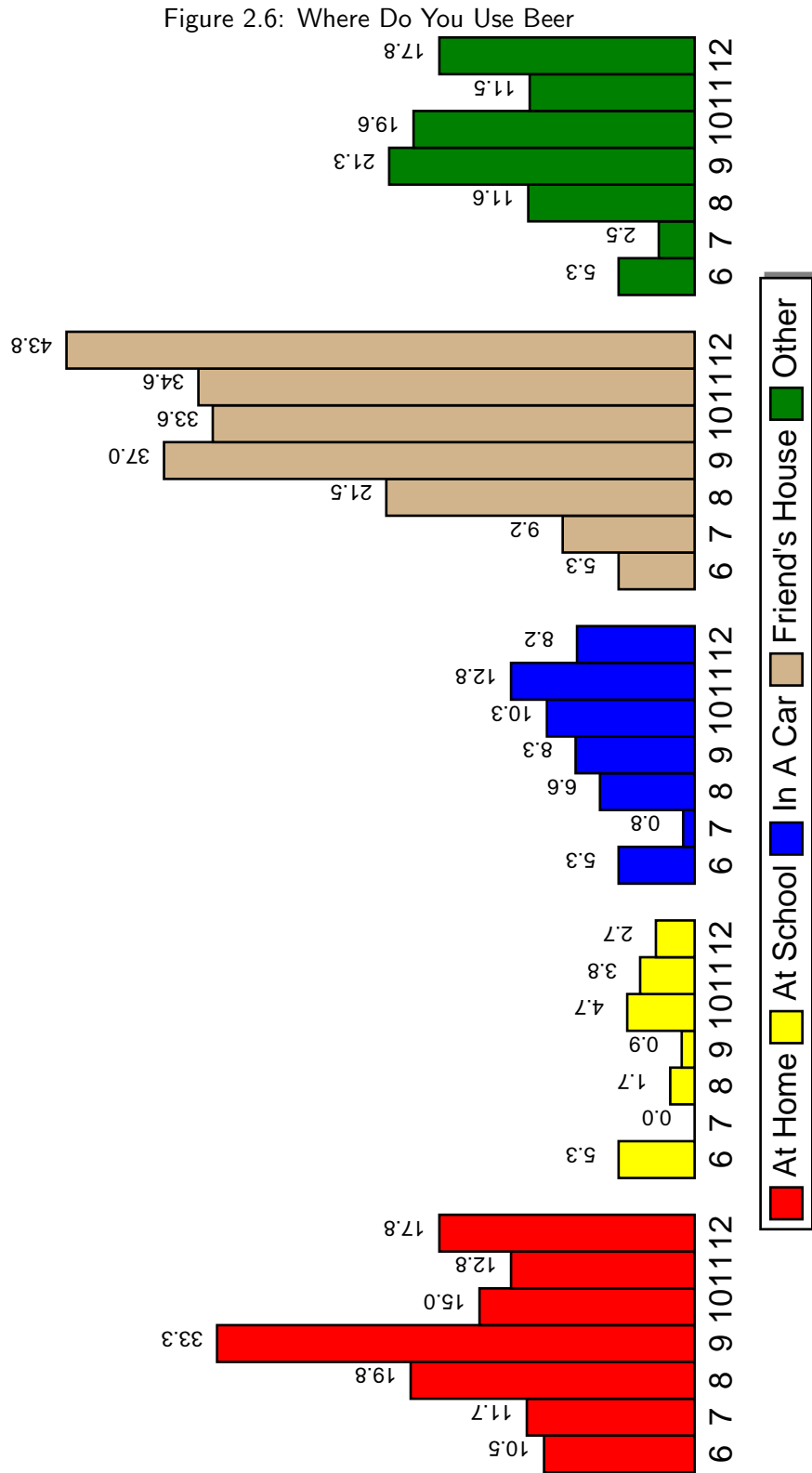
Source: PRIDE Surveys

% Students Who Use Ecstasy & OxyContin

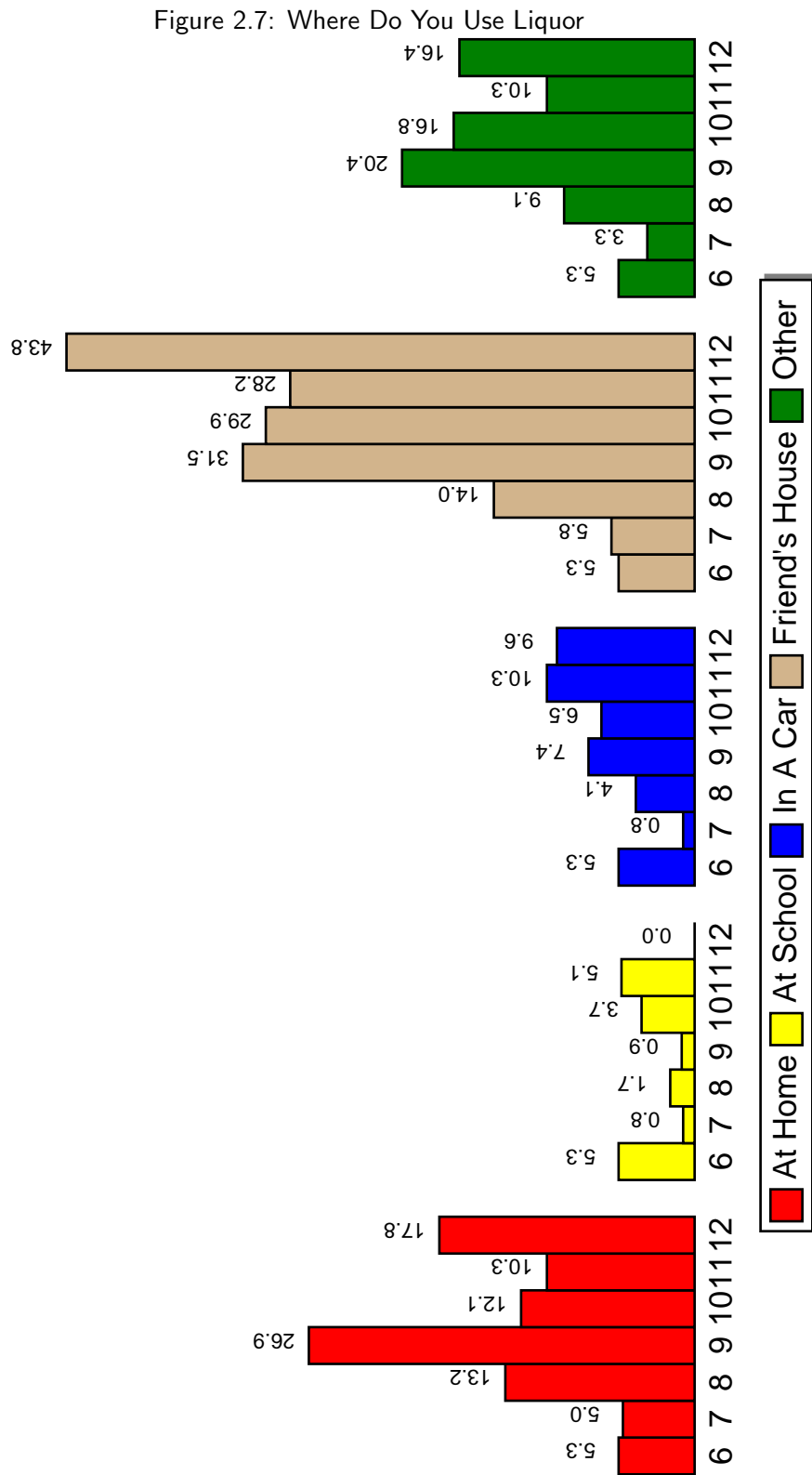


2.2 Where Do You Use

Where Do You Use Beer



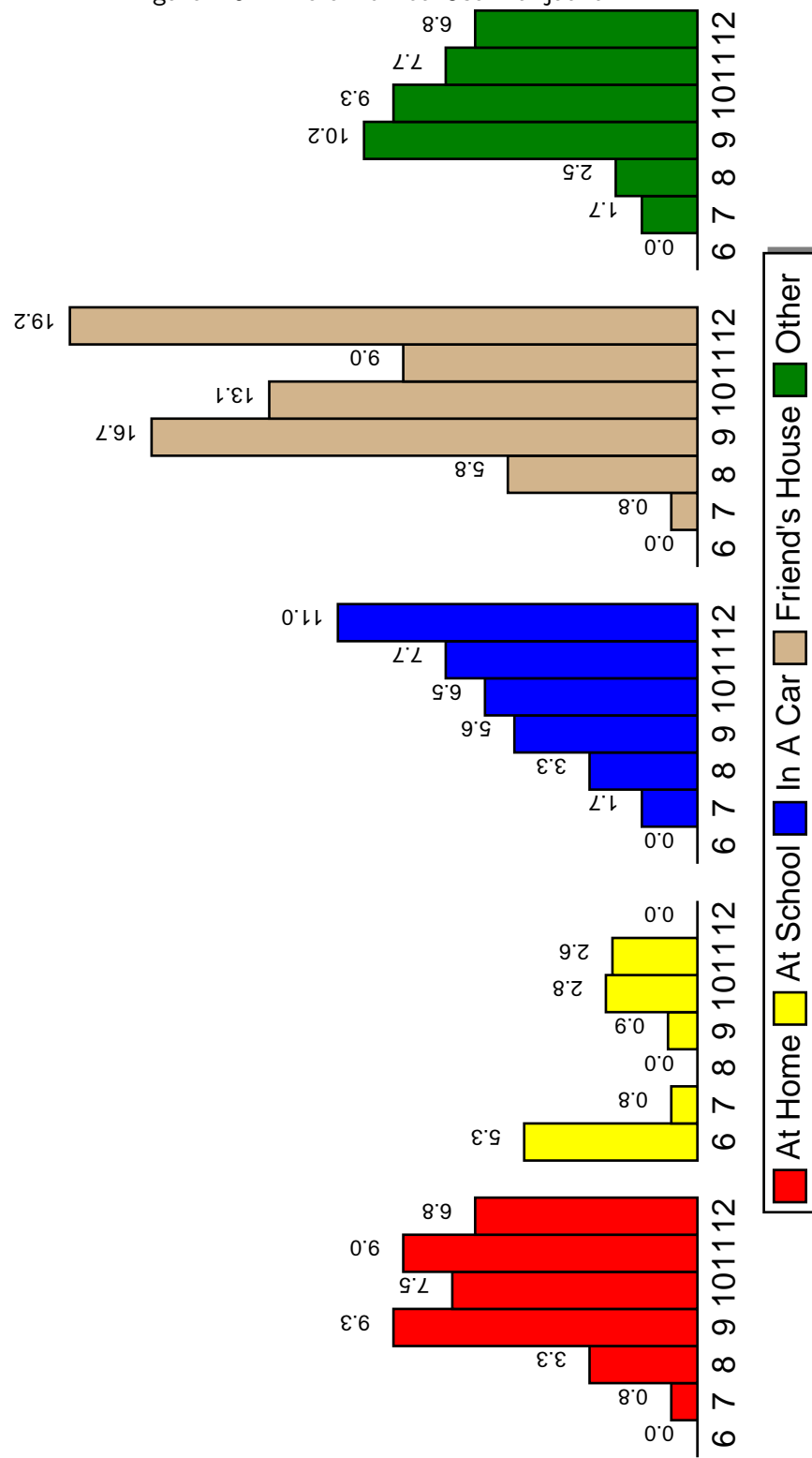
Where Do You Use Liquor



Source: PRIDE Surveys

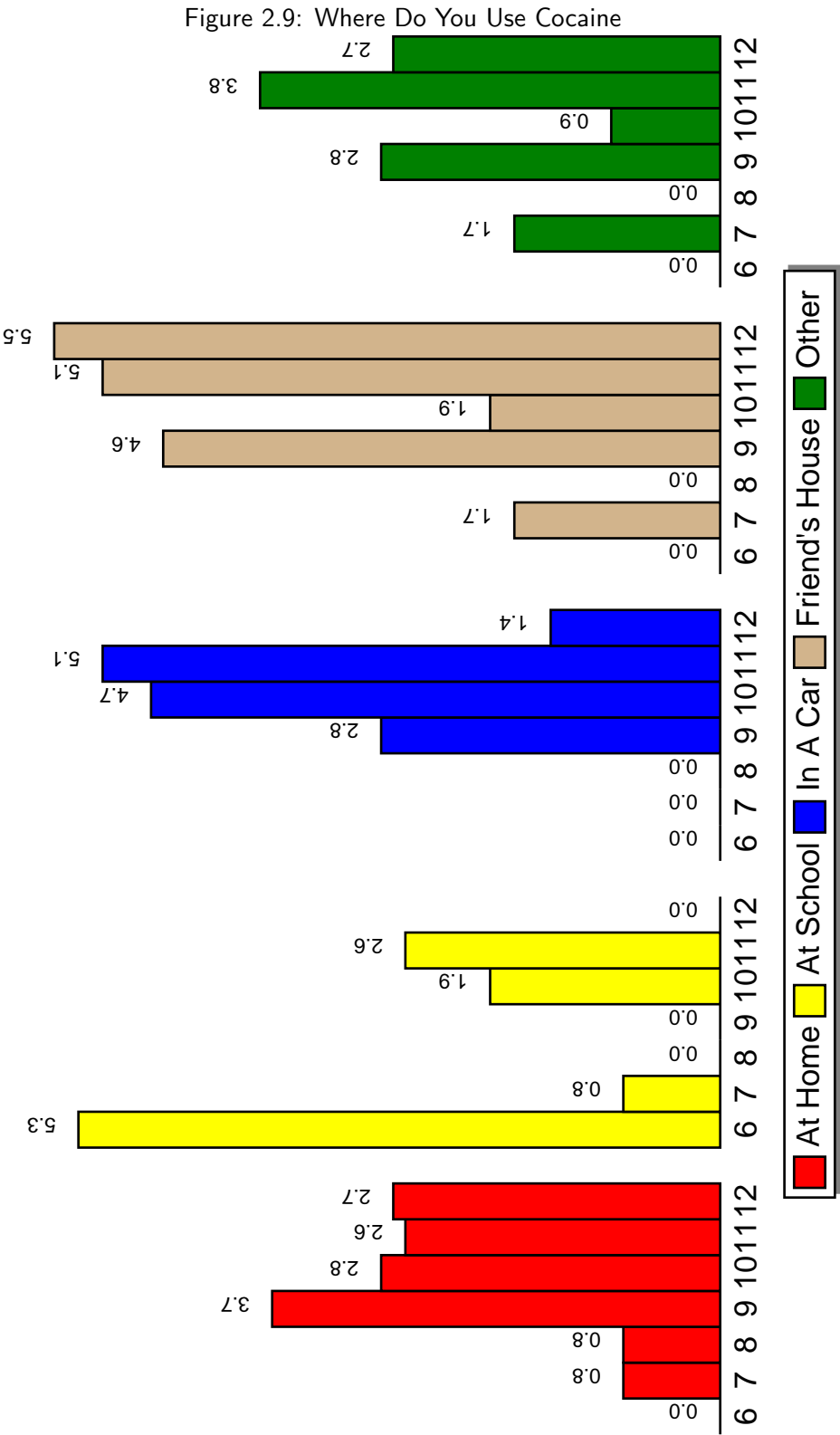
Where Do You Use Marijuana

Figure 2.8: Where Do You Use Marijuana



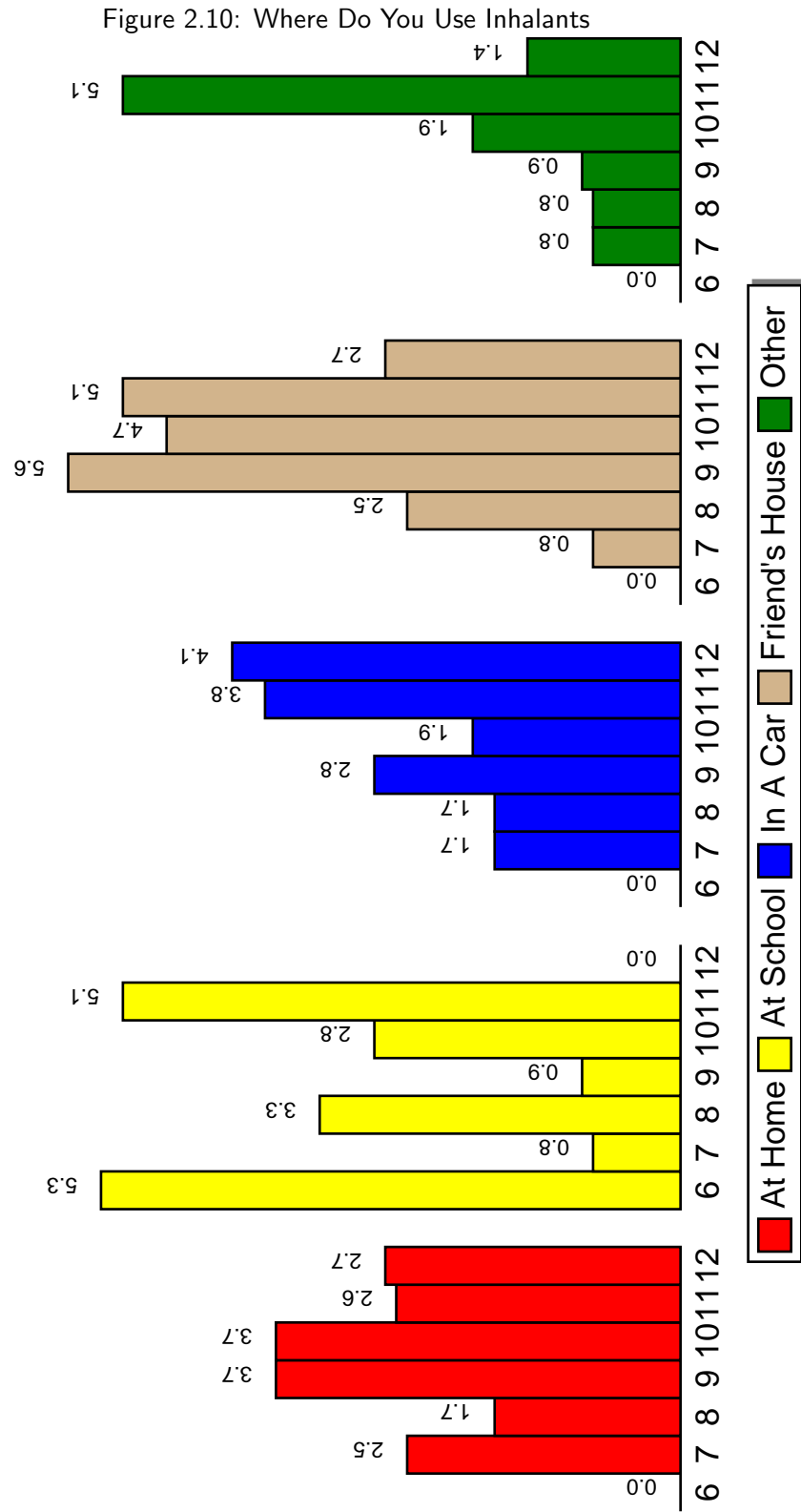
Source: PRIDE Surveys

Where Do You Use Cocaine



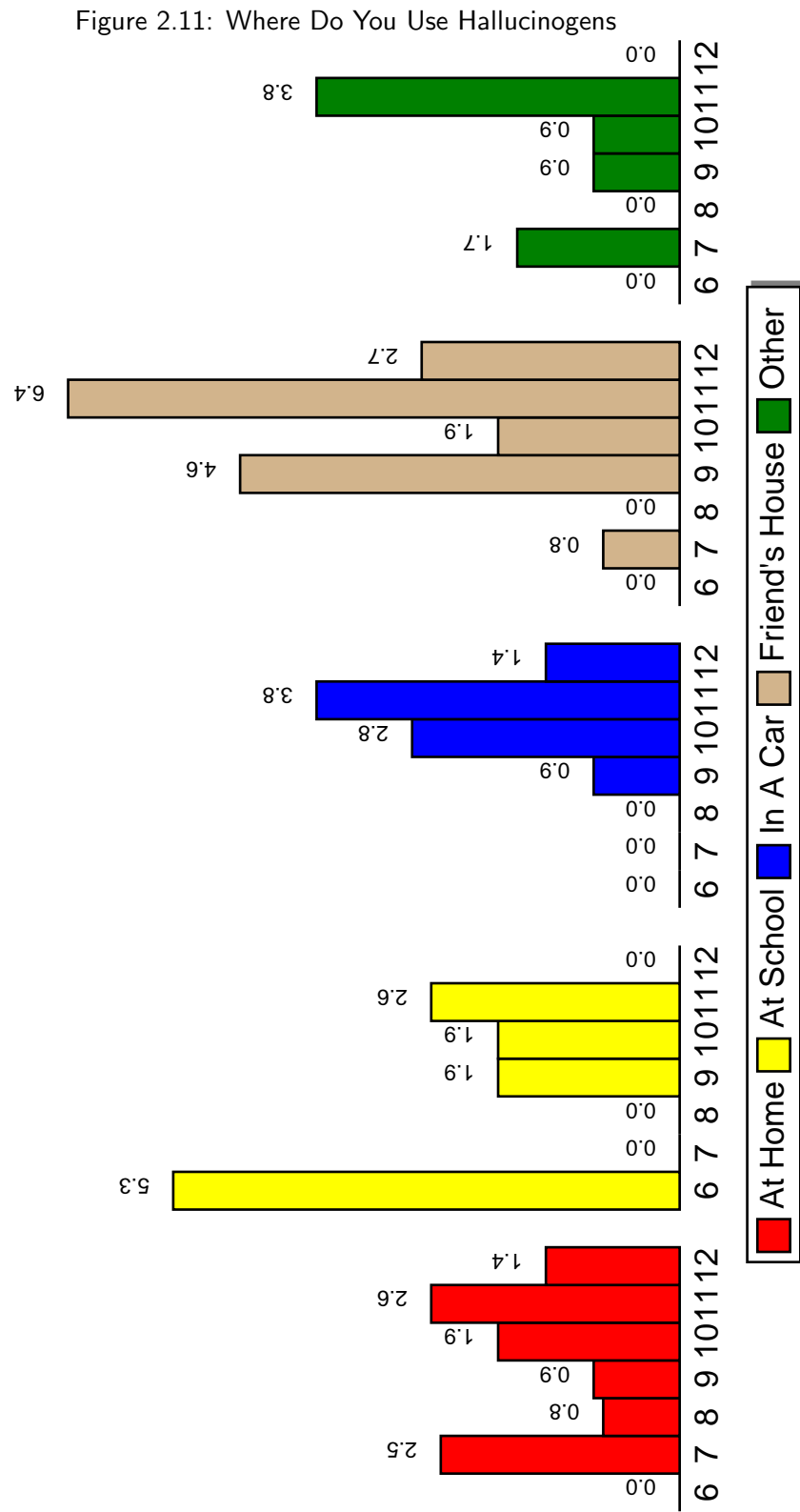
Source: PRIDE Surveys

Where Do You Use Inhalants

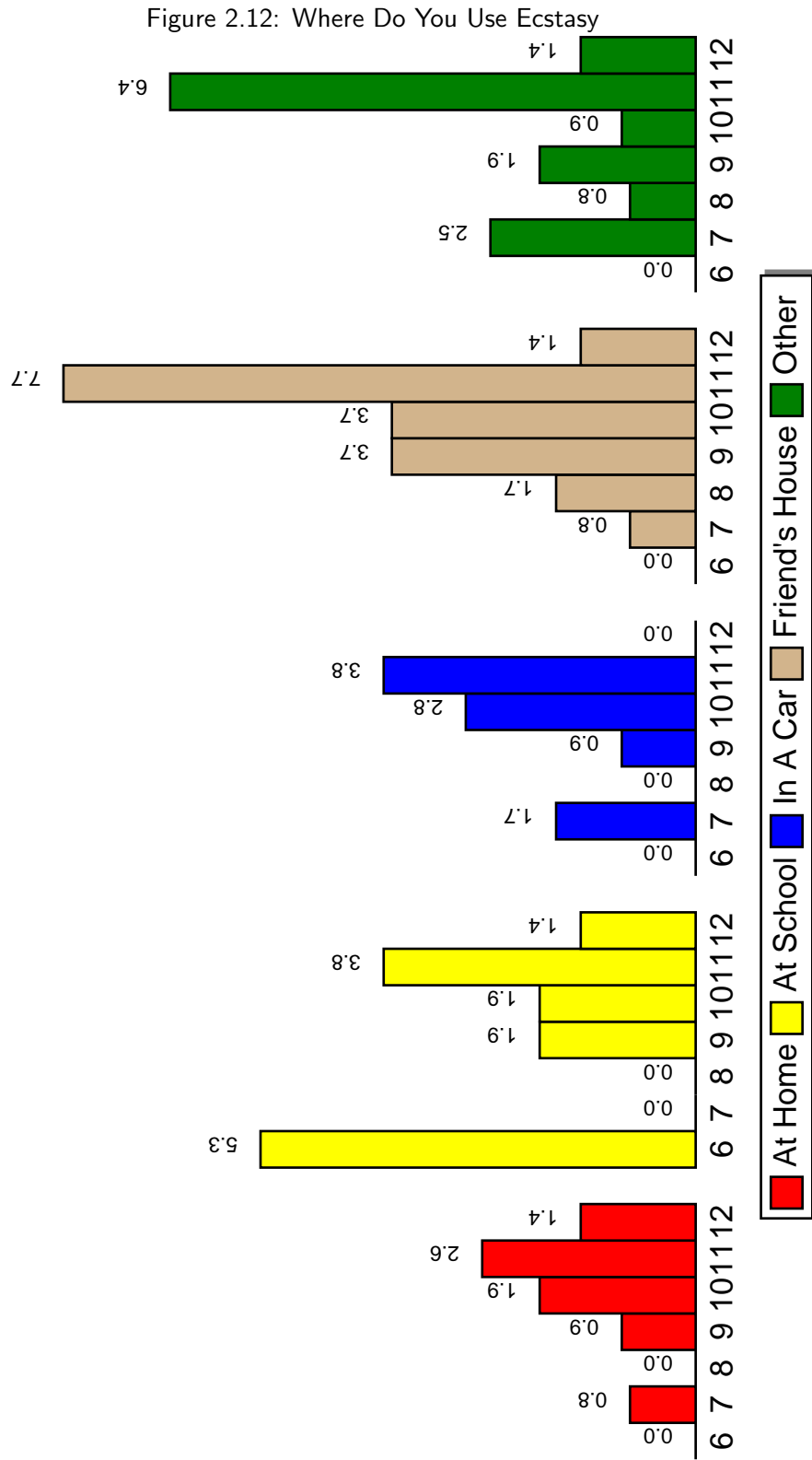


Source: PRIDE Surveys

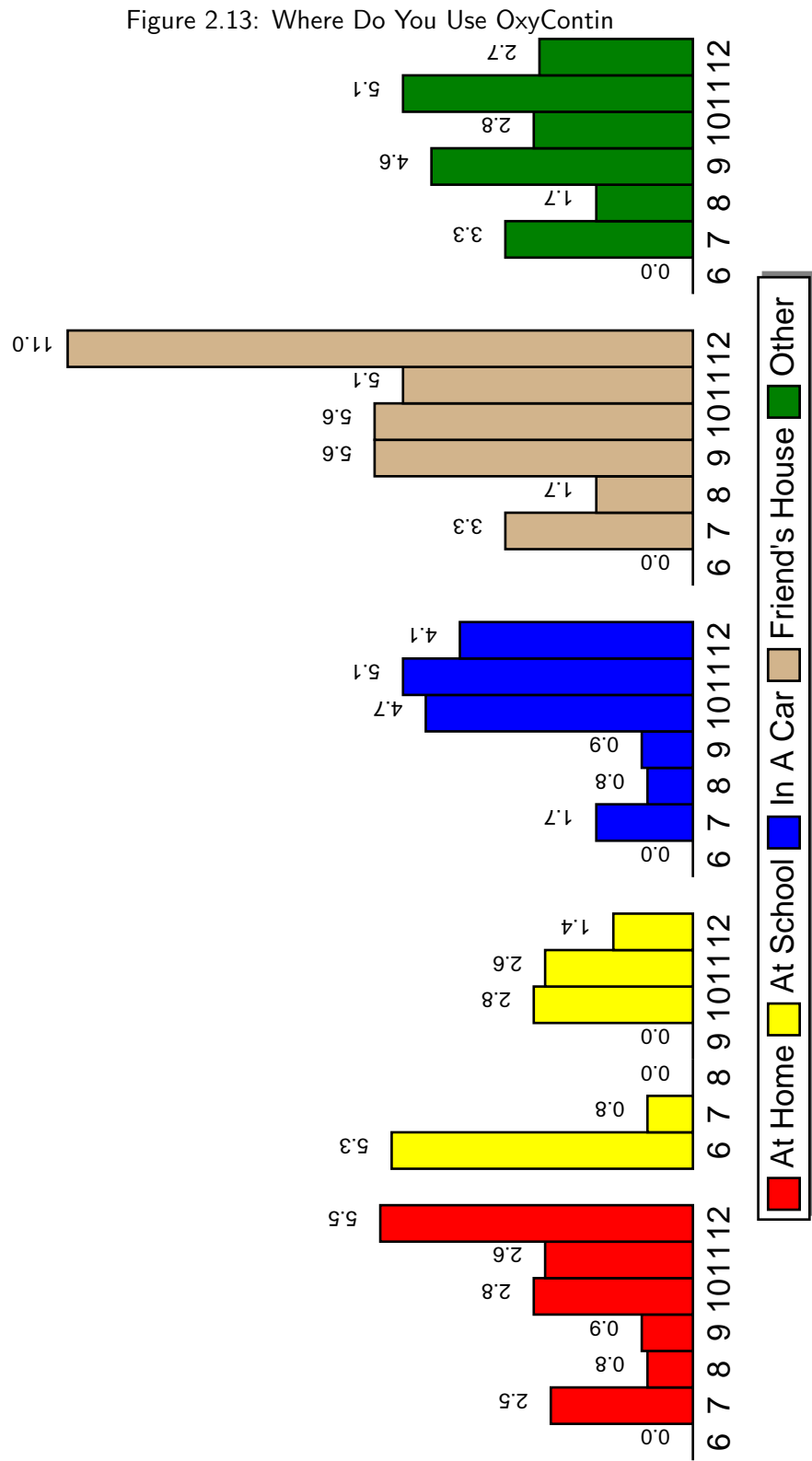
Where Do You Use Hallucinogens



Where Do You Use Ecstasy



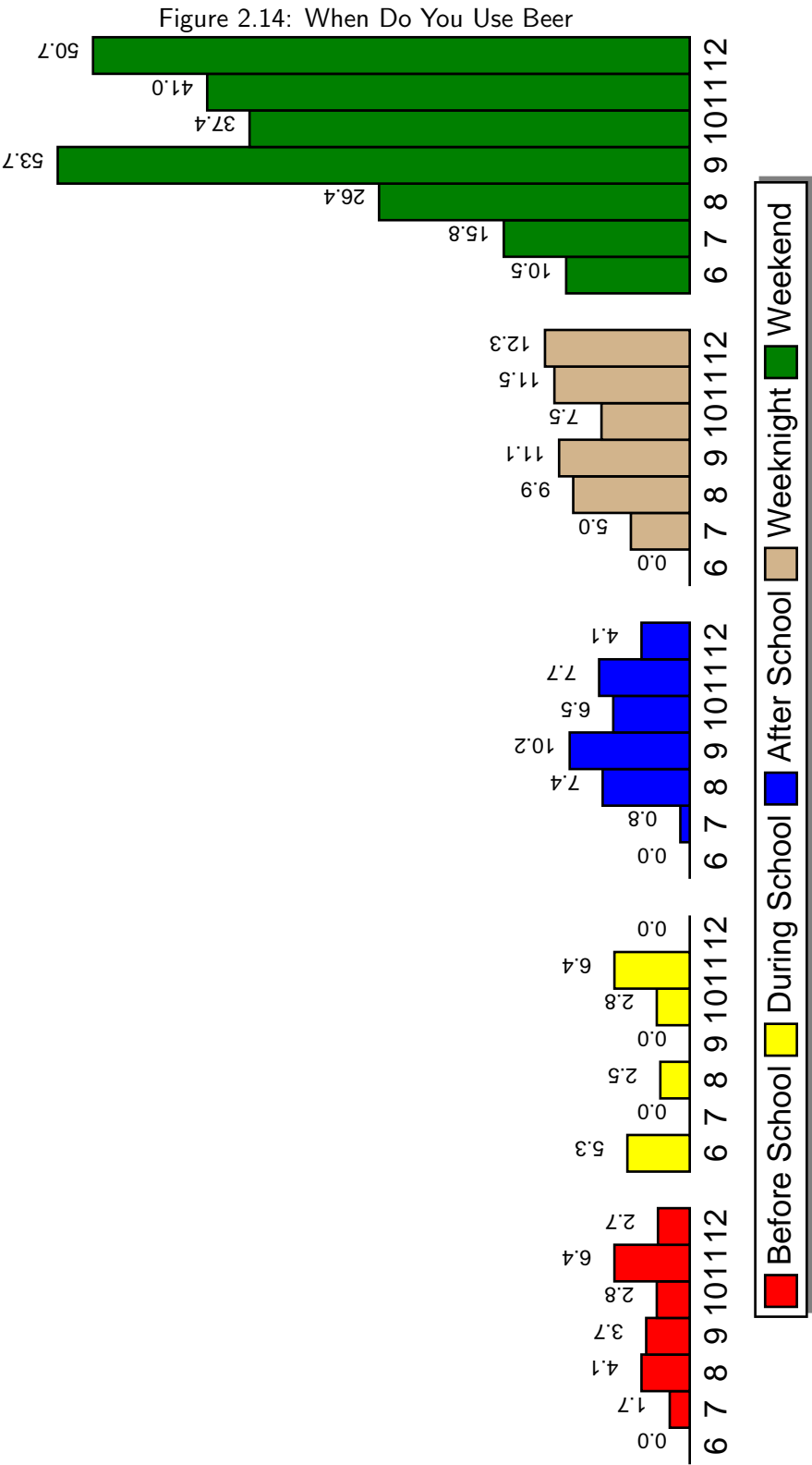
Where Do You Use OxyContin



Source: PRIDE Surveys

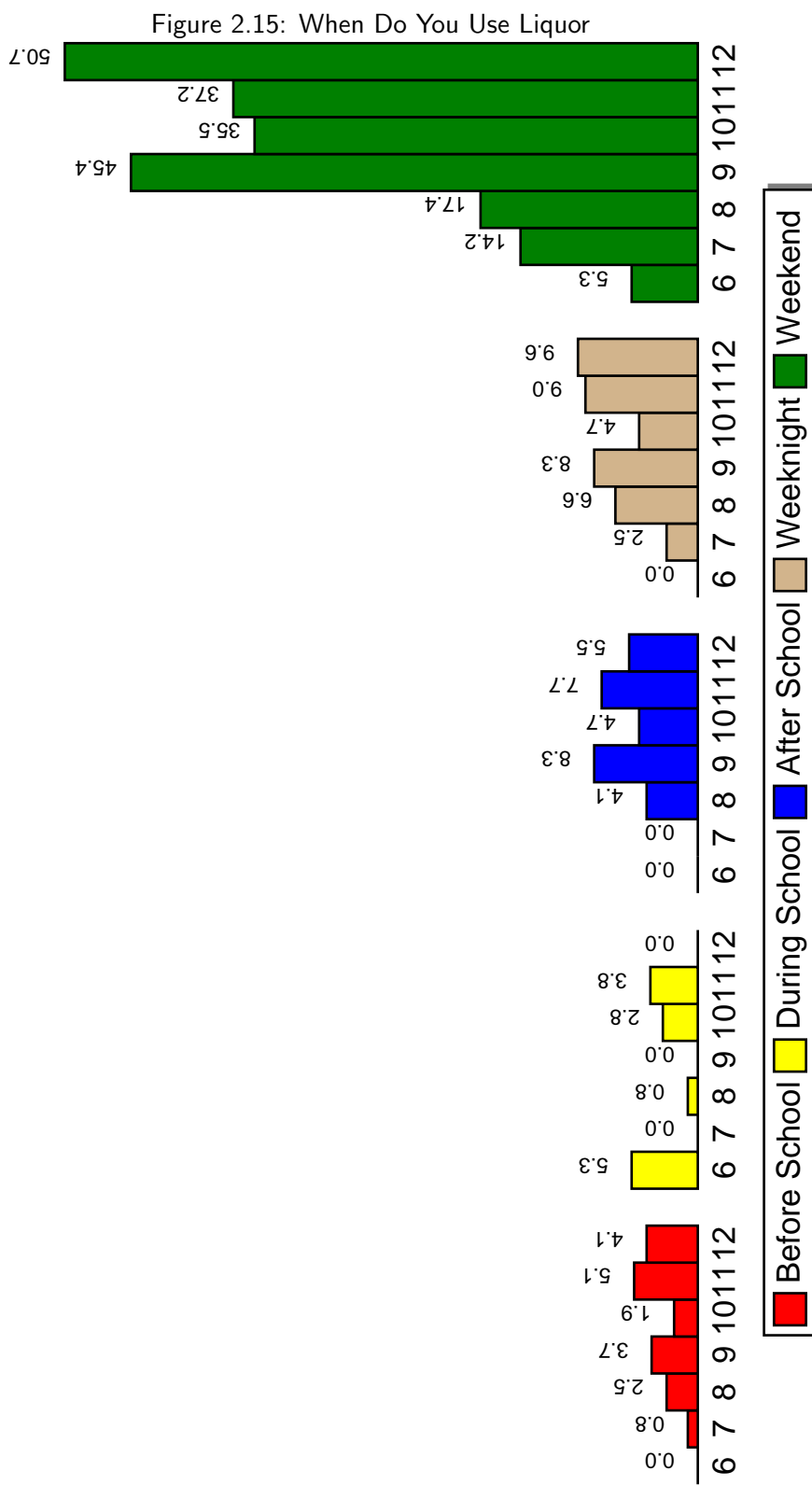
2.3 When Do You Use

When Do You Use Beer



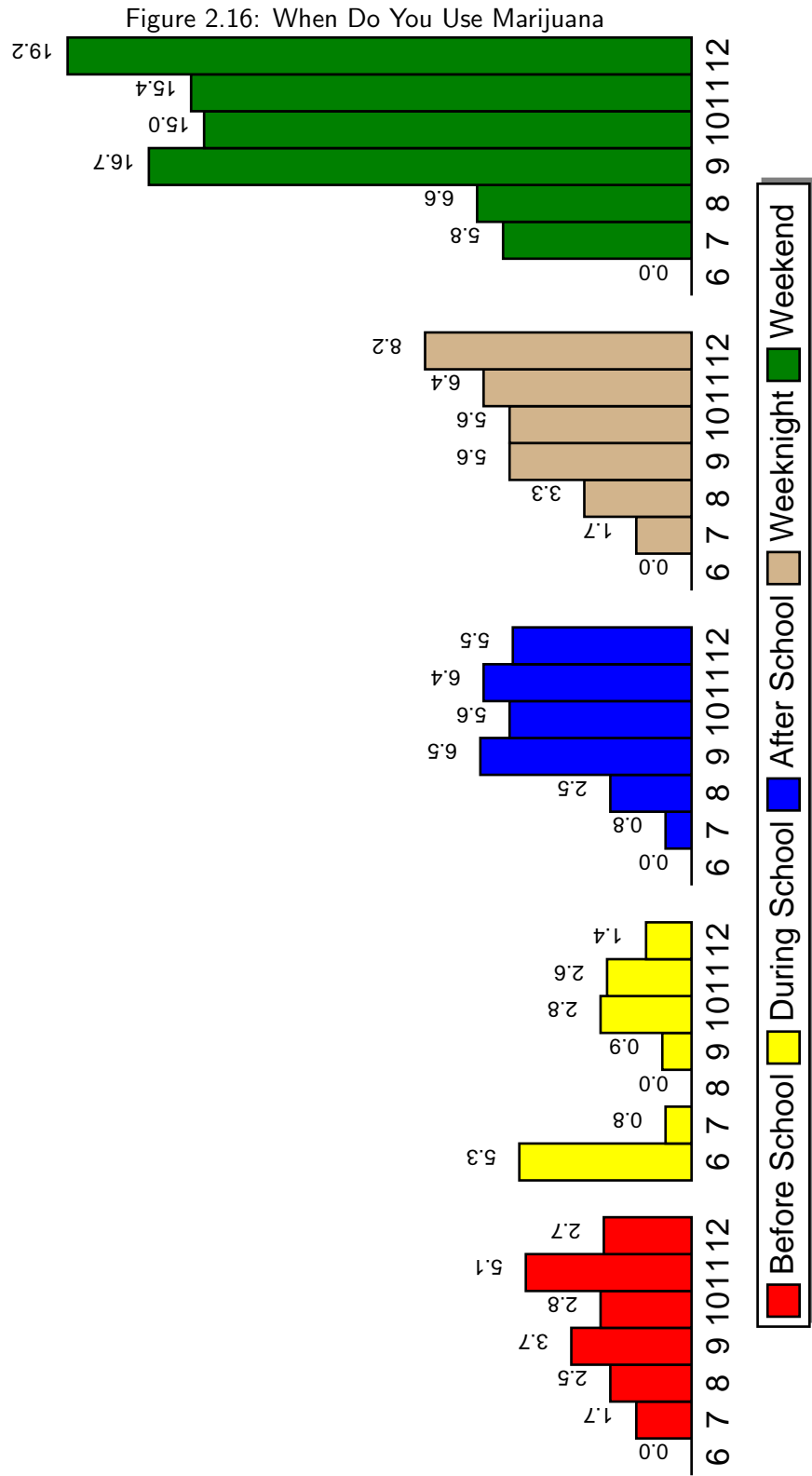
Source: PRIDE Surveys

When Do You Use Liquor



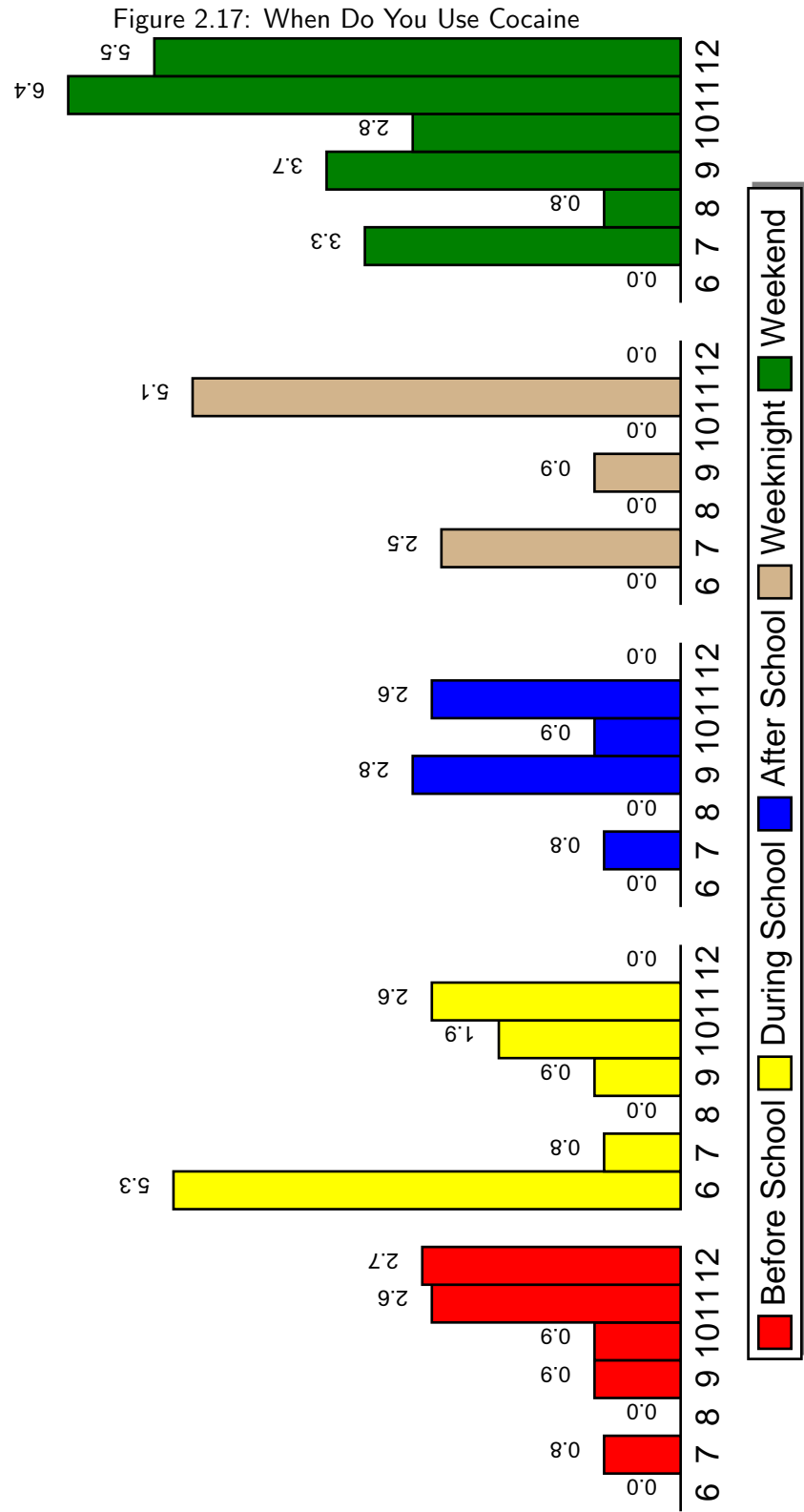
Source: PRIDE Surveys

When Do You Use Marijuana

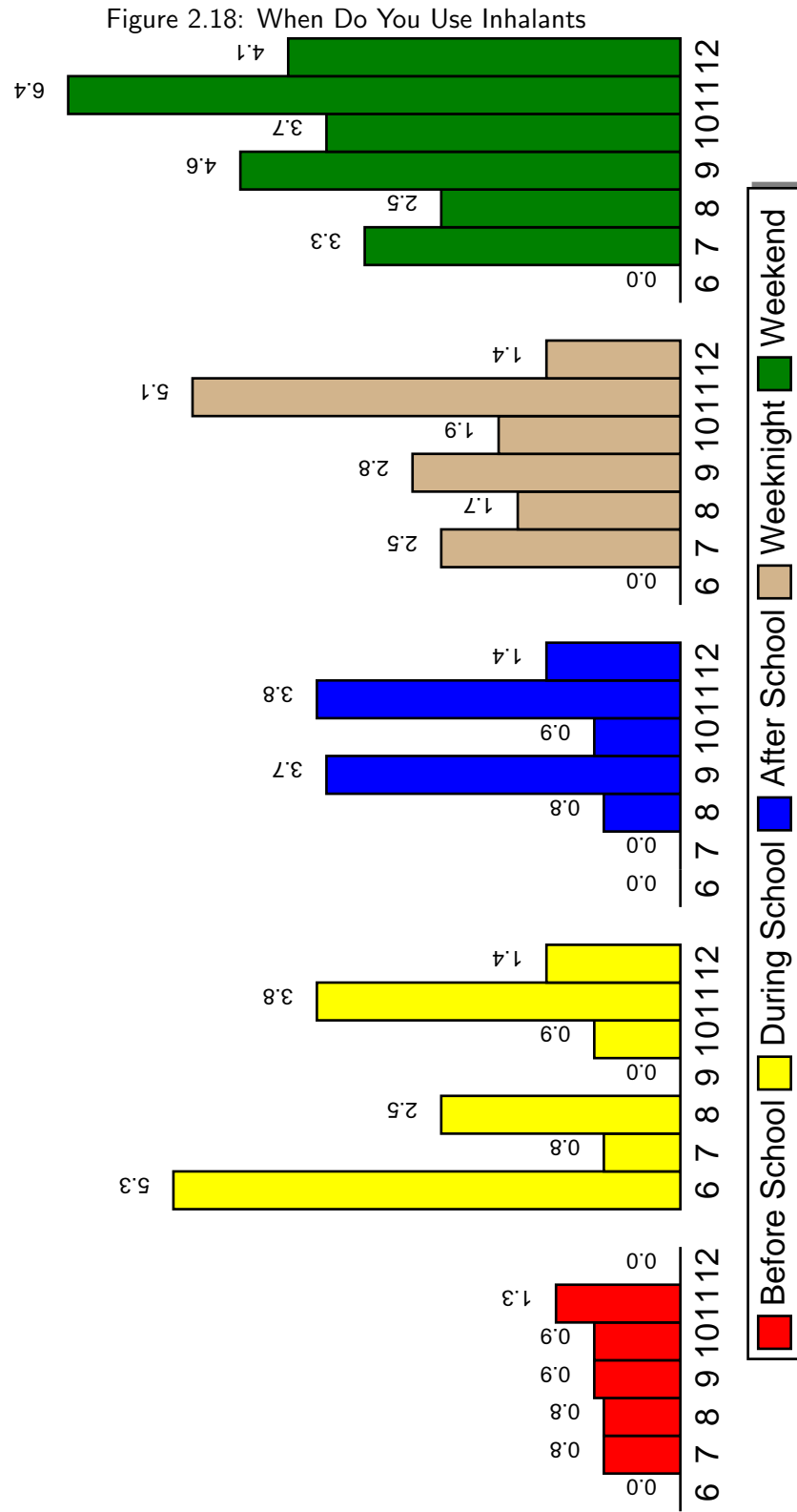


Source: PRIDE Surveys

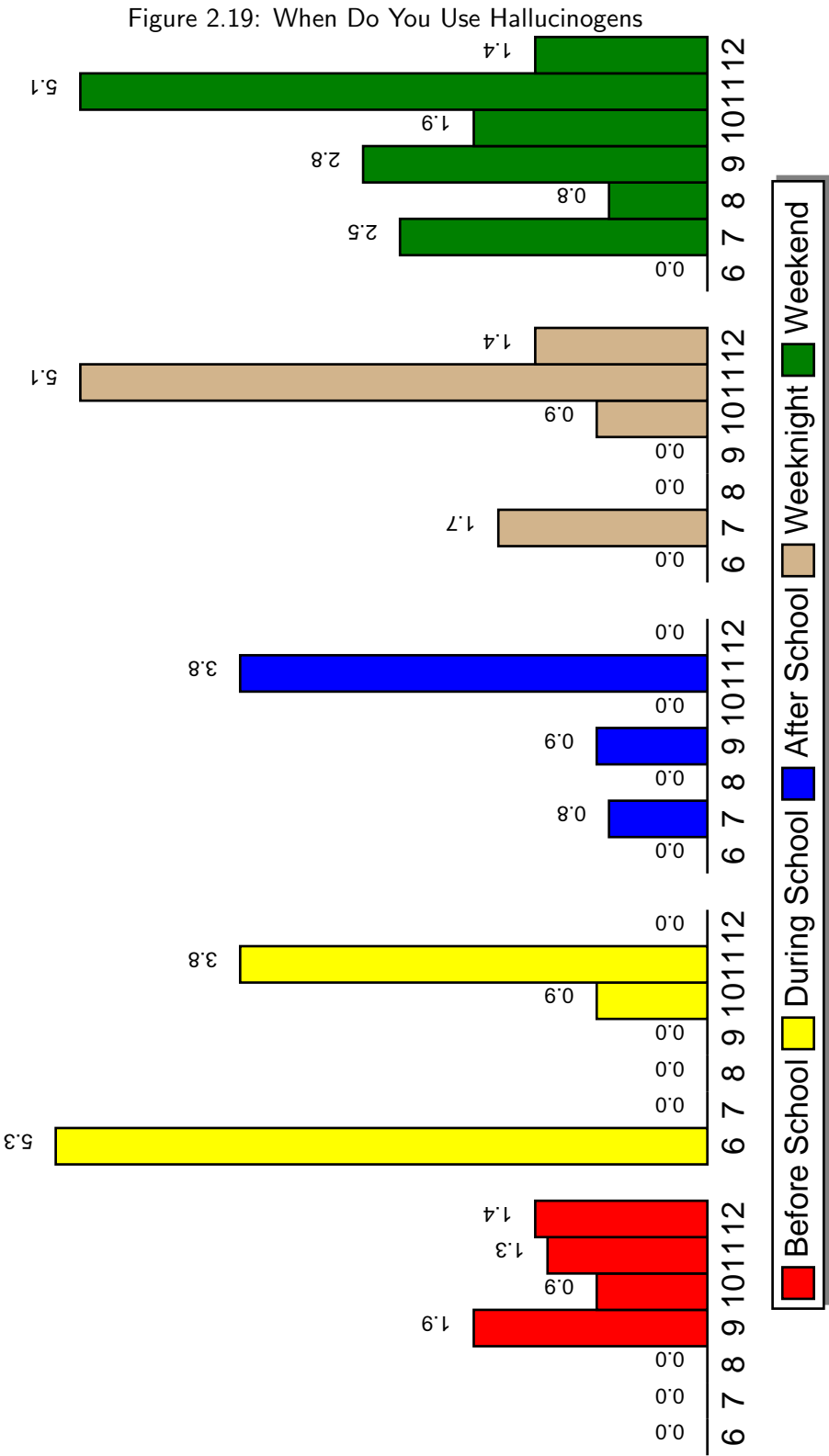
When Do You Use Cocaine



When Do You Use Inhalants

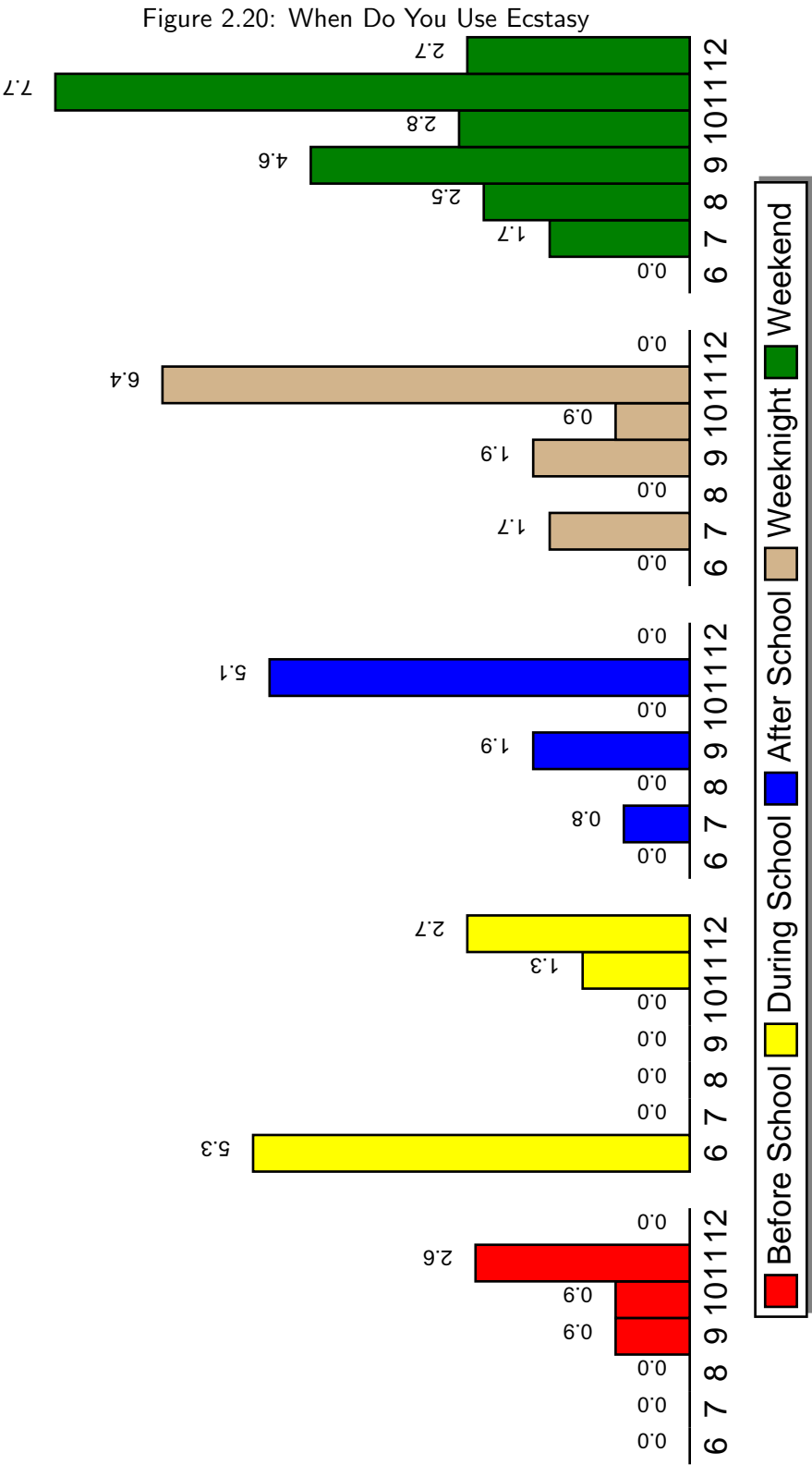


When Do You Use Hallucinogens



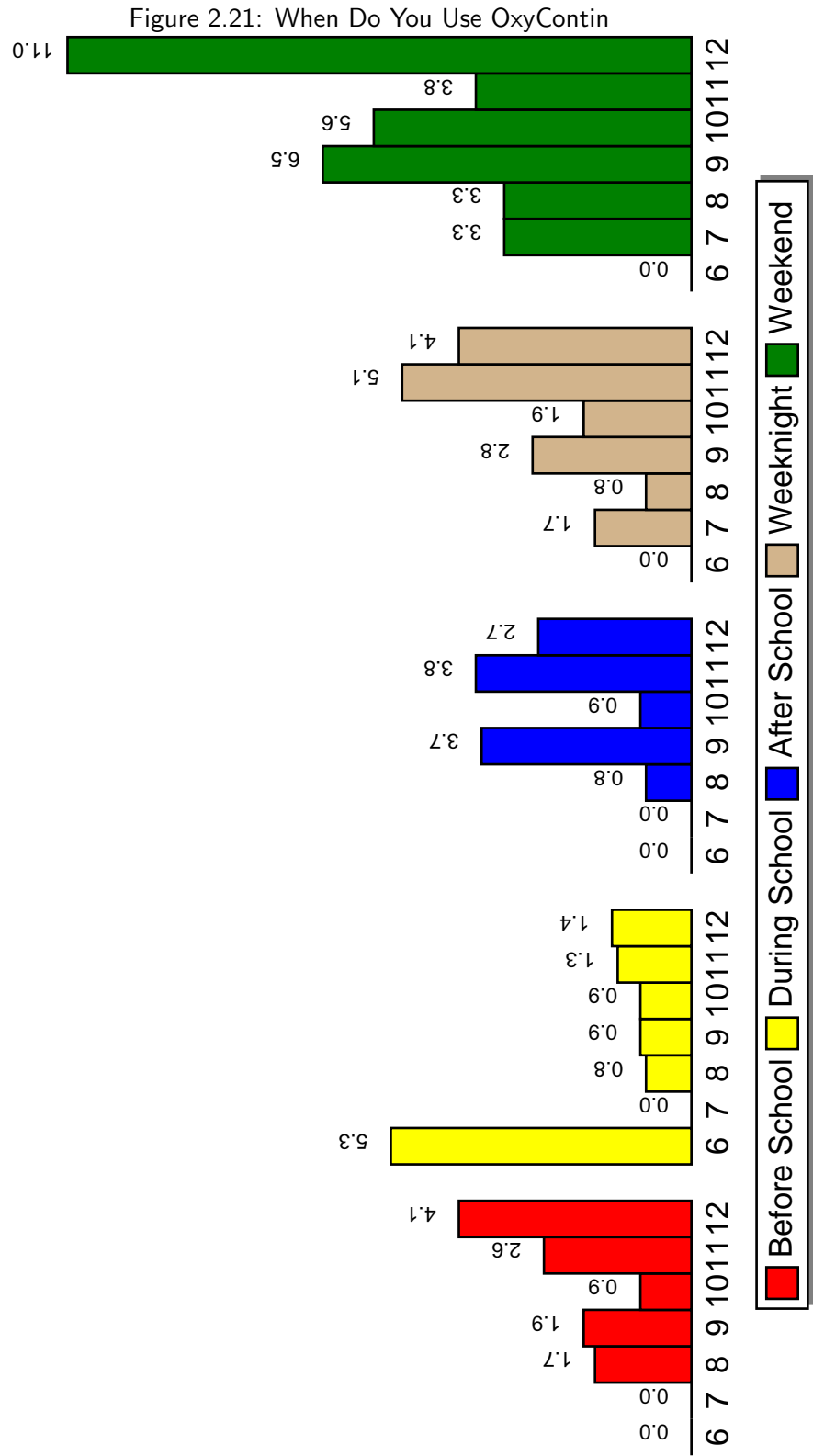
Source: PRIDE Surveys

When Do You Use Ecstasy



Source: PRIDE Surveys

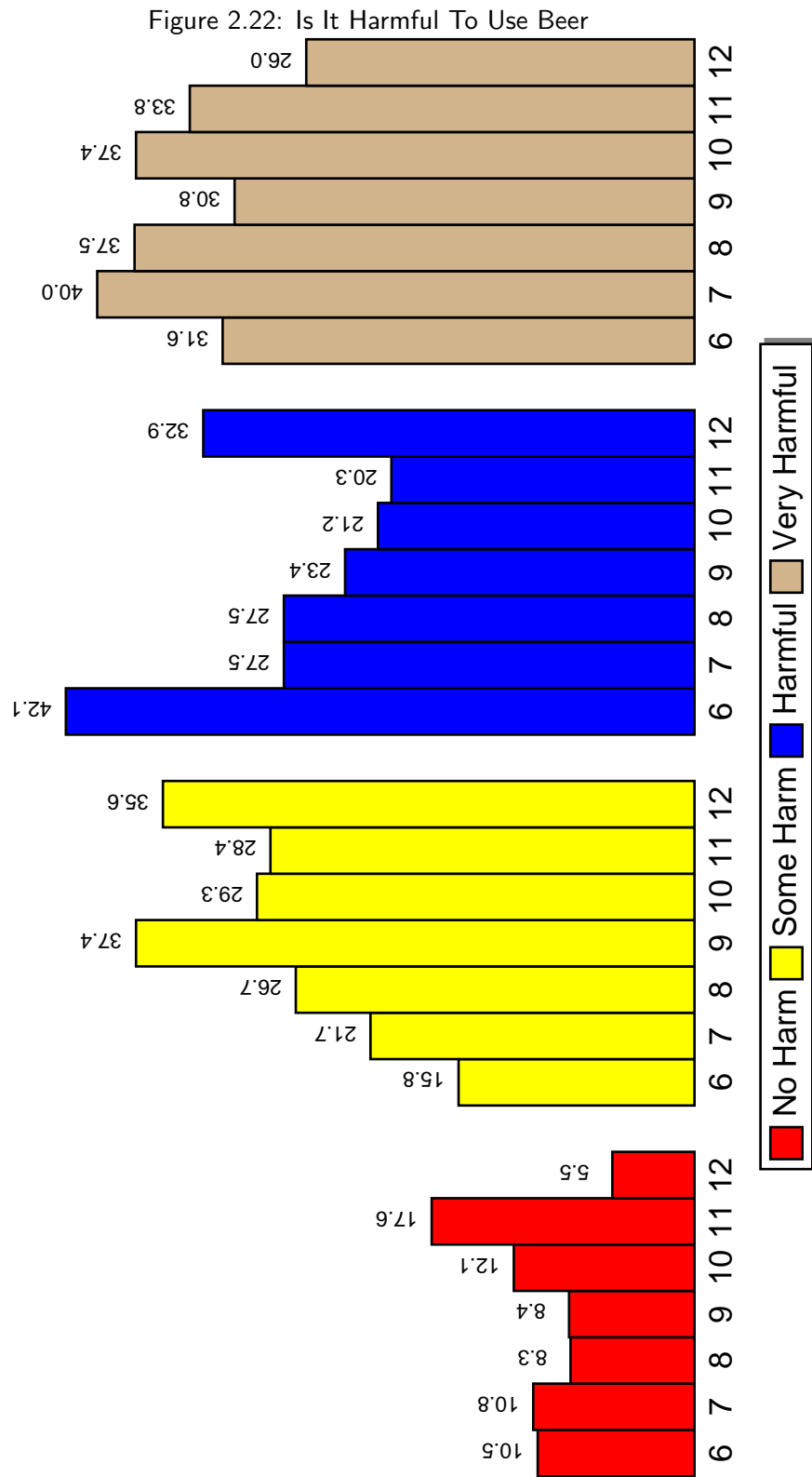
When Do You Use OxyContin



Source: PRIDE Surveys

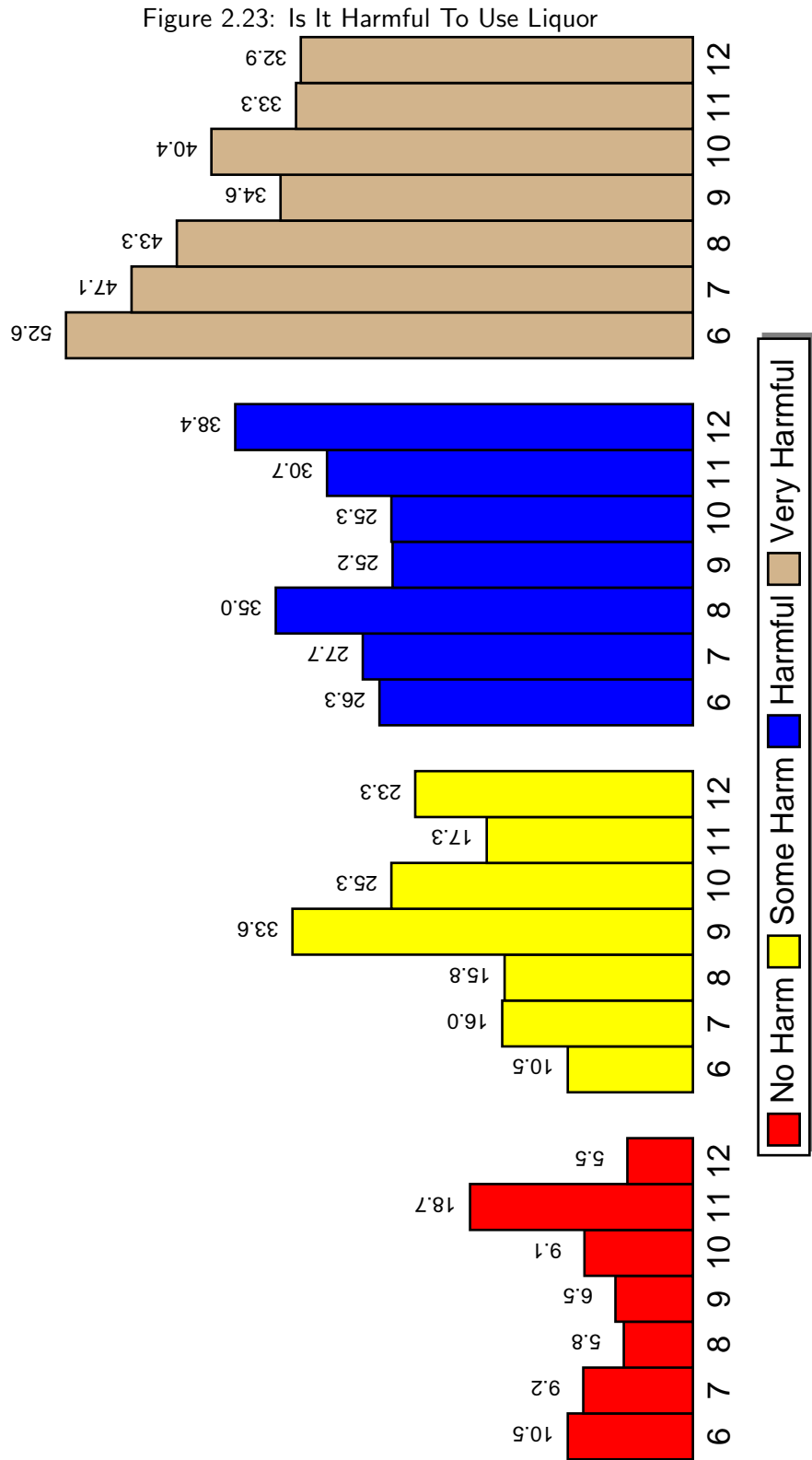
2.4 Harmfulness to Health

Is It Harmful To Use Beer

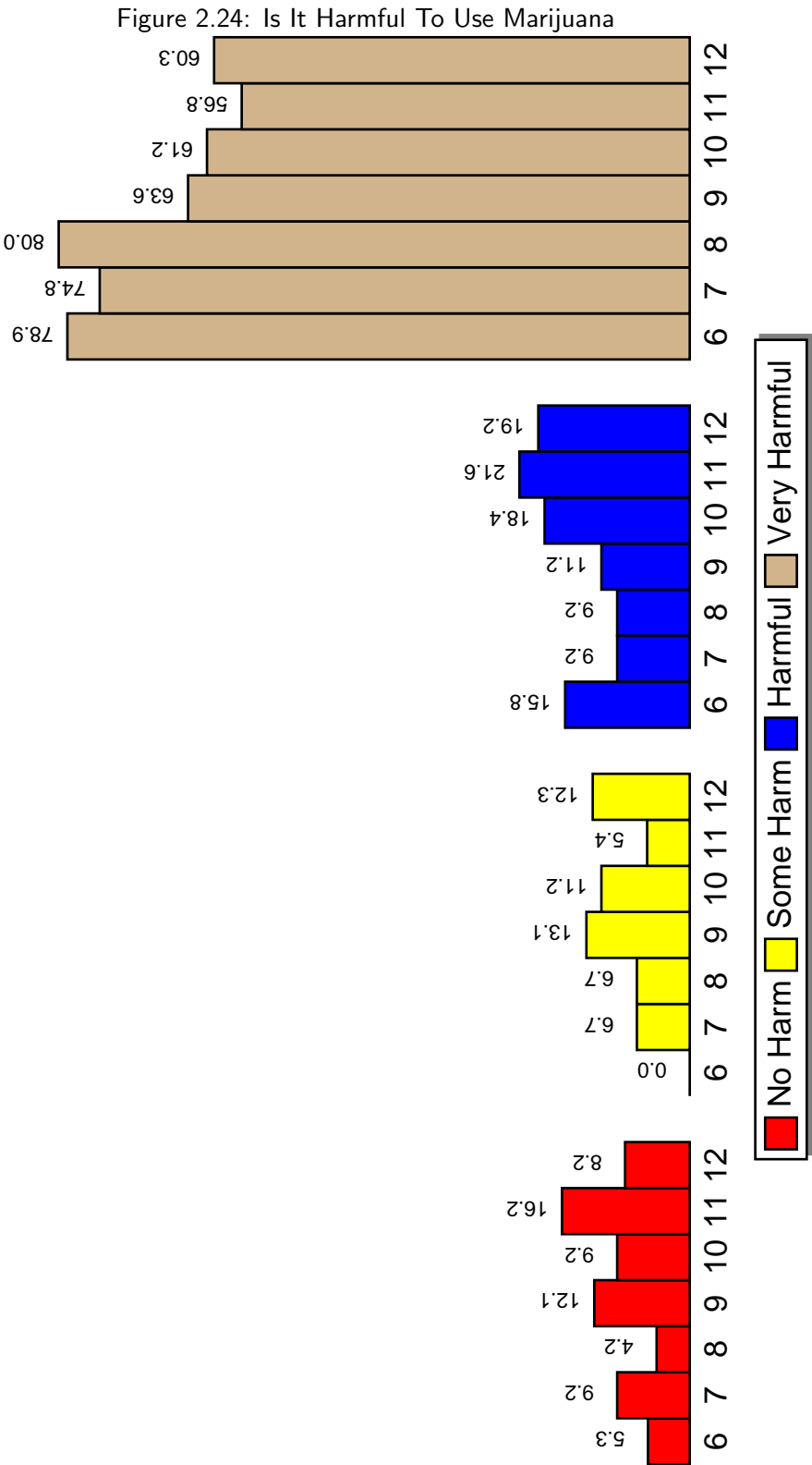


Source: PRIDE Surveys

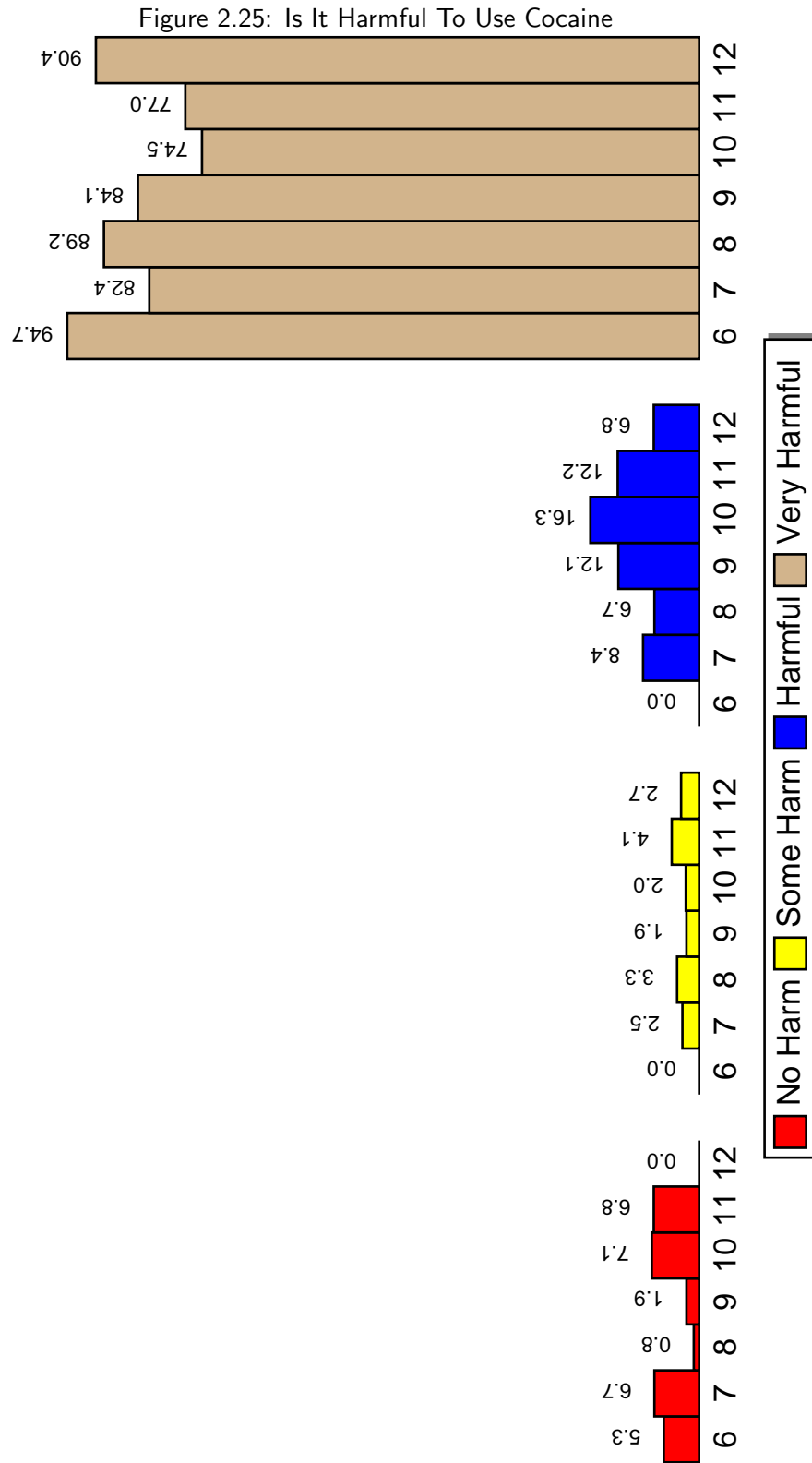
Is It Harmful To Use Liquor



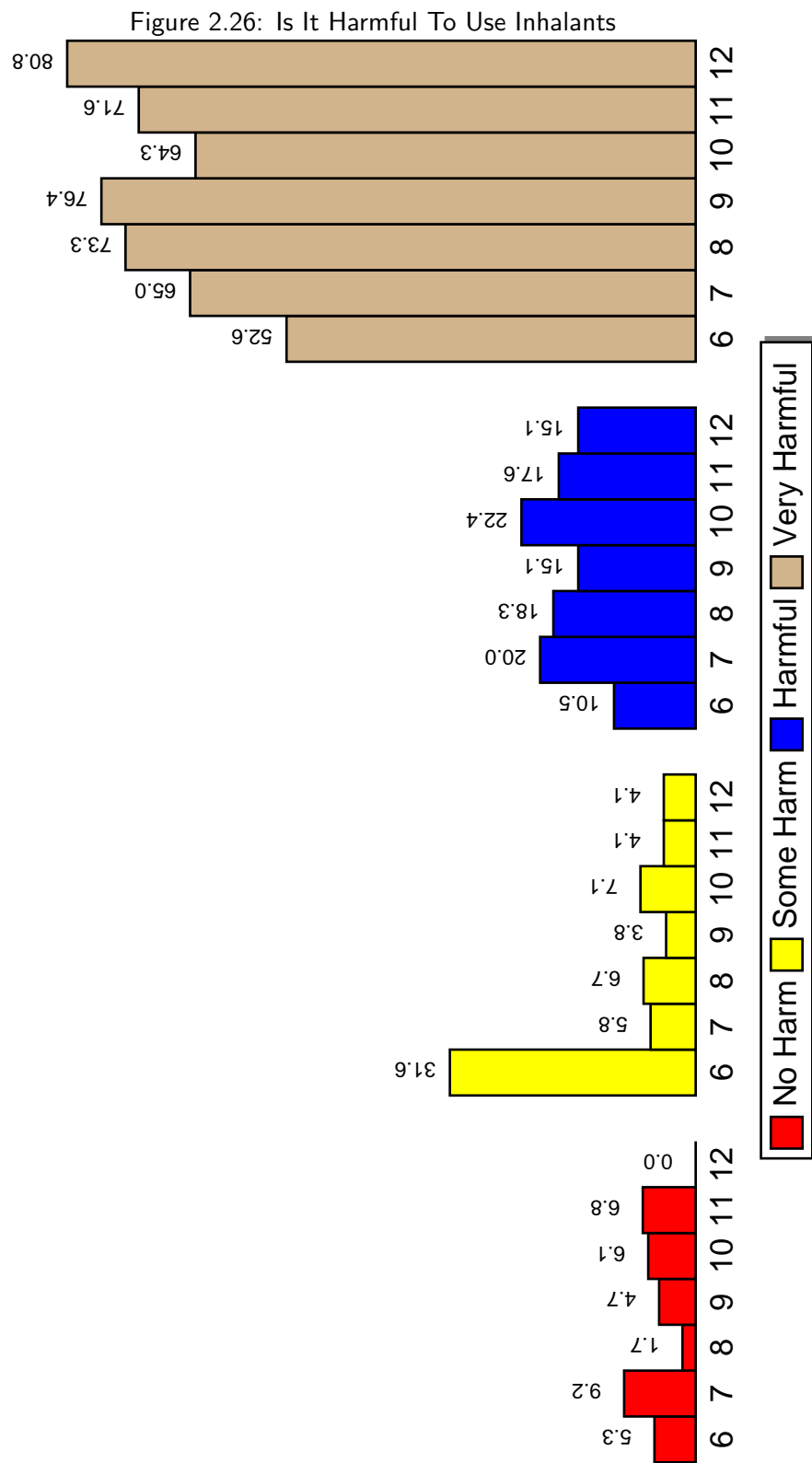
Is It Harmful To Use Marijuana



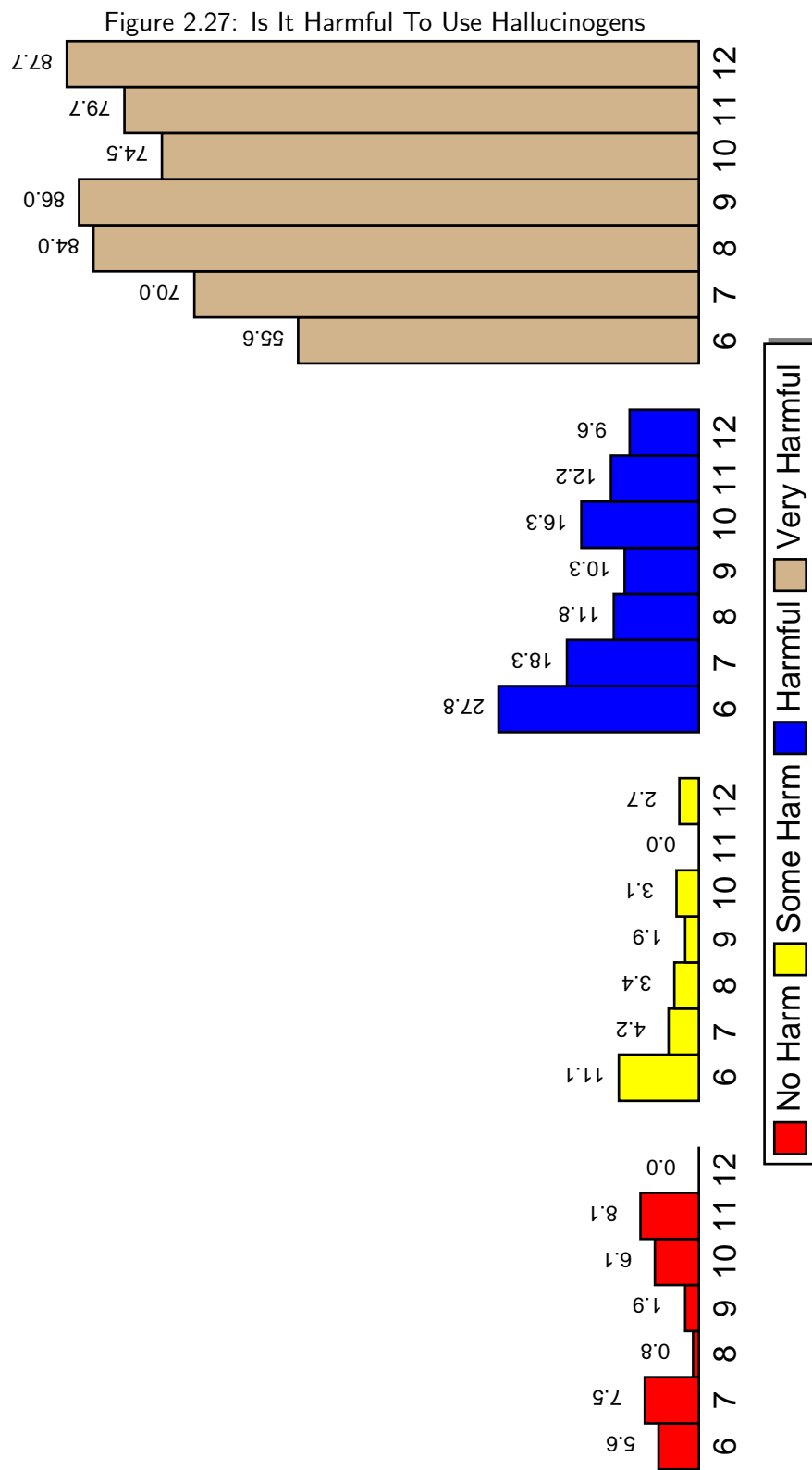
Is It Harmful To Use Cocaine



Is It Harmful To Use Inhalants

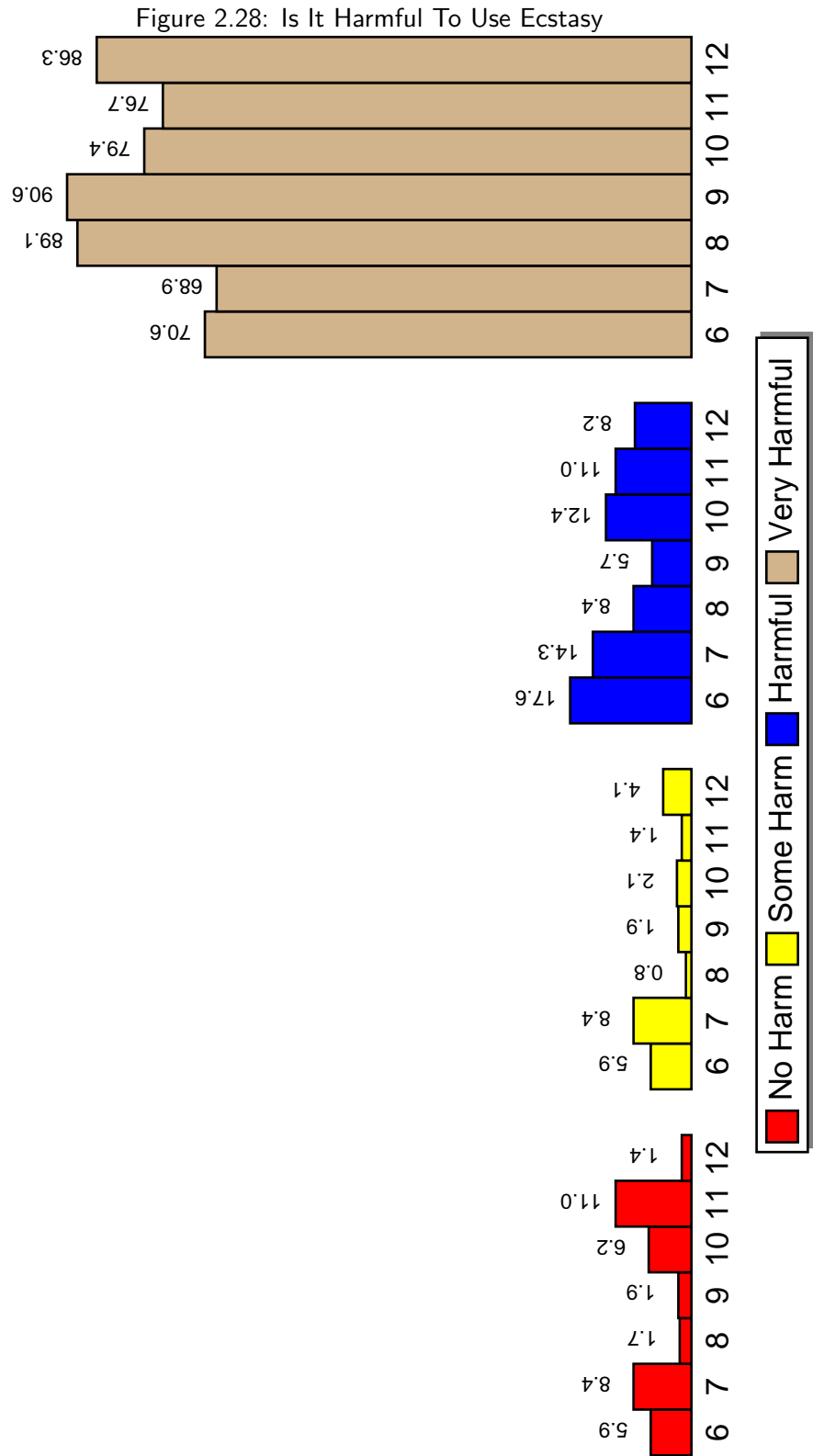


Is It Harmful To Use Hallucinogens

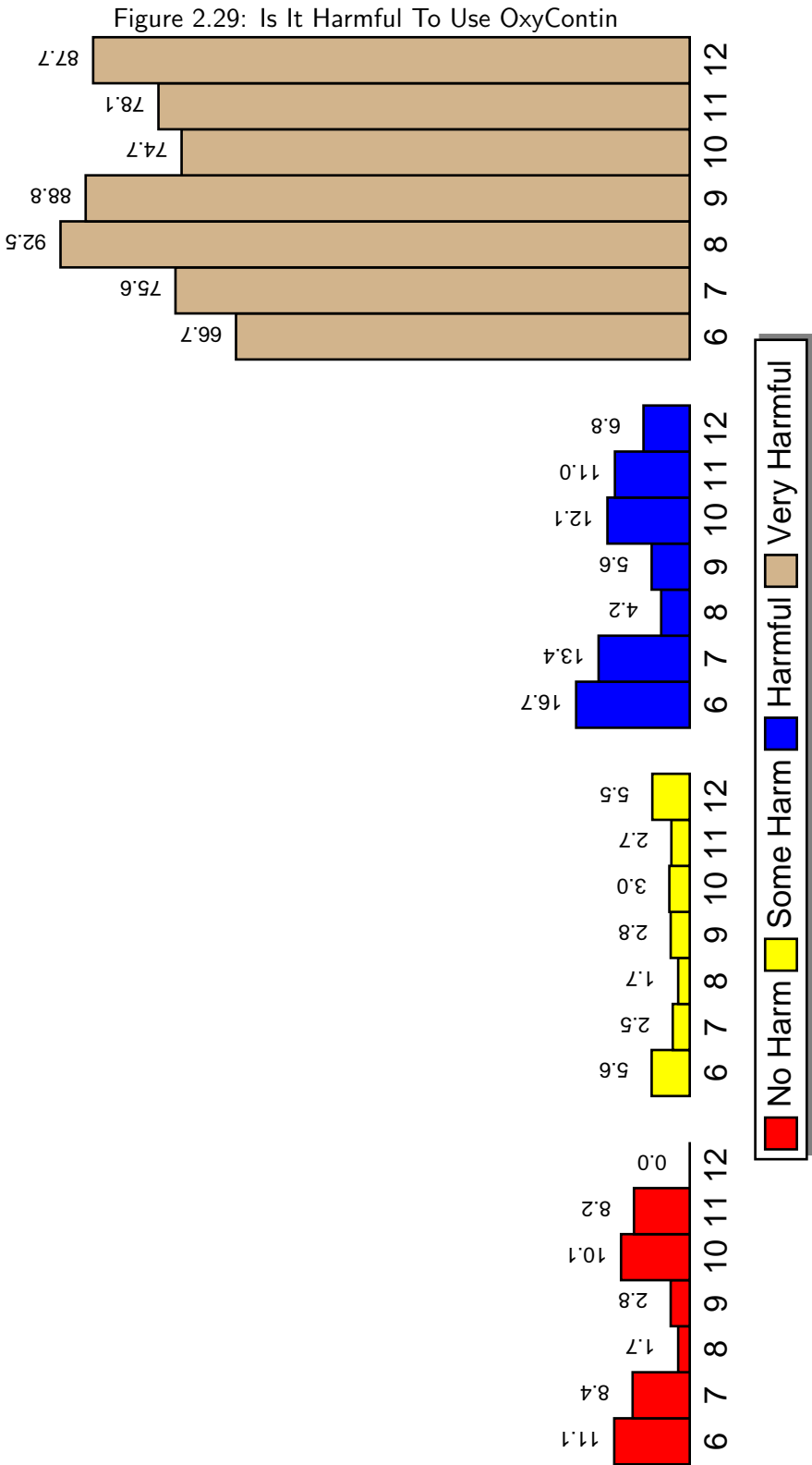


Source: PRIDE Surveys

Is It Harmful To Use Ecstasy



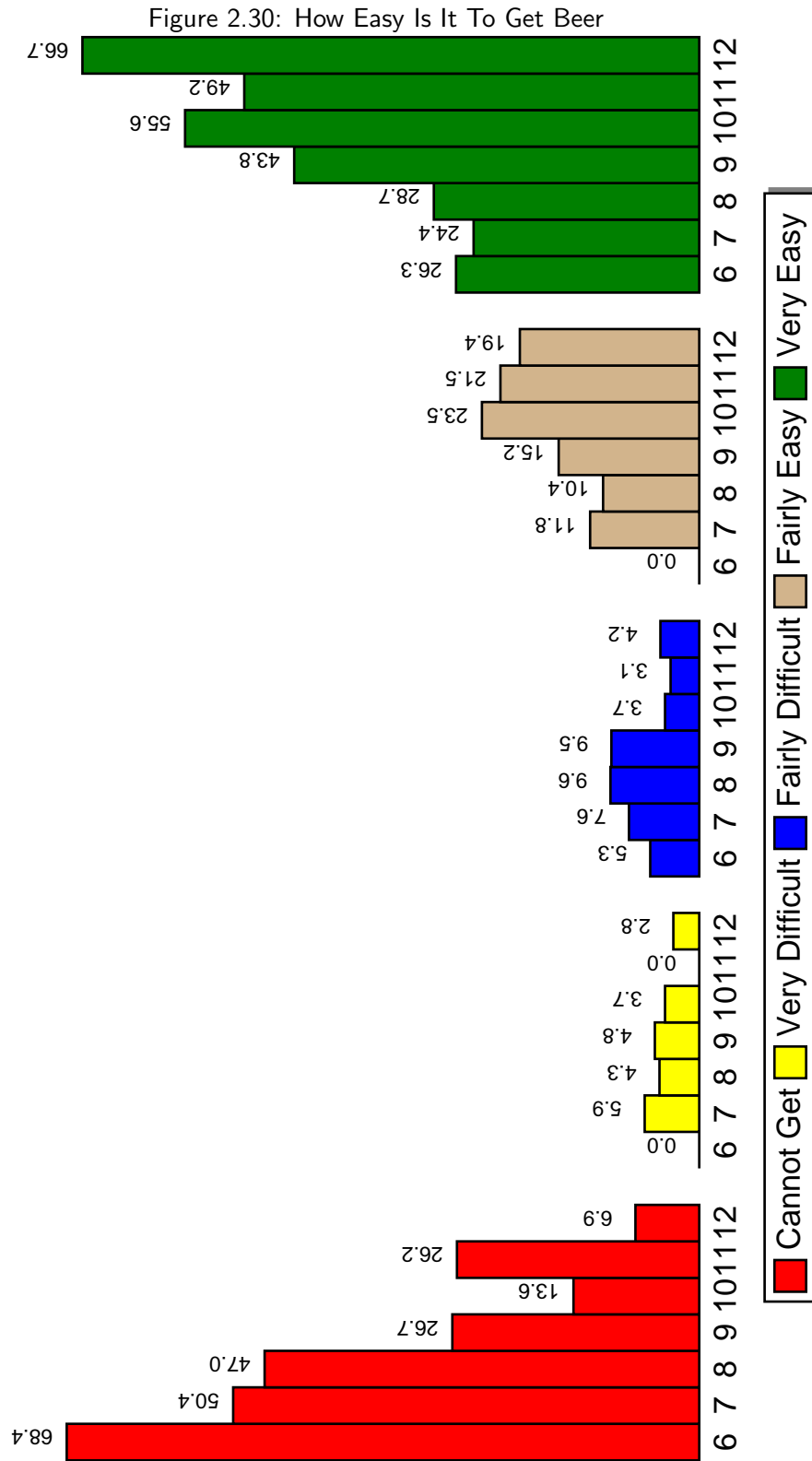
Is It Harmful To Use OxyContin



Source: PRIDE Surveys

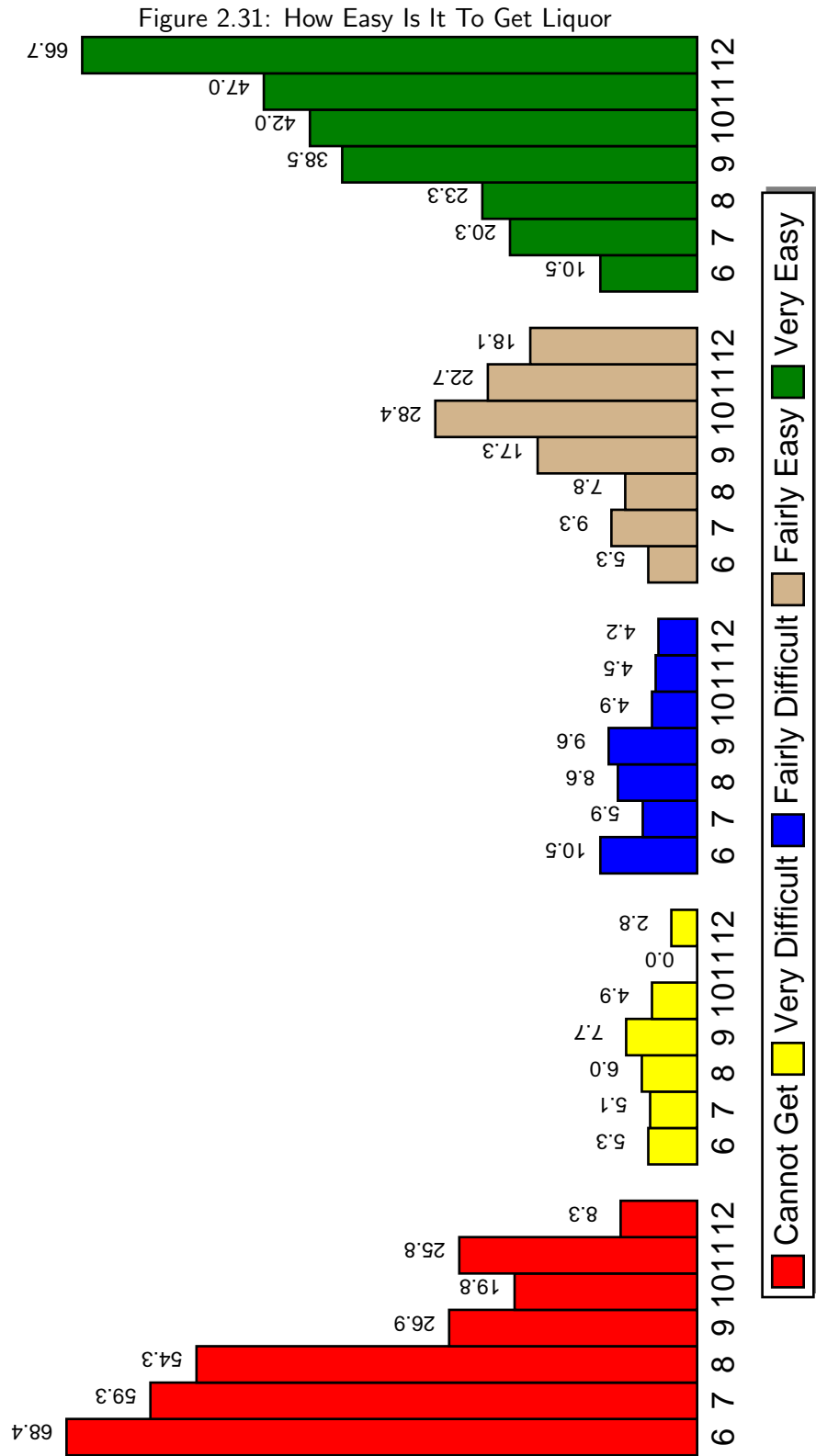
2.5 Availability

How Easy Is It To Get Beer

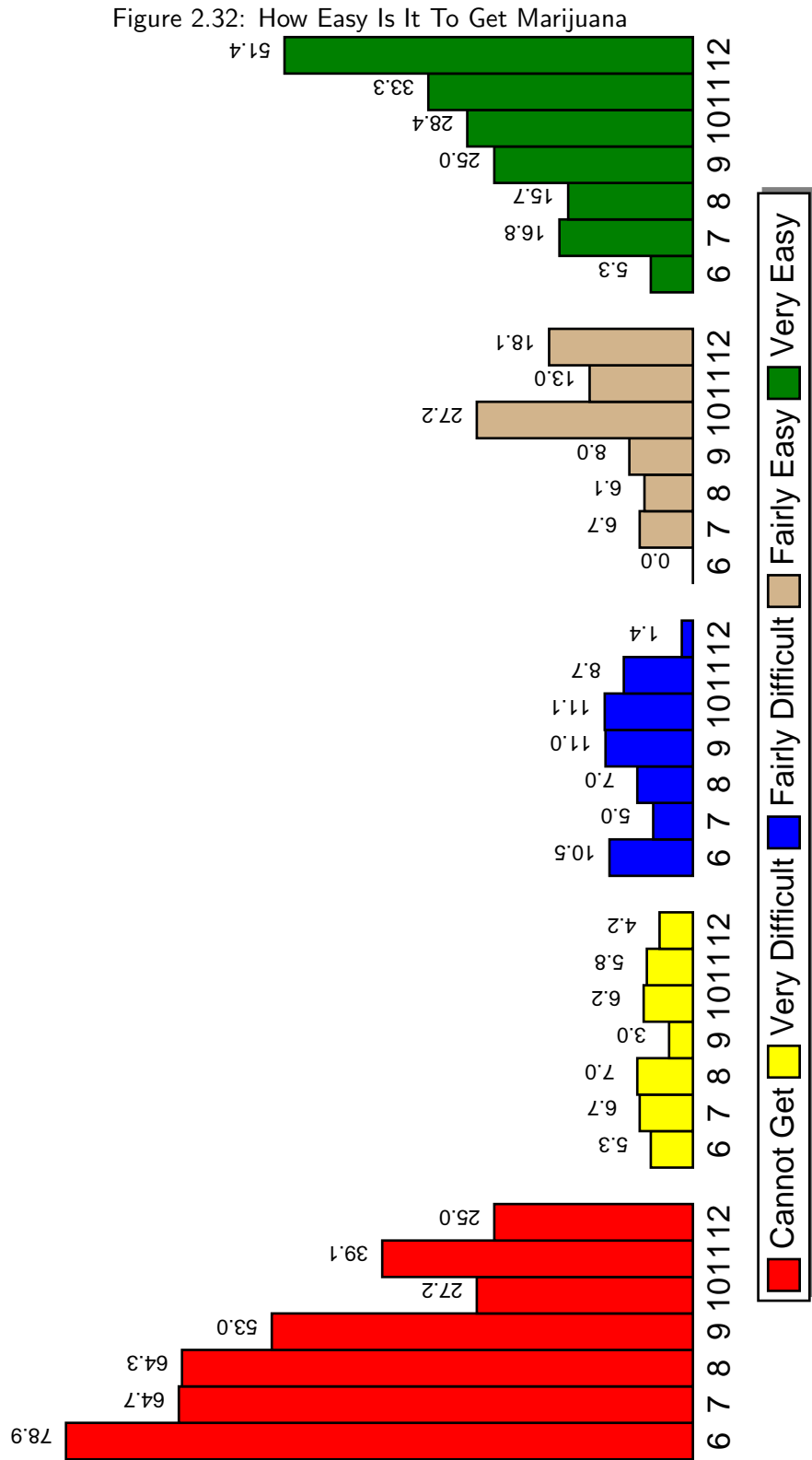


Source: PRIDE Surveys

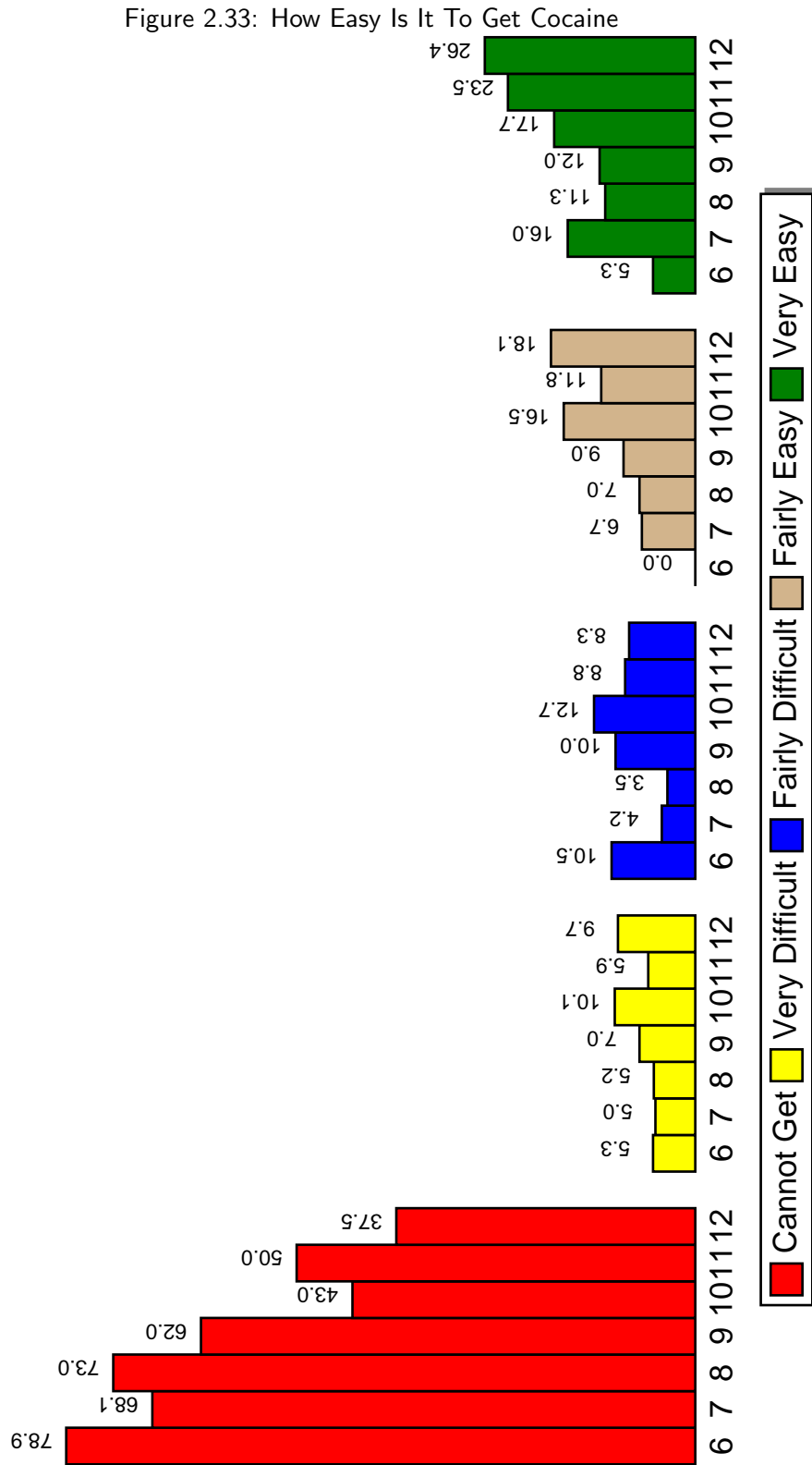
How Easy Is It To Get Liquor



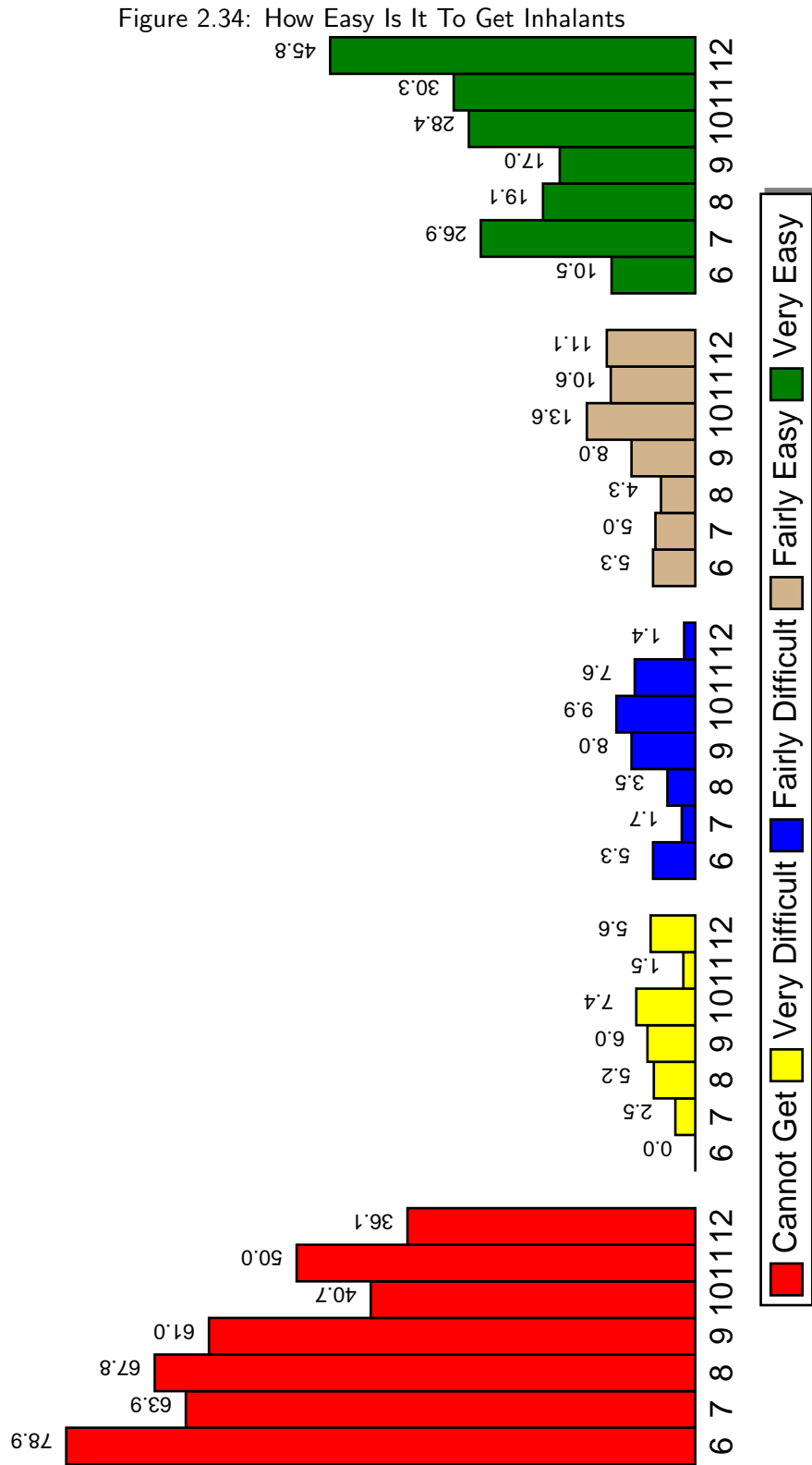
How Easy Is It To Get Marijuana



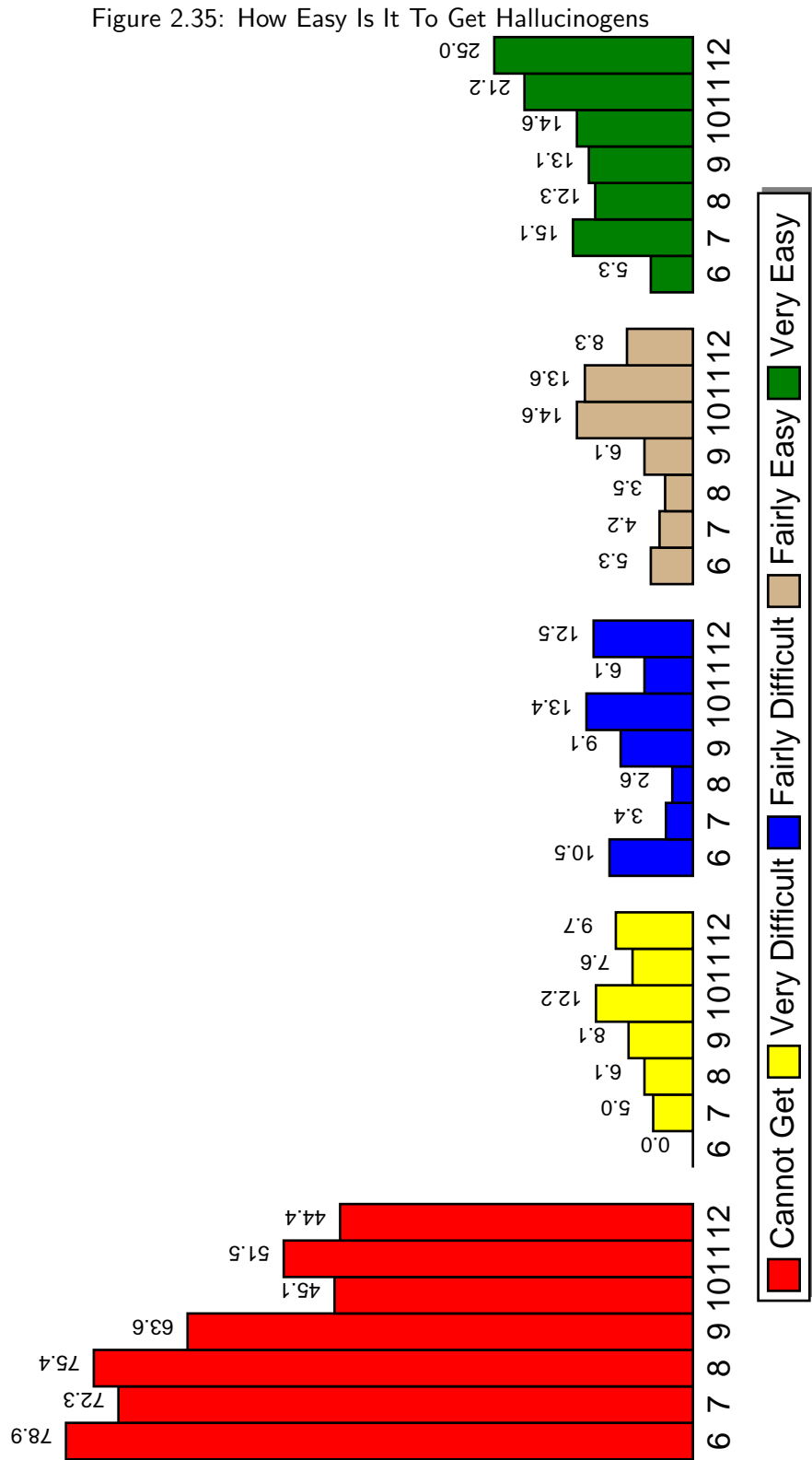
How Easy Is It To Get Cocaine



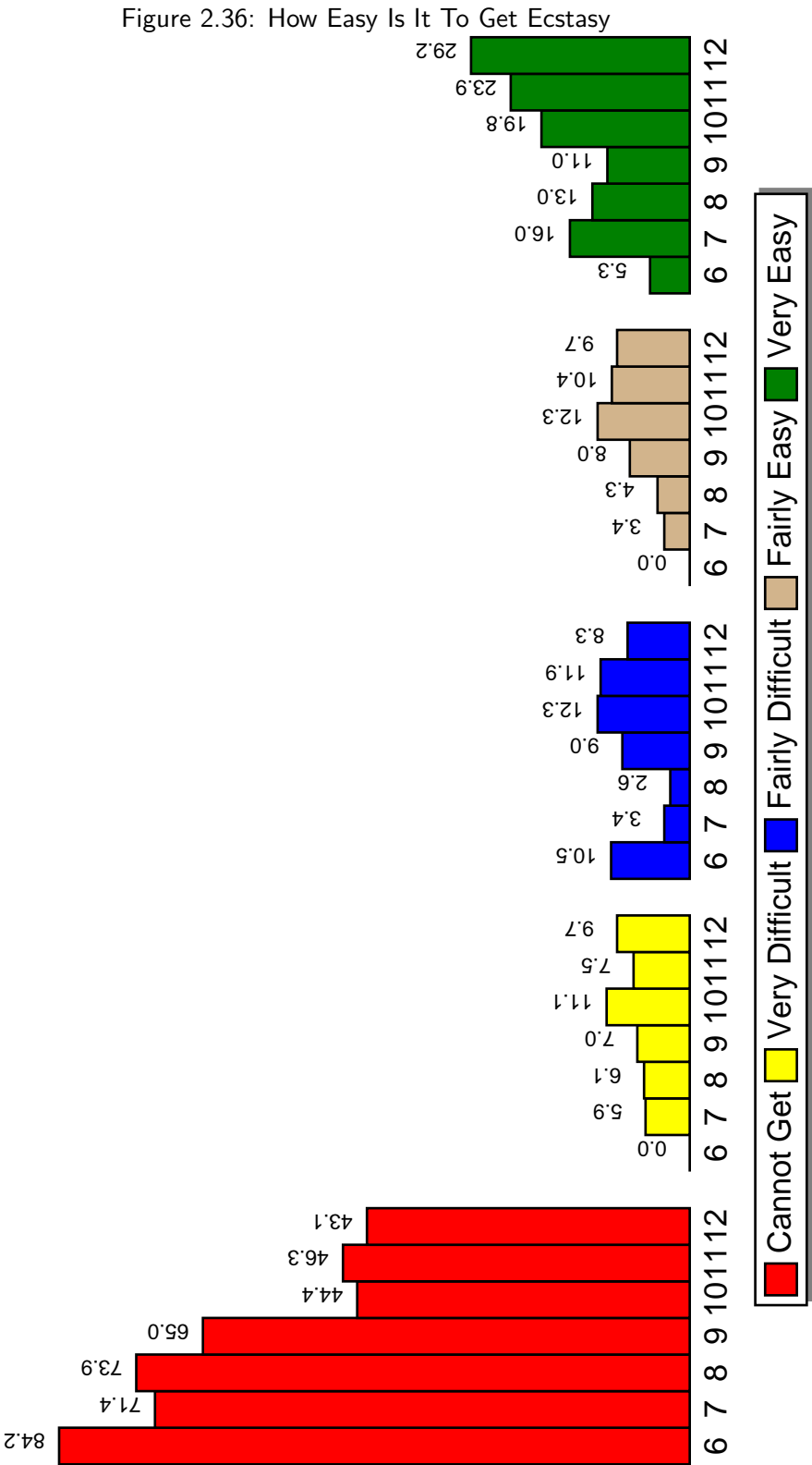
How Easy Is It To Get Inhalants



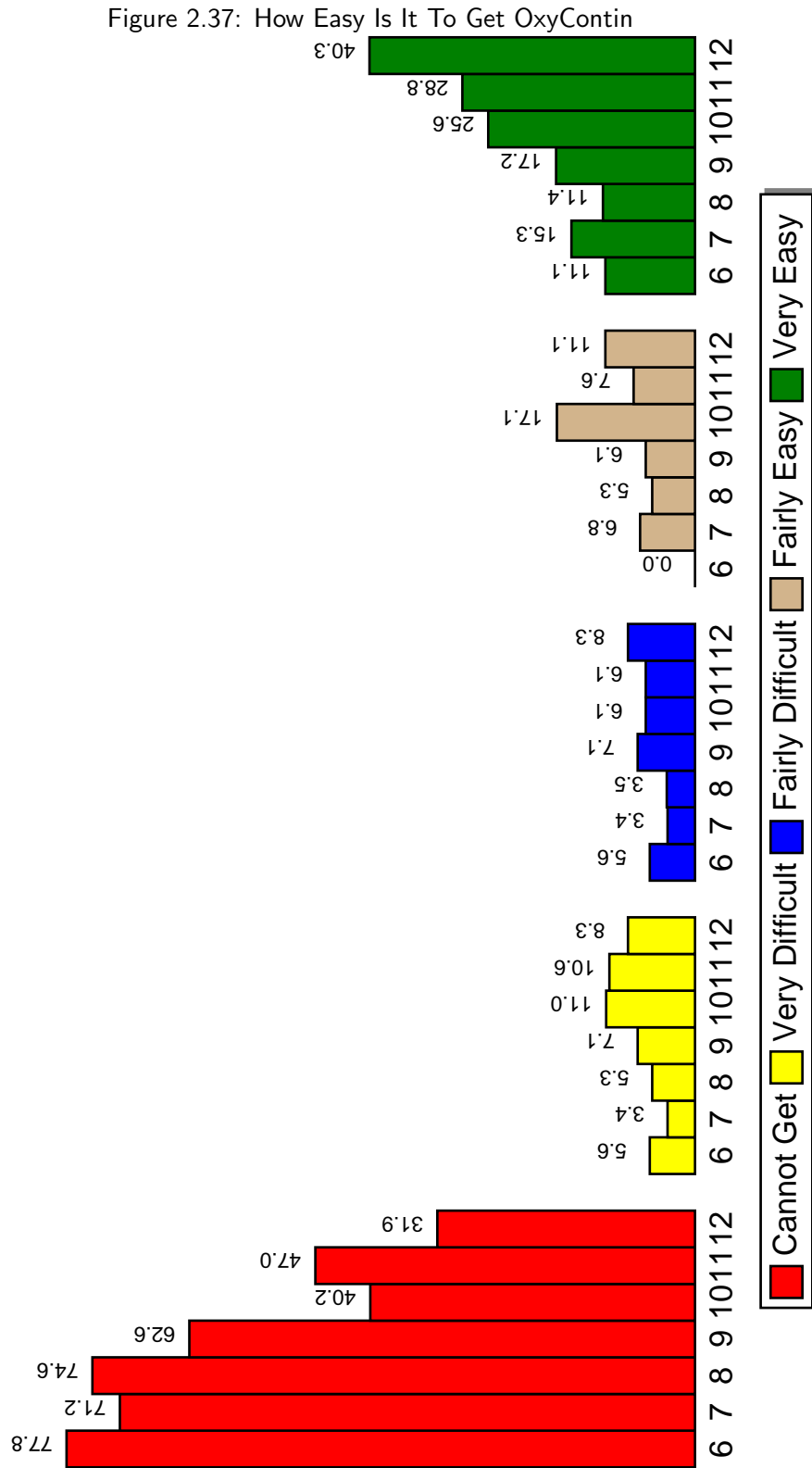
How Easy Is It To Get Hallucinogens



How Easy Is It To Get Ecstasy

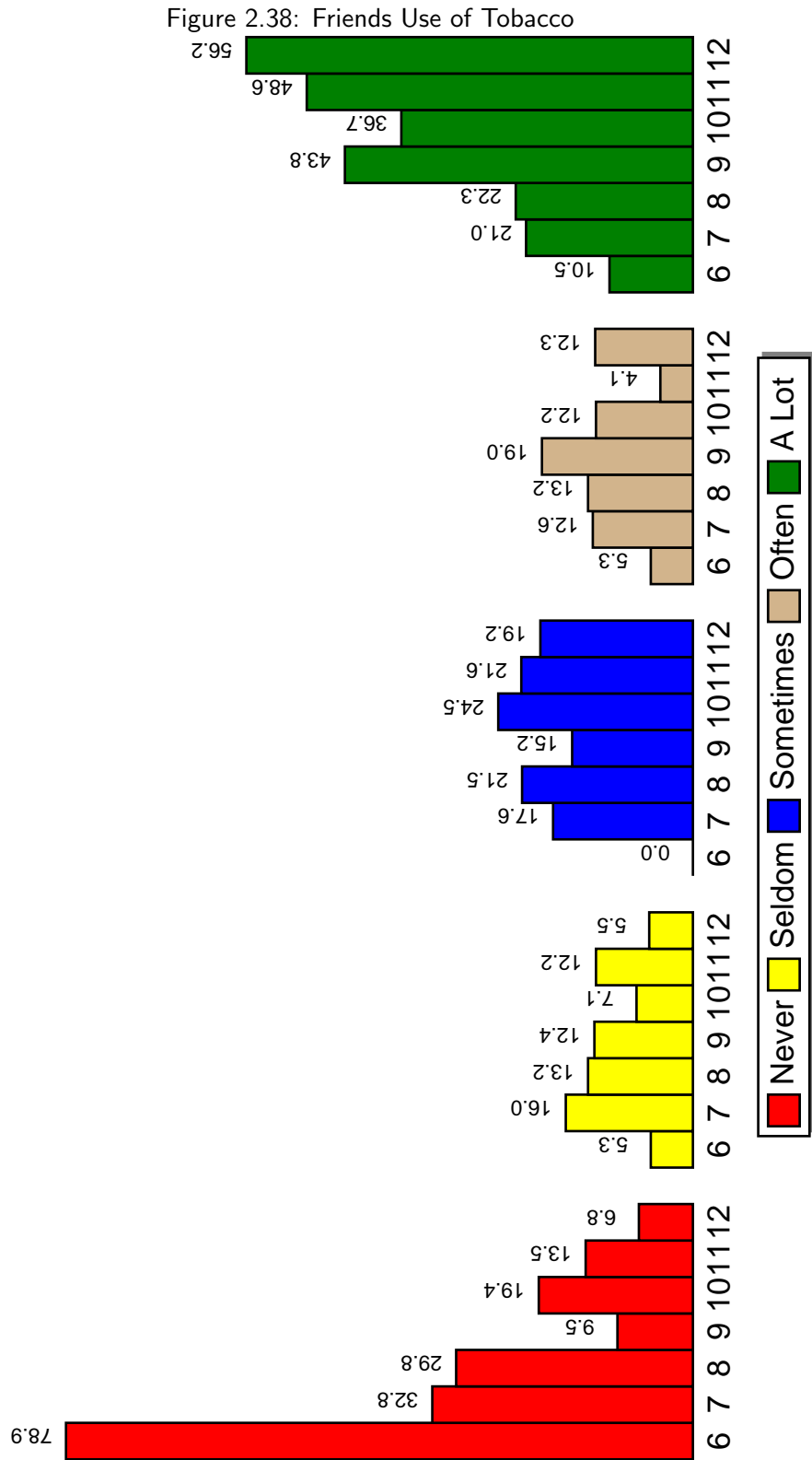


How Easy Is It To Get OxyContin

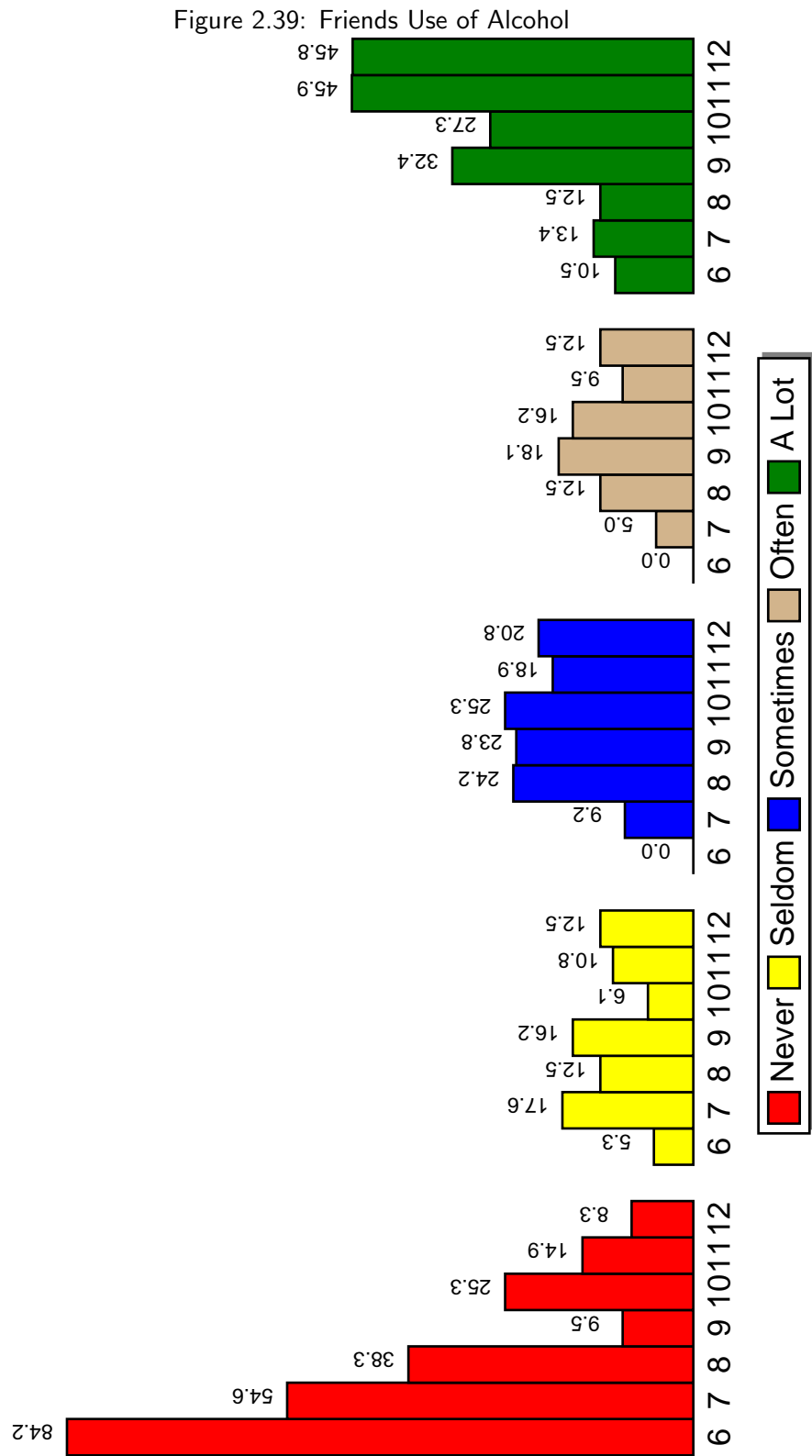


2.6 Friends Use

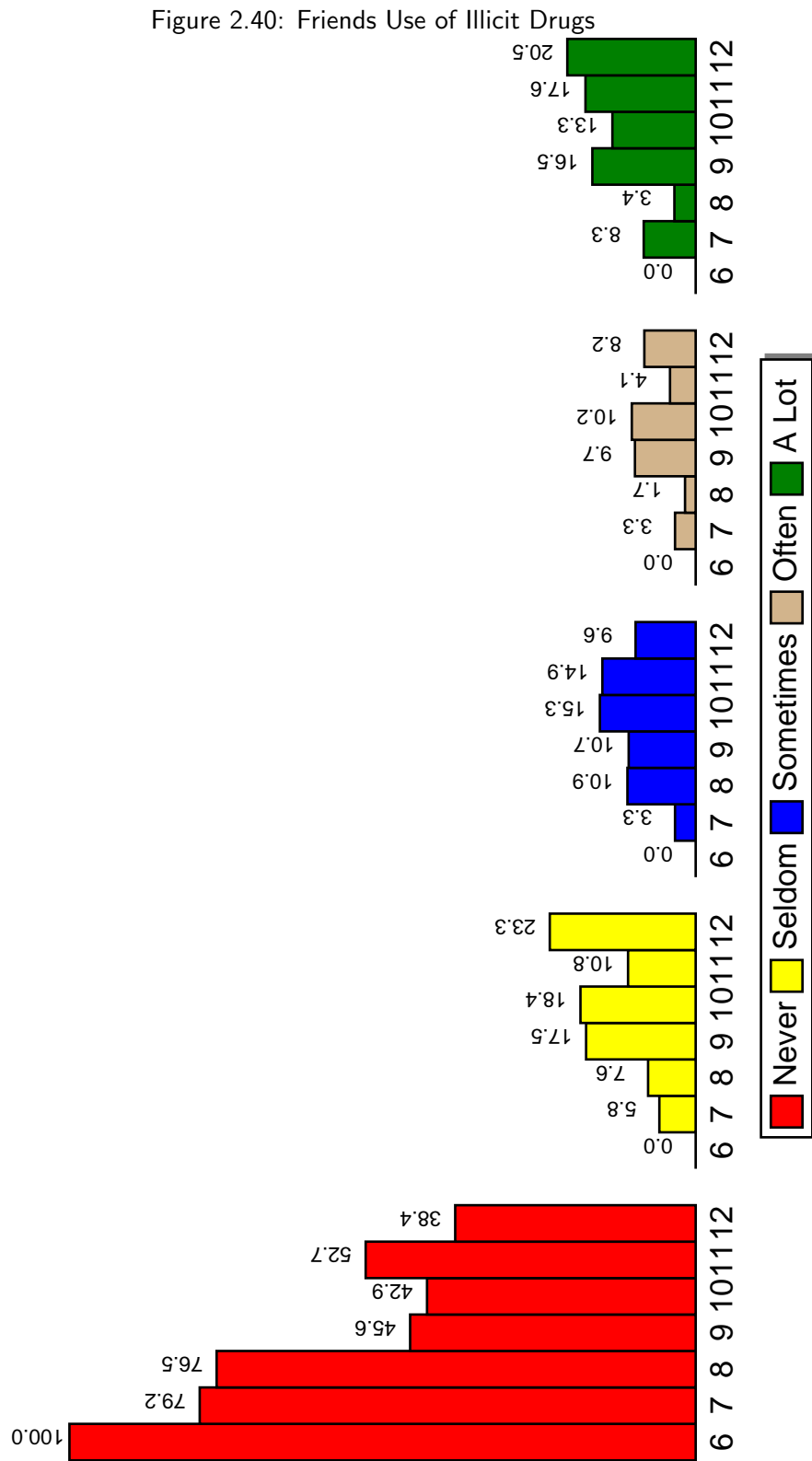
Friends Use of Tobacco



Friends Use of Alcohol



Friends Use of Illicit Drugs



Source: PRIDE Surveys

Chapter 3

Summary Statistics

The following graphs and tables summarize some of the *Student Information* questions in regards to drug use. These data are calculated by examining specific subsets of your population. For example, a percentage is calculated for students who report carrying a gun and their liquor use. This percentage is calculated as follows:

$$\frac{\text{Number of those reporting carrying a gun to school and claiming to use liquor}}{\text{Number of those reporting carrying a gun and validly responding to the question *How Often Do You Use Liquor*}}$$

The *Ratio* describes the relationship between the groups examined on each graph. For example, in looking at Guns vs No Guns if the cocaine ratio were 5.3 this would mean the percentage of students who report cocaine use was 5.3 times higher for students who report bringing a gun to school compared to those who don't.

3.1 Guns

Total number of students surveyed = 626

20 students report carrying a gun to school. (3.4% of total responding)

Of the 20 students who report carrying a gun to school,

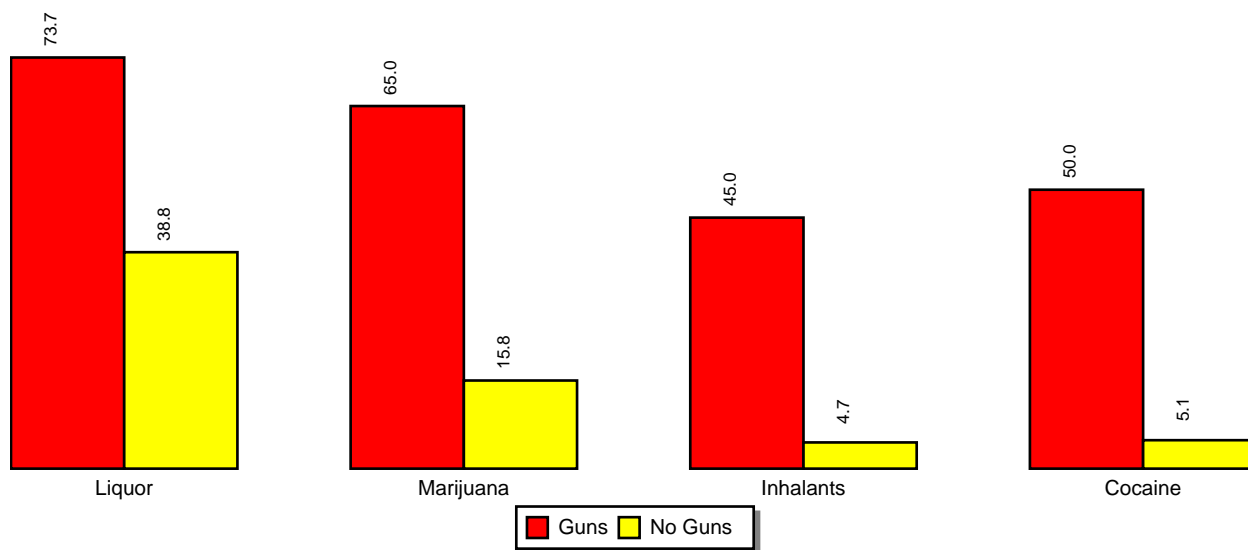
14 report using liquor (73.7%)

13 report using marijuana (65.0%).

9 report using inhalants (45.0%).

10 report using cocaine (50.0%).

Figure 3.1: Drug Use of Students Who Carry Guns vs Students Who Do Not
Drug Use of Students Who Carry Guns vs Students Who Do Not



Drug	Guns	No Guns	Ratio
Liquor	73.7%	38.8%	1.9
Marijuana	65.0%	15.8%	4.1
Cocaine	50.0%	5.1%	9.8
Inhalants	45.0%	4.7%	9.6
N of Students	20	569	

3.2 Gangs

Total number of students surveyed = 626

55 students report taking part in gang activities, (8.9% of total responding)

Of the 55 students who report taking part in gang activities,

35 report using liquor (66.0%)

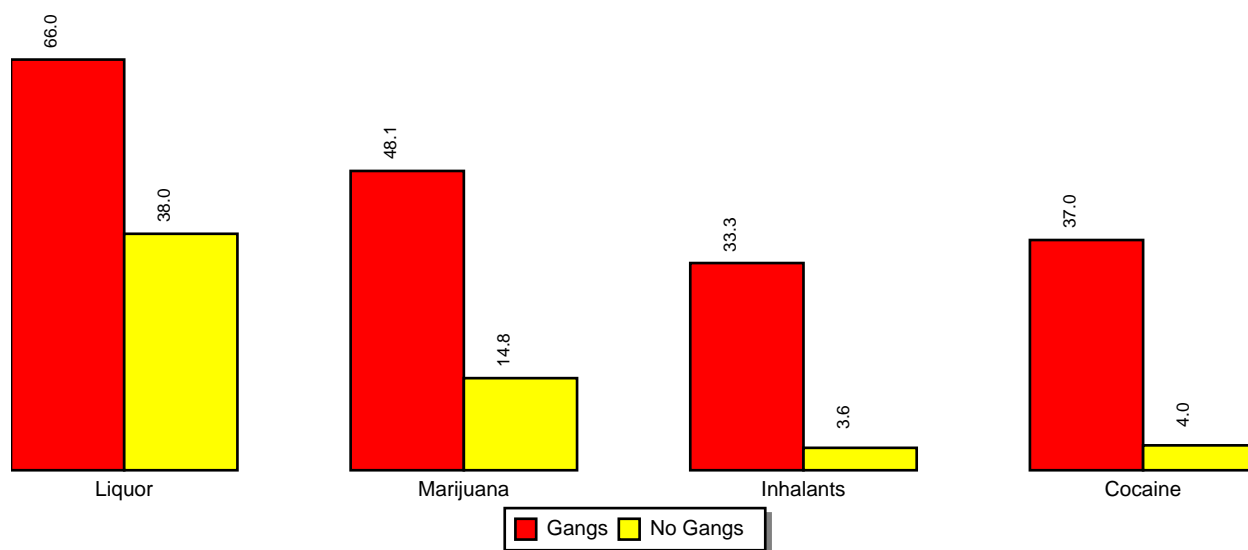
26 report using marijuana (48.1%).

18 report using inhalants (33.3%).

20 report using cocaine (37.0%).

Figure 3.2: Drug Use of Students In Gangs vs Students Not In Gangs

Drug Use of Students In Gangs vs Students Not In Gangs



Source: PRIDE Surveys

Drug	Gangs	No Gangs	Ratio
Liquor	66.0%	38.0%	1.7
Marijuana	48.1%	14.8%	3.3
Cocaine	37.0%	4.0%	9.3
Inhalants	33.3%	3.6%	9.2
N of Students	55	561	

3.3 Suicide

Total number of students surveyed = 626

56 students report thinking *Often* or *A Lot* about committing suicide. (9.1% of total responding)

Of the 56 students thinking *Often* or *A Lot* about committing suicide,

34 report using liquor (63.0%)

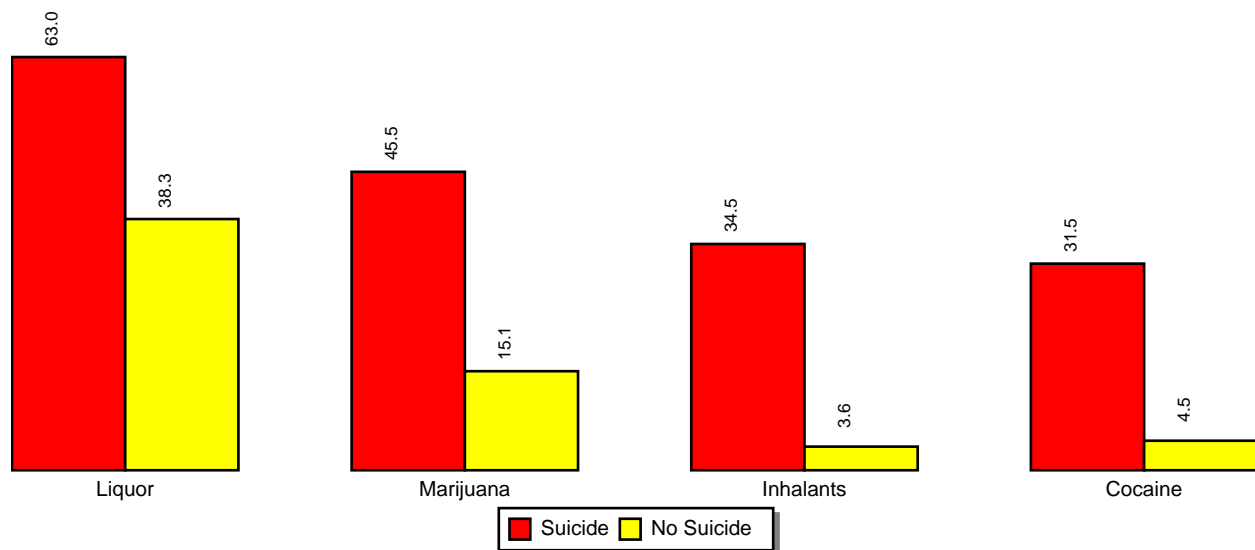
25 report using marijuana (45.5%).

19 report using inhalants (34.5%).

17 report using cocaine (31.5%).

Figure 3.3: Drug Use of Students Who Think of Suicide

Drug Use of Students Who Think of Suicide
Often or a Lot vs Students Who Do Not



Drug	Suicide	No Suicide	Ratio
Liquor	63.0%	38.3%	1.6
Marijuana	45.5%	15.1%	3.0
Cocaine	31.5%	4.5%	7.0
Inhalants	34.5%	3.6%	9.6
N of Students	56	559	

3.4 Threatening Behaviors

Total number of students surveyed = 626

233 students report threatening to harm another student. (39.5% of total responding)

Of the 233 students who report threatening to harm,

19 report carrying a gun to school (8.2%)

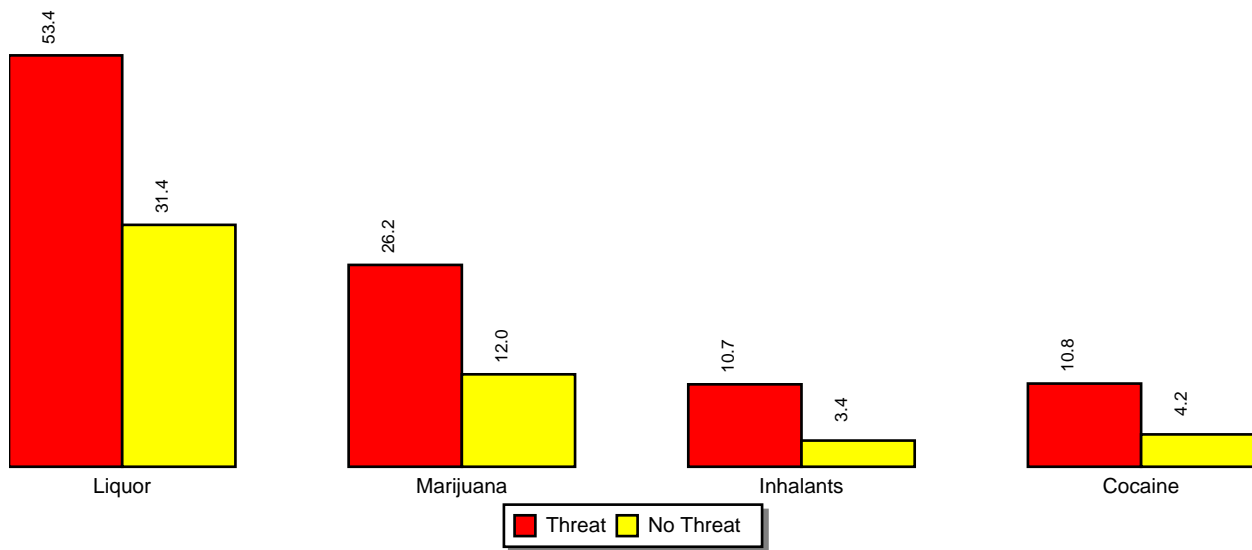
124 report using liquor (53.4%)

61 report using marijuana (26.2%).

25 report using inhalants (10.7%).

25 report using cocaine (10.8%).

Figure 3.4: Drug Use of Students Who Threaten vs Students Who Do Not
Drug Use of Students Who Threaten vs Students Who Do Not



Source: PRIDE Surveys

Drug	Threat	No Threat	Ratio
Liquor	53.4%	31.4%	1.7
Marijuana	26.2%	12.0%	2.2
Cocaine	10.8%	4.2%	2.6
Inhalants	10.7%	3.4%	3.1
N of Students	233	357	

3.5 Trouble With The Police

Total number of students surveyed = 626

126 students report getting in trouble with the police. (20.6% of total responding)

Of the 126 students who report getting in trouble with the police,

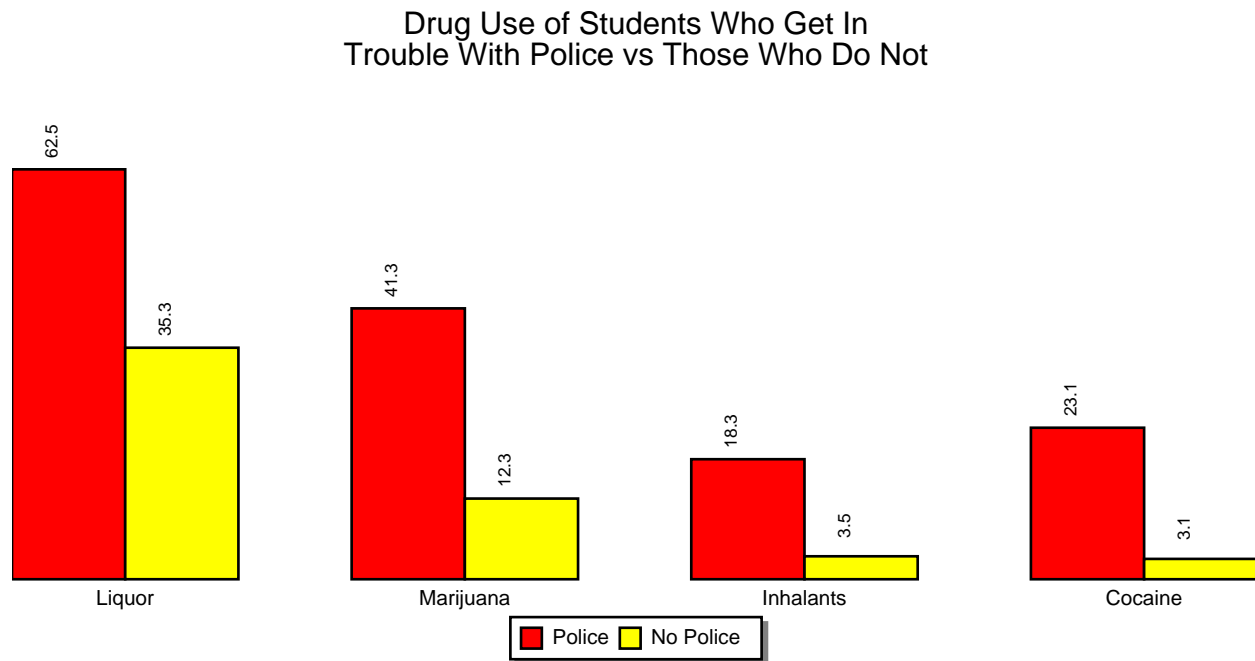
75 report using liquor (62.5%)

50 report using marijuana (41.3%).

22 report using inhalants (18.3%).

28 report using cocaine (23.1%).

Figure 3.5: Drug Use of Students Who Get In Trouble With Police vs Those Who Do Not



Drug	Police	No Police	Ratio
Liquor	62.5%	35.3%	1.8
Marijuana	41.3%	12.3%	3.4
Cocaine	23.1%	3.1%	7.5
Inhalants	18.3%	3.5%	5.2
N of Students	126	485	

3.6 Personal Safety

Total number of students surveyed = 626

138 students report being afraid another student will hurt them at school. (23.7% of total responding)

Of these 138 students, 13 report carrying a gun to school (9.4%).

105 students report getting hurt at school. (17.9% of total responding)

Of these 105 students, 14 report carrying a gun to school (13.3%).

3.7 Risk and Protective Factors

A *risk factor* is any characteristic which researchers have linked to a higher incidence of drug use. A *protective factor* is any characteristic which has been linked to a lower incidence of drug use. The following analysis of local risk and protective factors does not consider any cause and effect, only a *relationship* between student characteristics and drug use. Community, School, Family and Individual risk and protective factors are grouped accordingly and discussed.

3.7.1 Community - Risk Factors

FACTOR	% AT RISK
Join in community activities (<i>Never/Seldom</i>)	65.3%
Attend church or synagogue (<i>Never/Seldom</i>)	22.5%
Take part in gangs (<i>Seldom/Some/Often/A Lot</i>)	8.9%
Substance Availability (<i>Fairly/Very Easy to get</i>)	
Cigarettes	66.5%
Smokeless Tobacco	60.5%
Cigars	49.0%
Beer	56.8%
Wine Coolers	52.7%
Liquor	51.4%
Marijuana	37.2%
Cocaine	26.7%
Uppers	27.8%
Downers	27.4%
Inhalants	34.1%
Hallucinogens	23.3%
Heroin	21.9%
Steroids	22.7%
Ecstasy	24.4%
OxyContin	29.2%

The above survey results show community risk factors. These factors include *low neighborhood attachment* (never or seldom participate in community activities, church or synagogue); *community disorganization and norms favorable toward drug use* (student participation in gangs); and *availability of alcohol and other drugs* (fairly or very easy to get alcohol and other drugs). Note that a higher risk factor indicates an increased probability of involvement in drug use.

3.7.2 Community - Protective Factors

FACTOR	% PROTECTED
Join in community activities (<i>Often/A Lot</i>)	20.2%
Attend church or synagogue (<i>Often/A Lot</i>)	58.8%
Take part in gangs (<i>Never</i>)	91.1%
Substance Availability (<i>Cannot Get</i>)	
Cigarettes	27.6%
Smokeless Tobacco	35.3%
Cigars	41.1%
Beer	32.6%
Wine Coolers	35.3%
Liquor	37.0%
Marijuana	49.7%
Cocaine	58.9%
Uppers	58.9%
Downers	59.0%
Inhalants	56.3%
Hallucinogens	61.8%
Heroin	61.8%
Steroids	62.0%
Ecstasy	60.9%
OxyContin	58.3%

The above survey results show community protective factors. These factors include *supportive networks and social bonds* (participate in community activities, church or synagogue often or a lot); *community organization and norms favorable to support non-use among youth* (never participate in gangs); and *limited availability of alcohol and other drugs* (cannot get alcohol and other drugs). Note that a higher protective factor indicates a decreased probability of involvement in drug use.

3.7.3 School - Risk Factors

FACTOR	% AT RISK
Make good grades (<i>Never/Seldom</i>)	5.3%
Play on school sports teams (<i>Never/Seldom</i>)	55.4%
Join in school activities (<i>Never/Seldom</i>)	49.7%
Trouble at school (<i>Often/A Lot</i>)	9.0%

The above survey results show school risk factors. These factors include *academic failure* (never or seldom make good grades); *low commitment to school* (never or seldom join in school activities or sports teams); and *early anti-social behavior* (get into trouble at school often or a lot).

3.7.4 School - Protective Factors

FACTOR	% PROTECTED
Make good grades (<i>Often/A Lot</i>)	69.7%
Play on school sports teams (<i>Often/A Lot</i>)	34.4%
Join in school activities (<i>Often/A Lot</i>)	35.9%
Trouble at school (<i>Never/Seldom</i>)	75.0%

The above survey results show school protective factors. These factors include *high academic expectations, goal setting and mastery* (make good grades often or a lot); *active involvement in extracurricular activities sponsored by the school* (join in school activities or sports teams often or a lot); and *pro-social development* (never or seldom get into trouble at school).

3.7.5 Family - Risk Factors

FACTOR	% AT RISK
Parents talk about tobacco (<i>Never/Seldom</i>)	36.7%
Parents talk about alcohol (<i>Never/Seldom</i>)	35.4%
Parents talk about drugs (<i>Never/Seldom</i>)	30.8%
Parents set clear rules (<i>Never/Seldom</i>)	12.1%
Parents enforce rules (<i>Never/Seldom</i>)	16.8%

The above survey results show family risk factors. These factors include *weak parental attitudes towards use* (parents never or seldom talk to their children about the harmful effects of using drugs); and *family management problems* (parents never or seldom set clear rules and never or seldom enforce those rules).

3.7.6 Family - Protective Factors

FACTOR	% PROTECTED
Parents talk about tobacco (<i>Often/A Lot</i>)	37.7%
Parents talk about alcohol (<i>Often/A Lot</i>)	39.8%
Parents talk about drugs (<i>Often/A Lot</i>)	47.3%
Parents set clear rules (<i>Often/A Lot</i>)	72.1%
Parents enforce rules (<i>Often/A Lot</i>)	58.6%

The above survey results show family protective factors. These factors include *strong parental attitudes against adolescent drug use* (parents talk to their children about the harmful effects of using drugs often or a lot); *parents' clear expectations of their children* (parents set clear rules often or a lot); and *discipline* (parents punish their children often or a lot when they break the rules).

3.7.7 Individual - Risk Factors

FACTOR	% AT RISK
Threaten students (<i>One or more times</i>)	39.5%
Trouble with police (<i>Seldom/Sometimes/Often/A Lot</i>)	20.6%
Think about suicide (<i>Often/A Lot</i>)	9.1%
Harmful to health (<i>No/Some Harm</i>)	
Cigarettes	28.8%
Smokeless Tobacco	37.6%
Cigars	31.6%
Beer	39.2%
Wine Coolers	47.7%
Liquor	30.2%
Marijuana	18.2%
Cocaine	6.6%
Uppers	6.9%
Downers	9.3%
Inhalants	11.1%
Hallucinogens	7.1%
Heroin	6.6%
Steroids	10.3%
Ecstasy	8.3%
OxyContin	8.4%

The above survey results show individual risk factors. These include *anti-social behavior in early adolescence and rebelliousness* (threaten to harm others and get in trouble with the police); *alienation* (think about suicide often or a lot); and *favorable attitudes towards drug use* (feel drugs are not harmful, sometimes harmful).

3.7.8 Individual - Protective Factors

FACTOR	% PROTECTED
Threaten students (<i>Never</i>)	60.5%
Trouble with police (<i>Never</i>)	79.4%
Think about suicide (<i>Never/Seldom</i>)	83.1%
Harmful to health (<i>Very Much</i>)	
Cigarettes	40.4%
Smokeless Tobacco	35.8%
Cigars	38.1%
Beer	34.8%
Wine Coolers	29.1%
Liquor	39.9%
Marijuana	67.9%
Cocaine	83.4%
Uppers	83.6%
Downers	73.4%
Inhalants	70.8%
Hallucinogens	79.1%
Heroin	83.2%
Steroids	73.3%
Ecstasy	81.5%
OxyContin	82.6%

The above survey results show individual protective factors. These include *respect for authority* (never threaten to harm students or teachers and never get into trouble with the police); *feeling of belonging*, *higher respect for self* (think about suicide never or seldom); and *unfavorable attitudes towards drug use* (feel drugs are very much harmful).

Chapter 4

Drug-Free Communities Support Program

The following tables contain data that is requested by the Office of Juvenile Justice and Drug Prevention on the Drug-Free Communities Support Program form and by other federal agencies. Some of the wording of questions asked by the OJJDP differ somewhat from those asked by the **PRIDE Surveys Questionnaire**. The following is a list of the OJJDP requested statistics and their **PRIDE Surveys** equivalent. The **PRIDE Surveys Questionnaire** can be used to reliably measure and monitor change in all of these areas. The drug categories measured are tobacco, alcohol and marijuana. A *Combined* drug category has been created for all of these areas except for *Age of Onset*.

30-Day Use The question *How often do you use* is used to measure this statistic by reporting the percentage of students who report using *Once a Month* or more often.

Perception of Risk The question *Do you feel the following drugs are harmful to your health* is used to measure this statistic by reporting the percentage of students who report that using the drug is *Harmful* or *Very Harmful* to their health.

Perception of Disapproval The question *Would your parents disapprove of you...* and *Would your friends disapprove of you...* are used to measure this statistic by reporting the percentage of students who report that parents/friends would *Disapprove* or *Strongly Disapprove* of using tobacco, alcohol and marijuana.

Age of Onset The question *At what age did you first use...* is used to measure this statistic. The possible responses to this question range from *8 or Under* to *17 or Older*. The table shows the age range that represents the average category score for this question of those students who answered the question with a response other than *Never Used*.

Availability The question *How easy is it to get...* is used to measure this statistic by reporting the percentage of students who report that the drug is *Fairly Easy* or *Very Easy* to get.

Friends Use The question *Do your friends use...* is used to measure this statistic by reporting the percentage of students who report that their friends *Never* use tobacco or illicit drugs and *Never* or *Seldom* use alcohol.

4.1 Monthly Use

Table 4.1: Monthly Use of Alcohol

Grade Level	N of Valid	N of Miss	Percent of Use
6th	19	0	10.5
7th	120	0	15.0
8th	121	0	23.1
9th	106	2	38.7
10th	98	9	37.8
11th	74	4	45.9
12th	73	0	47.9
Jr Hi	260	0	18.5
Sr Hi	351	15	41.9
Total	611	15	31.9

Table 4.2: Monthly Use of Tobacco

Grade Level	N of Valid	N of Miss	Percent of Use
6th	19	0	10.5
7th	120	0	30.0
8th	121	0	32.2
9th	106	2	48.1
10th	98	9	44.9
11th	74	4	45.9
12th	73	0	43.8
Jr Hi	260	0	29.6
Sr Hi	351	15	45.9
Total	611	15	39.0

Table 4.3: Monthly Use of Marijuana

Grade Level	N of Valid	N of Miss	Percent of Use
6th	19	0	5.3
7th	120	0	5.8
8th	121	0	5.8
9th	106	2	14.2
10th	97	10	12.4
11th	74	4	14.9
12th	73	0	17.8
Jr Hi	260	0	5.8
Sr Hi	350	16	14.6
Total	610	16	10.8

4.2 Perception of Risk

Table 4.4: Perception of Risk of Alcohol

Grade Level	N of Valid	N of Miss	Harmful or Very Harmful
6th	19	0	84.2
7th	120	0	77.5
8th	120	1	80.0
9th	107	1	59.8
10th	99	8	67.7
11th	75	3	64.0
12th	73	0	71.2
Jr Hi	259	1	79.2
Sr Hi	354	12	65.3
Total	613	13	71.1

Table 4.5: Perception of Risk of Tobacco

Grade Level	N of Valid	N of Miss	Harmful or Very Harmful
6th	19	0	94.7
7th	120	0	77.5
8th	120	1	82.5
9th	107	1	69.2
10th	98	9	78.6
11th	75	3	69.3
12th	73	0	80.8
Jr Hi	259	1	81.1
Sr Hi	353	13	74.2
Total	612	14	77.1

Table 4.6: Perception of Risk of Marijuana

Grade Level	N of Valid	N of Miss	Harmful or Very Harmful
6th	19	0	94.7
7th	119	1	84.0
8th	120	1	89.2
9th	107	1	74.8
10th	98	9	79.6
11th	74	4	78.4
12th	73	0	79.5
Jr Hi	258	2	87.2
Sr Hi	352	14	77.8
Total	610	16	81.8

4.3 Perception of Disapproval

Table 4.7: Perception of Parents Disapproval of Tobacco

Grade Level	N of Valid	N of Miss	Disapprove or Strongly Disapprove
6th	19	0	73.7
7th	117	3	69.2
8th	115	6	79.1
9th	103	5	75.7
10th	78	29	67.9
11th	66	12	71.2
12th	73	0	78.1
Jr Hi	251	9	74.1
Sr Hi	320	46	73.4
Total	571	55	73.7

Table 4.8: Perception of Parents Disapproval of Alcohol

Grade Level	N of Valid	N of Miss	Disapprove or Strongly Disapprove
6th	19	0	78.9
7th	117	3	73.5
8th	115	6	83.5
9th	103	5	83.5
10th	79	28	75.9
11th	67	11	74.6
12th	72	1	76.4
Jr Hi	251	9	78.5
Sr Hi	321	45	78.2
Total	572	54	78.3

Table 4.9: Perception of Parents Disapproval of Marijuana

Grade Level	N of Valid	N of Miss	Disapprove or Strongly Disapprove
6th	19	0	84.2
7th	117	3	75.2
8th	115	6	87.0
9th	102	6	89.2
10th	79	28	82.3
11th	66	12	81.8
12th	72	1	90.3
Jr Hi	251	9	81.3
Sr Hi	319	47	86.2
Total	570	56	84.0

Table 4.10: Perception of Friends Disapproval of Tobacco

Grade Level	N of Valid	N of Miss	Disapprove or Strongly Disapprove
6th	19	0	63.2
7th	117	3	47.0
8th	111	10	47.7
9th	103	5	27.2
10th	78	29	29.5
11th	68	10	26.5
12th	72	1	36.1
Jr Hi	247	13	48.6
Sr Hi	321	45	29.6
Total	568	58	37.9

Table 4.11: Perception of Friends Disapproval of Alcohol

Grade Level	N of Valid	N of Miss	Disapprove or Strongly Disapprove
6th	19	0	68.4
7th	117	3	48.7
8th	112	9	50.9
9th	103	5	32.0
10th	76	31	32.9
11th	66	12	24.2
12th	72	1	33.3
Jr Hi	248	12	51.2
Sr Hi	317	49	30.9
Total	565	61	39.8

Table 4.12: Perception of Friends Disapproval of Marijuana

Grade Level	N of Valid	N of Miss	Disapprove or Strongly Disapprove
6th	19	0	84.2
7th	118	2	56.8
8th	112	9	69.6
9th	103	5	62.1
10th	75	32	56.0
11th	66	12	47.0
12th	71	2	71.8
Jr Hi	249	11	64.7
Sr Hi	315	51	59.7
Total	564	62	61.9

4.4 Age of First Use

Table 4.13: When did you first use any alcohol?

Grade Level	N of Valid	N of Miss	Avg Cat Score	Rounded Cat Score	Avg Age Cat
6th	19	0	3.400	3	9
7th	119	1	4.206	4	10
8th	121	0	5.695	6	12
9th	105	3	5.963	6	12
10th	91	16	7.071	7	13
11th	74	4	7.771	8	14
12th	73	0	8.226	8	14
Jr Hi	259	1	5.061	5	11
Sr Hi	343	23	7.097	7	13
Total	602	24	6.501	7	13

Table 4.14: When did you first use any tobacco?

Grade Level	N of Valid	N of Miss	Avg Cat Score	Rounded Cat Score	Avg Age Cat
6th	19	0	3.500	4	10
7th	119	0	4.045	4	10
8th	121	0	5.016	5	11
9th	106	2	5.014	5	11
10th	91	15	6.070	6	12
11th	74	4	7.545	8	14
12th	73	0	6.408	6	12
Jr Hi	259	0	4.593	5	11
Sr Hi	344	21	6.100	6	12
Total	603	21	5.605	6	12

Table 4.15: When did you first use marijuana?

Grade Level	N of Valid	N of Miss	Avg Cat Score	Rounded Cat Score	Avg Age Cat
6th	19	0	2.000	2	8 or Under
7th	118	2	4.778	5	11
8th	121	0	6.667	7	13
9th	105	3	6.857	7	13
10th	91	16	7.200	7	13
11th	74	4	8.125	8	14
12th	73	0	8.174	8	14
Jr Hi	258	2	5.682	6	12
Sr Hi	343	23	7.517	8	14
Total	601	25	7.147	7	13

4.5 Availability

Table 4.16: Availability of Alcohol

Grade Level	N of Valid	N of Miss	Fairly Easy or Very Easy to Get
-------------	------------	-----------	---------------------------------

Table 4.17: Availability of Tobacco

Grade Level	N of Valid	N of Miss	Fairly Easy or Very Easy to Get
-------------	------------	-----------	---------------------------------

Table 4.18: Availability of Marijuana

Grade Level	N of Valid	N of Miss	Fairly Easy or Very Easy to Get
6th	19	0	5.3
7th	119	1	23.5
8th	115	6	21.7
9th	100	8	33.0
10th	81	26	55.6
11th	69	9	46.4
12th	72	1	69.4
Jr Hi	253	7	21.3
Sr Hi	322	44	49.7
Total	575	51	37.2

Table 4.19: Outcomes Measures by Grade

Outcomes	Substance	Grade 6		Grade 7		Grade 8		Grade 9		Grade 10		Grade 11		Grade 12		Combined Grades	
		%	n	%	n	%	n	%	n	%	n	%	n	%	n	%	n
30-Day Use	Alcohol	10.5	19	15.0	120	23.1	121	38.7	106	37.8	98	45.9	74	47.9	73	31.9	611
	Tobacco	10.5	19	30.0	120	32.2	121	48.1	106	44.9	98	45.9	74	43.8	73	39.0	611
	Marijuana	5.3	19	5.8	120	5.8	121	14.2	106	12.4	97	14.9	74	17.8	73	10.8	610
	Combined	10.5	19	31.7	120	34.7	121	54.7	106	50.0	98	56.8	74	56.2	73	44.5	611
Perception of Risk	Alcohol	84.2	19	77.5	120	80.0	120	59.8	107	67.7	99	64.0	75	71.2	73	71.1	613
	Tobacco	94.7	19	77.5	120	82.5	120	69.2	107	78.6	98	69.3	75	80.8	73	77.1	612
	Marijuana	94.7	19	84.0	119	89.2	120	74.8	107	79.6	98	78.4	74	79.5	73	81.8	610
	Combined	94.7	19	86.7	120	94.2	120	86.0	107	85.9	99	86.7	75	93.2	73	88.9	613
Perception of Parental Disapproval	Alcohol	78.9	19	73.5	117	83.5	115	83.5	103	75.9	79	74.6	67	76.4	72	78.3	572
	Tobacco	73.7	19	69.2	117	79.1	115	75.7	103	67.9	78	71.2	66	78.1	73	73.7	571
	Marijuana	84.2	19	75.2	117	87.0	115	89.2	102	82.3	79	81.8	66	90.3	72	84.0	570
	Combined	84.2	19	76.9	117	87.8	115	92.2	103	86.1	79	83.8	68	91.8	73	86.1	574
Age of Onset	Alcohol	9	19	10	119	12	121	12	105	13	91	14	74	14	73	13	602
	Tobacco	10	19	10	119	11	121	11	106	12	91	14	74	12	73	12	603
	Marijuana	8 or Under	19	11	118	13	121	13	105	13	91	14	74	14	73	13	601
Perception of Peer Disapproval	Alcohol	68.4	19	48.7	117	50.9	112	32.0	103	32.9	76	24.2	66	33.3	72	39.8	565
	Tobacco	63.2	19	47.0	117	47.7	111	27.2	103	29.5	78	26.5	68	36.1	72	37.9	568
	Marijuana	84.2	19	56.8	118	69.6	112	62.1	103	56.0	75	47.0	66	71.8	71	61.9	564
	Combined	84.2	19	60.2	118	70.5	112	64.1	103	57.0	79	50.7	69	72.2	72	63.6	572
Availability	Alcohol	31.6	19	39.5	119	42.2	116	63.8	105	79.3	82	73.5	68	87.5	72	59.7	581
	Tobacco	26.3	19	62.2	119	50.9	116	79.4	102	83.1	83	77.3	66	91.7	72	70.2	577
	Marijuana	5.3	19	23.5	119	21.7	115	33.0	100	55.6	81	46.4	69	69.4	72	37.2	575
	Combined	31.6	19	63.0	119	54.3	116	81.9	105	84.3	83	81.2	69	95.8	72	72.9	583
Perception of Peer Use	Alcohol	89.5	19	72.3	119	50.8	120	25.7	105	31.3	99	25.7	74	20.8	72	42.1	608
	Tobacco	78.9	19	32.8	119	29.8	121	9.5	105	19.4	98	13.5	74	6.8	73	22.0	609
	Illicit	100.0	19	79.2	120	76.5	119	45.6	103	42.9	98	52.7	74	38.4	73	59.6	606
	Combined	100.0	19	85.0	120	76.9	121	48.1	106	45.5	99	58.1	74	41.1	73	62.6	612

Table 4.20: Outcomes Measures by Gender

Outcomes	Substance	Male		Female		Combined Genders	
		%	n	%	n	%	n
30-Day Use	Alcohol	35.8	282	26.8	299	31.2	581
	Tobacco	46.5	282	29.8	299	37.9	581
	Marijuana	12.8	281	8.0	299	10.3	580
	Combined	50.4	282	36.8	299	43.4	581
Perception of Risk	Alcohol	68.0	284	74.6	299	71.4	583
	Tobacco	73.9	283	80.3	299	77.1	582
	Marijuana	75.4	281	87.3	299	81.6	580
	Combined	85.6	284	92.0	299	88.9	583
Perception of Parental Disapproval	Alcohol	72.1	258	84.0	288	78.4	546
	Tobacco	63.7	259	83.9	286	74.3	545
	Marijuana	77.7	256	90.3	288	84.4	544
	Combined	80.3	259	91.7	289	86.3	548
Age of Onset	Alcohol	12	277	13	296	13	573
	Tobacco	11	279	12	295	12	574
	Marijuana	13	276	13	296	13	572
Perception of Peer Disapproval	Alcohol	34.0	253	44.8	286	39.7	539
	Tobacco	28.0	254	45.3	287	37.2	541
	Marijuana	51.0	253	72.3	285	62.3	538
	Combined	52.7	256	73.0	289	63.5	545
Availability	Alcohol	54.7	267	62.4	287	58.7	554
	Tobacco	71.8	266	66.7	285	69.1	551
	Marijuana	33.0	261	40.1	287	36.7	548
	Combined	73.0	267	70.6	289	71.8	556
Perception of Peer Use	Alcohol	46.1	280	40.6	298	43.3	578
	Tobacco	20.4	279	24.0	300	22.3	579
	Illicit	61.8	280	58.4	296	60.1	576
	Combined	66.3	282	60.0	300	63.1	582

Table 4.21: Outcomes Measures by Race

Outcomes	Substance	Caucasian-American		African-American		Hispanic		Asian-American		Native American		Other		Combined Races	
		%	n	%	n	%	n	%	n	%	n	%	n	%	n
30-Day Use	Alcohol	31.1	559	50.0	10	13.3	15	100.0	1	60.0	5	60.0	10	31.8	600
	Tobacco	37.6	559	50.0	10	26.7	15	100.0	1	80.0	5	80.0	10	38.7	600
	Marijuana	9.9	558	10.0	10	6.7	15	0.0	1	20.0	5	60.0	10	10.7	599
	Combined	43.5	559	50.0	10	26.7	15	100.0	1	100.0	5	80.0	10	44.3	600
Perception of Risk	Alcohol	71.8	561	70.0	10	73.3	15	100.0	1	60.0	5	30.0	10	71.1	602
	Tobacco	77.5	560	80.0	10	73.3	15	100.0	1	60.0	5	60.0	10	77.0	601
	Marijuana	82.3	558	80.0	10	80.0	15	100.0	1	60.0	5	60.0	10	81.6	599
	Combined	89.5	561	80.0	10	80.0	15	100.0	1	80.0	5	70.0	10	88.7	602
Perception of Parental Disapproval	Alcohol	80.3	528	37.5	8	76.9	13	100.0	1	75.0	4	11.1	9	78.5	563
	Tobacco	75.1	527	37.5	8	76.9	13	100.0	1	75.0	4	22.2	9	73.8	562
	Marijuana	85.9	526	50.0	8	76.9	13	100.0	1	75.0	4	22.2	9	84.1	561
	Combined	87.9	530	62.5	8	76.9	13	100.0	1	75.0	4	22.2	9	86.2	565
Age of Onset	Alcohol	13	551	11	9	11	15	11	1	12	5	10	10	13	591
	Tobacco	12	553	9	9	11	15	12	1	11	5	9	9	12	592
	Marijuana	13	550	8 or Under	9	8 or Under	15			15	5	10	10	13	590
Perception of Peer Disapproval	Alcohol	39.9	524	25.0	8	50.0	14	100.0	1	50.0	4	0.0	8	39.5	559
	Tobacco	38.0	527	25.0	8	57.1	14	100.0	1	25.0	4	0.0	7	37.8	561
	Marijuana	63.7	521	37.5	8	50.0	14	100.0	1	25.0	4	0.0	9	61.8	557
	Combined	65.0	529	37.5	8	64.3	14	100.0	1	50.0	4	0.0	9	63.5	565
Availability	Alcohol	60.4	533	50.0	8	35.7	14	0.0	1	75.0	4	80.0	10	60.0	570
	Tobacco	70.9	530	50.0	8	42.9	14	100.0	1	100.0	4	88.9	9	70.5	566
	Marijuana	37.7	528	25.0	8	21.4	14	0.0	1	25.0	4	70.0	10	37.5	565
	Combined	73.6	535	62.5	8	42.9	14	100.0	1	100.0	4	90.0	10	73.3	572
Perception of Peer Use	Alcohol	41.7	556	50.0	10	66.7	15	0.0	1	40.0	5	20.0	10	42.0	597
	Tobacco	21.7	557	10.0	10	53.3	15	0.0	1	0.0	5	10.0	10	21.9	598
	Illicit	59.7	556	80.0	10	84.6	13	0.0	1	40.0	5	10.0	10	59.5	595
	Combined	62.7	560	80.0	10	86.7	15	0.0	1	40.0	5	20.0	10	62.6	601

Chapter 5

Percentage Tables

This chapter contains your school survey results in tabular form. Each table corresponds to an item on the questionnaire. The tables contain percentage data by grade level, *Junior High* (grades 6 through 8), *Senior High* (grades 9 through 12), and *Total*. The *N of Valid* column contains the number of students responding to the item and the *N of Missing* column contains the number of students not responding to the item. The remaining columns contain the percentages of students responding to the particular response categories.

The percentage tables of the report appear in the same order as corresponding questions on the questionnaire. The Table of Contents contains the percentage tables by section and gives the page number where each section is located. The List of Tables contains the location of each individual table.

The last section of tables presents the frequency of drug use *How Often Do You Use* data with the categories *collapsed* as follows:

- Daily Use – Every Day
- Weekly Use – Once/Week + 3 Times/Week + Every Day
- Monthly Use – Once/Month + Twice/Month + Once/Week + 3 Times/Week + Every Day
- Annual Use – Once/Year + 6 Times/Year + Once/Month + Twice/Month + Once/Week + 3 Times/Week + Every Day

Three additional drug use categories have been created for the question *How Often Do You Use* by combining the existing data. A *Tobacco Use* category was created by looking at the responses on each questionnaire on the tobacco categories and taking the highest value as the value for *Tobacco Use*. The *Alcohol Use* category was created by looking at the responses on each questionnaire on the alcohol categories. The category of *Illicit Drug Use* was created in the same way by looking at the illicit drug categories. Therefore, the *Tobacco Use* category represents any tobacco use regardless of the type of tobacco, the *Alcohol Use* category represents any alcohol use regardless of the type of alcohol and the *Illicit Drug Use* category represents any illicit drug use regardless of the type of drug.

5.1 Personal & Family Information

Table 5.1: Ethnic Origin

Grade Level	N of Valid	N of Miss	White	African American	Hispanic Latino	Asian PacIsIndr	Native American	Mixed Origin	Other
6th	18	1	83.3	5.6	11.1	0.0	0.0	0.0	0.0
7th	117	3	88.0	3.4	5.1	0.0	0.0	3.4	0.0
8th	118	3	93.2	2.5	2.5	0.8	0.0	0.8	0.0
9th	106	2	95.3	0.0	0.9	0.0	1.9	0.9	0.9
10th	106	1	94.3	0.9	0.9	0.0	1.9	1.9	0.0
11th	77	1	94.8	0.0	2.6	0.0	1.3	1.3	0.0
12th	73	0	98.6	1.4	0.0	0.0	0.0	0.0	0.0
Jr Hi	253	7	90.1	3.2	4.3	0.4	0.0	2.0	0.0
Sr Hi	362	4	95.6	0.6	1.1	0.0	1.4	1.1	0.3
Total	615	11	93.3	1.6	2.4	0.2	0.8	1.5	0.2

Table 5.2: Sex

Grade Level	N of Valid	N of Miss	Male	Female
6th	16	3	43.8	56.3
7th	116	4	54.3	45.7
8th	114	7	43.9	56.1
9th	105	3	50.5	49.5
10th	102	5	52.0	48.0
11th	71	7	47.9	52.1
12th	72	1	40.3	59.7
Jr Hi	246	14	48.8	51.2
Sr Hi	350	16	48.3	51.7
Total	596	30	48.5	51.5

Table 5.3: Age

Grade Level	N of Valid	N of Miss	-10	11	12	13	14	15	16	17	18	19+
6th	19	0	0.0	21.1	68.4	0.0	0.0	0.0	0.0	0.0	0.0	10.5
7th	120	0	0.0	0.0	22.5	55.0	17.5	2.5	0.8	0.0	0.0	1.7
8th	121	0	0.0	0.0	0.0	12.4	66.9	18.2	2.5	0.0	0.0	0.0
9th	108	0	0.0	0.0	0.0	0.9	18.5	65.7	14.8	0.0	0.0	0.0
10th	105	2	0.0	0.0	0.0	0.0	0.0	20.0	71.4	7.6	1.0	0.0
11th	78	0	0.0	0.0	0.0	0.0	0.0	0.0	16.7	66.7	14.1	2.6
12th	73	0	0.0	0.0	0.0	0.0	0.0	0.0	0.0	30.1	54.8	15.1
Jr Hi	260	0	0.0	1.5	15.4	31.2	39.2	9.6	1.5	0.0	0.0	1.5
Sr Hi	364	2	0.0	0.0	0.0	0.3	5.5	25.3	28.6	22.5	14.3	3.6
Total	624	2	0.0	0.6	6.4	13.1	19.6	18.8	17.3	13.1	8.3	2.7

Table 5.4: Do you live with:

Grade Level	N of Valid	N of Miss	Both Parents	Mother Only	Father Only	Mother & Stepfather	Father & Stepmother	Other
6th	18	1	55.6	16.7	5.6	22.2	0.0	0.0
7th	118	2	49.2	16.9	5.9	16.1	3.4	8.5
8th	121	0	43.0	16.5	7.4	20.7	6.6	5.8
9th	108	0	45.4	22.2	5.6	17.6	4.6	4.6
10th	105	2	56.2	13.3	5.7	13.3	1.9	9.5
11th	78	0	55.1	20.5	3.8	5.1	3.8	11.5
12th	73	0	63.0	11.0	0.0	13.7	1.4	11.0
Jr Hi	257	3	46.7	16.7	6.6	18.7	4.7	6.6
Sr Hi	364	2	54.1	17.0	4.1	12.9	3.0	8.8
Total	621	5	51.0	16.9	5.2	15.3	3.7	7.9

Table 5.5: Do you have a job?

Grade Level	N of Valid	N of Miss	Yes, Full-time	Yes, Part-time	No
6th	18	1	5.6	0.0	94.4
7th	116	4	1.7	6.9	91.4
8th	114	7	0.0	14.0	86.0
9th	104	4	0.0	19.2	80.8
10th	105	2	2.9	31.4	65.7
11th	72	6	4.2	45.8	50.0
12th	68	5	7.4	51.5	41.2
Jr Hi	248	12	1.2	9.7	89.1
Sr Hi	349	17	3.2	34.7	62.2
Total	597	29	2.3	24.3	73.4

Table 5.6: Does your father have a job?

Grade Level	N of Valid	N of Miss	Yes, Full-time	Yes, Part-time	No
6th	17	2	82.4	5.9	11.8
7th	107	13	81.3	9.3	9.3
8th	113	8	79.6	6.2	14.2
9th	102	6	87.3	2.9	9.8
10th	100	7	83.0	3.0	14.0
11th	69	9	82.6	2.9	14.5
12th	69	4	89.9	2.9	7.2
Jr Hi	237	23	80.6	7.6	11.8
Sr Hi	340	26	85.6	2.9	11.5
Total	577	49	83.5	4.9	11.6

Table 5.7: Does your mother have a job?

Grade Level	N of Valid	N of Miss	Yes, Full-time	Yes, Part-time	No
6th	18	1	66.7	22.2	11.1
7th	112	8	63.4	17.0	19.6
8th	113	8	62.8	14.2	23.0
9th	101	7	65.3	10.9	23.8
10th	103	4	59.2	7.8	33.0
11th	72	6	73.6	11.1	15.3
12th	73	0	64.4	9.6	26.0
Jr Hi	243	17	63.4	16.0	20.6
Sr Hi	349	17	65.0	9.7	25.2
Total	592	34	64.4	12.3	23.3

Table 5.8: What is the educational level of your father?

Grade Level	N of Valid	N of Miss	Some High School	High School Graduate	Some College	College Graduate
6th	17	2	11.8	58.8	5.9	23.5
7th	100	20	26.0	39.0	17.0	18.0
8th	109	12	31.2	34.9	15.6	18.3
9th	98	10	26.5	48.0	12.2	13.3
10th	95	12	31.6	30.5	15.8	22.1
11th	66	12	30.3	31.8	16.7	21.2
12th	69	4	24.6	37.7	14.5	23.2
Jr Hi	226	34	27.4	38.5	15.5	18.6
Sr Hi	328	38	28.4	37.5	14.6	19.5
Total	554	72	28.0	37.9	15.0	19.1

Table 5.9: What is the educational level of your mother?

Grade Level	N of Valid	N of Miss	Some High School	High School Graduate	Some College	College Graduate
6th	18	1	11.1	22.2	5.6	61.1
7th	105	15	29.5	23.8	17.1	29.5
8th	112	9	25.9	25.9	16.1	32.1
9th	103	5	21.4	35.9	20.4	22.3
10th	99	8	21.2	19.2	36.4	23.2
11th	72	6	20.8	29.2	20.8	29.2
12th	72	1	15.3	33.3	22.2	29.2
Jr Hi	235	25	26.4	24.7	15.7	33.2
Sr Hi	346	20	19.9	29.2	25.4	25.4
Total	581	45	22.5	27.4	21.5	28.6

5.2 Student Characteristics

Table 5.10: Do you make good grades?

Grade Level	N of Valid	N of Miss	Never	Seldom	Sometimes	Often	A Lot
6th	19	0	0.0	0.0	21.1	26.3	52.6
7th	120	0	2.5	2.5	35.0	30.0	30.0
8th	121	0	0.8	5.0	36.4	31.4	26.4
9th	108	0	0.9	4.6	22.2	41.7	30.6
10th	106	1	3.8	4.7	19.8	27.4	44.3
11th	76	2	2.6	2.6	13.2	38.2	43.4
12th	73	0	1.4	0.0	15.1	43.8	39.7
Jr Hi	260	0	1.5	3.5	34.6	30.4	30.0
Sr Hi	363	3	2.2	3.3	18.2	37.2	39.1
Total	623	3	1.9	3.4	25.0	34.3	35.3

Table 5.11: Do you get into trouble at school?

Grade Level	N of Valid	N of Miss	Never	Seldom	Sometimes	Often	A Lot
6th	19	0	21.1	36.8	26.3	5.3	10.5
7th	120	0	29.2	36.7	24.2	4.2	5.8
8th	120	1	30.0	37.5	20.0	5.8	6.7
9th	108	0	47.2	34.3	13.9	2.8	1.9
10th	106	1	41.5	31.1	15.1	5.7	6.6
11th	76	2	52.6	31.6	7.9	2.6	5.3
12th	72	1	51.4	40.3	5.6	1.4	1.4
Jr Hi	259	1	29.0	37.1	22.4	5.0	6.6
Sr Hi	362	4	47.5	34.0	11.3	3.3	3.9
Total	621	5	39.8	35.3	15.9	4.0	5.0

Table 5.12: Do you take part in school sports teams?

Grade Level	N of Valid	N of Miss	Never	Seldom	Sometimes	Often	A Lot
6th	19	0	42.1	0.0	21.1	21.1	15.8
7th	117	3	39.3	9.4	11.1	10.3	29.9
8th	121	0	37.2	13.2	10.7	6.6	32.2
9th	105	3	48.6	19.0	8.6	5.7	18.1
10th	102	5	50.0	4.9	5.9	8.8	30.4
11th	74	4	47.3	9.5	12.2	8.1	23.0
12th	72	1	44.4	15.3	11.1	5.6	23.6
Jr Hi	257	3	38.5	10.5	11.7	9.3	30.0
Sr Hi	353	13	47.9	12.2	9.1	7.1	23.8
Total	610	16	43.9	11.5	10.2	8.0	26.4

Table 5.13: Do you take part in school activities such as band, clubs, etc?

Grade Level	N of Valid	N of Miss	Never	Seldom	Sometimes	Often	A Lot
6th	19	0	42.1	10.5	10.5	0.0	36.8
7th	120	0	56.7	14.2	10.8	5.8	12.5
8th	121	0	44.6	12.4	5.0	17.4	20.7
9th	106	2	35.8	13.2	14.2	12.3	24.5
10th	106	1	32.1	9.4	20.8	16.0	21.7
11th	73	5	27.4	5.5	16.4	23.3	27.4
12th	71	2	15.5	15.5	26.8	14.1	28.2
Jr Hi	260	0	50.0	13.1	8.1	10.8	18.1
Sr Hi	356	10	28.9	11.0	19.1	16.0	25.0
Total	616	10	37.8	11.9	14.4	13.8	22.1

Table 5.14: Do you take part in community activities such as scouts, rec. teams, youth clubs, etc?

Grade Level	N of Valid	N of Miss	Never	Seldom	Sometimes	Often	A Lot
6th	19	0	52.6	5.3	15.8	15.8	10.5
7th	120	0	56.7	10.8	13.3	9.2	10.0
8th	120	1	55.0	15.8	9.2	9.2	10.8
9th	108	0	55.6	13.9	18.5	5.6	6.5
10th	106	1	50.9	15.1	17.0	4.7	12.3
11th	75	3	41.3	16.0	14.7	14.7	13.3
12th	72	1	36.1	19.4	15.3	13.9	15.3
Jr Hi	259	1	55.6	12.7	11.6	9.7	10.4
Sr Hi	361	5	47.4	15.8	16.6	8.9	11.4
Total	620	6	50.8	14.5	14.5	9.2	11.0

Table 5.15: Do you attend church, synagogue, etc.?

Grade Level	N of Valid	N of Miss	Never	Seldom	Sometimes	Often	A Lot
6th	19	0	15.8	5.3	5.3	10.5	63.2
7th	119	1	12.6	8.4	18.5	7.6	52.9
8th	120	1	15.8	12.5	16.7	16.7	38.3
9th	107	1	10.3	7.5	27.1	18.7	36.4
10th	106	1	13.2	8.5	15.1	15.1	48.1
11th	75	3	16.0	8.0	17.3	18.7	40.0
12th	73	0	9.6	12.3	20.5	11.0	46.6
Jr Hi	258	2	14.3	10.1	16.7	12.0	46.9
Sr Hi	361	5	12.2	8.9	20.2	16.1	42.7
Total	619	7	13.1	9.4	18.7	14.4	44.4

Table 5.16: Have you threatened to harm a teacher?

Grade Level	N of Valid	N of Miss	Never	Seldom	Sometimes	Often	A Lot
6th	17	2	94.1	0.0	0.0	0.0	5.9
7th	117	3	88.0	5.1	3.4	0.9	2.6
8th	119	2	95.0	5.0	0.0	0.0	0.0
9th	108	0	96.3	0.9	0.9	0.0	1.9
10th	105	2	91.4	2.9	1.0	0.0	4.8
11th	73	5	86.3	4.1	4.1	2.7	2.7
12th	72	1	97.2	0.0	1.4	0.0	1.4
Jr Hi	253	7	91.7	4.7	1.6	0.4	1.6
Sr Hi	358	8	93.0	2.0	1.7	0.6	2.8
Total	611	15	92.5	3.1	1.6	0.5	2.3

Table 5.17: Have you threatened to harm one or both of your parents, guardians, etc.?

Grade Level	N of Valid	N of Miss	Never	Seldom	Sometimes	Often	A Lot
6th	19	0	100.0	0.0	0.0	0.0	0.0
7th	119	1	87.4	5.9	3.4	0.0	3.4
8th	120	1	91.7	3.3	4.2	0.8	0.0
9th	108	0	92.6	4.6	2.8	0.0	0.0
10th	106	1	88.7	4.7	0.9	0.9	4.7
11th	74	4	87.8	4.1	4.1	1.4	2.7
12th	73	0	95.9	0.0	2.7	0.0	1.4
Jr Hi	258	2	90.3	4.3	3.5	0.4	1.6
Sr Hi	361	5	91.1	3.6	2.5	0.6	2.2
Total	619	7	90.8	3.9	2.9	0.5	1.9

Table 5.18: Do your parents talk with you about the problems of tobacco use?

Grade Level	N of Valid	N of Miss	Never	Seldom	Sometimes	Often	A Lot
6th	19	0	15.8	10.5	10.5	47.4	15.8
7th	120	0	20.0	17.5	25.8	14.2	22.5
8th	121	0	9.1	17.4	28.9	17.4	27.3
9th	108	0	14.8	23.1	24.1	14.8	23.1
10th	106	1	20.8	12.3	28.3	26.4	12.3
11th	74	4	35.1	18.9	24.3	9.5	12.2
12th	73	0	21.9	19.2	23.3	24.7	11.0
Jr Hi	260	0	14.6	16.9	26.2	18.1	24.2
Sr Hi	361	5	22.2	18.3	25.2	19.1	15.2
Total	621	5	19.0	17.7	25.6	18.7	19.0

Table 5.19: Do your parents talk with you about the problems of alcohol use?

Grade Level	N of Valid	N of Miss	Never	Seldom	Sometimes	Often	A Lot
6th	19	0	21.1	10.5	15.8	31.6	21.1
7th	120	0	20.0	15.0	25.0	16.7	23.3
8th	121	0	12.4	14.0	22.3	24.0	27.3
9th	108	0	15.7	15.7	29.6	18.5	20.4
10th	106	1	22.6	14.2	25.5	21.7	16.0
11th	75	3	33.3	16.0	26.7	9.3	14.7
12th	72	1	19.4	22.2	20.8	20.8	16.7
Jr Hi	260	0	16.5	14.2	23.1	21.2	25.0
Sr Hi	361	5	22.2	16.6	26.0	18.0	17.2
Total	621	5	19.8	15.6	24.8	19.3	20.5

Table 5.20: Do your parents talk with you about the problems of drug use?

Grade Level	N of Valid	N of Miss	Never	Seldom	Sometimes	Often	A Lot
6th	19	0	10.5	15.8	15.8	21.1	36.8
7th	120	0	19.2	13.3	20.0	18.3	29.2
8th	121	0	9.9	14.9	20.7	19.8	34.7
9th	107	1	8.4	15.0	26.2	20.6	29.9
10th	105	2	25.7	4.8	23.8	27.6	18.1
11th	75	3	25.3	18.7	21.3	16.0	18.7
12th	73	0	17.8	19.2	20.5	20.5	21.9
Jr Hi	260	0	14.2	14.2	20.0	19.2	32.3
Sr Hi	360	6	18.9	13.6	23.3	21.7	22.5
Total	620	6	16.9	13.9	21.9	20.6	26.6

Table 5.21: Do your teachers talk with you about the problems of alcohol use?

Grade Level	N of Valid	N of Miss	Never	Seldom	Sometimes	Often	A Lot
6th	19	0	21.1	31.6	26.3	5.3	15.8
7th	119	1	13.4	12.6	38.7	19.3	16.0
8th	120	1	6.7	19.2	30.8	26.7	16.7
9th	106	2	13.2	26.4	26.4	17.0	17.0
10th	104	3	12.5	16.3	28.8	26.0	16.3
11th	75	3	32.0	18.7	29.3	14.7	5.3
12th	72	1	19.4	26.4	29.2	18.1	6.9
Jr Hi	258	2	10.9	17.1	34.1	21.7	16.3
Sr Hi	357	9	18.2	21.8	28.3	19.3	12.3
Total	615	11	15.1	19.8	30.7	20.3	14.0

Table 5.22: Do your teachers talk with you about the problems of drug use?

Grade Level	N of Valid	N of Miss	Never	Seldom	Sometimes	Often	A Lot
6th	19	0	21.1	31.6	26.3	0.0	21.1
7th	119	1	12.6	13.4	34.5	22.7	16.8
8th	121	0	5.8	14.0	32.2	28.1	19.8
9th	108	0	11.1	25.0	24.1	23.1	16.7
10th	103	4	11.7	13.6	28.2	28.2	18.4
11th	74	4	33.8	14.9	28.4	12.2	10.8
12th	73	0	16.4	28.8	28.8	16.4	9.6
Jr Hi	259	1	10.0	15.1	32.8	23.6	18.5
Sr Hi	358	8	17.0	20.4	27.1	20.9	14.5
Total	617	9	14.1	18.2	29.5	22.0	16.2

Table 5.23: Does your school set clear rules on bringing a gun to school?

Grade Level	N of Valid	N of Miss	Never	Seldom	Sometimes	Often	A Lot
6th	19	0	10.5	10.5	5.3	5.3	68.4
7th	119	1	5.9	4.2	11.8	16.0	62.2
8th	120	1	0.8	9.2	9.2	15.0	65.8
9th	108	0	4.6	2.8	10.2	19.4	63.0
10th	104	3	8.7	4.8	11.5	22.1	52.9
11th	74	4	18.9	8.1	10.8	20.3	41.9
12th	73	0	4.1	9.6	6.8	19.2	60.3
Jr Hi	258	2	3.9	7.0	10.1	14.7	64.3
Sr Hi	359	7	8.6	5.8	10.0	20.3	55.2
Total	617	9	6.6	6.3	10.0	18.0	59.0

Table 5.24: Does your school set clear rules on using drugs at school?

Grade Level	N of Valid	N of Miss	Never	Seldom	Sometimes	Often	A Lot
6th	18	1	5.6	11.1	5.6	11.1	66.7
7th	118	2	6.8	2.5	11.0	16.9	62.7
8th	119	2	0.0	6.7	6.7	23.5	63.0
9th	107	1	3.7	2.8	6.5	21.5	65.4
10th	104	3	6.7	4.8	9.6	26.0	52.9
11th	74	4	14.9	9.5	8.1	25.7	41.9
12th	73	0	4.1	0.0	13.7	20.5	61.6
Jr Hi	255	5	3.5	5.1	8.6	19.6	63.1
Sr Hi	358	8	7.0	4.2	9.2	23.5	56.1
Total	613	13	5.5	4.6	9.0	21.9	59.1

Table 5.25: Does your school set clear rules on bullying or threatening other students at school?

Grade Level	N of Valid	N of Miss	Never	Seldom	Sometimes	Often	A Lot
6th	19	0	21.1	10.5	0.0	26.3	42.1
7th	119	1	12.6	9.2	17.6	22.7	37.8
8th	121	0	5.8	15.7	15.7	19.0	43.8
9th	107	1	11.2	8.4	23.4	29.0	28.0
10th	104	3	11.5	9.6	29.8	26.0	23.1
11th	74	4	21.6	13.5	29.7	16.2	18.9
12th	73	0	5.5	9.6	30.1	19.2	35.6
Jr Hi	259	1	10.0	12.4	15.4	21.2	40.9
Sr Hi	358	8	12.3	10.1	27.9	23.5	26.3
Total	617	9	11.3	11.0	22.7	22.5	32.4

Table 5.26: Does your school punish you when you break the rules?

Grade Level	N of Valid	N of Miss	Never	Seldom	Sometimes	Often	A Lot
6th	19	0	5.3	5.3	10.5	0.0	78.9
7th	119	1	4.2	5.0	11.8	21.0	58.0
8th	120	1	0.0	2.5	13.3	20.0	64.2
9th	106	2	0.9	5.7	14.2	30.2	49.1
10th	101	6	5.0	4.0	18.8	35.6	36.6
11th	74	4	10.8	6.8	16.2	31.1	35.1
12th	73	0	1.4	4.1	17.8	20.5	56.2
Jr Hi	258	2	2.3	3.9	12.4	19.0	62.4
Sr Hi	354	12	4.2	5.1	16.7	29.9	44.1
Total	612	14	3.4	4.6	14.9	25.3	51.8

Table 5.27: Do your parents set clear rules for you?

Grade Level	N of Valid	N of Miss	Never	Seldom	Sometimes	Often	A Lot
6th	18	1	5.6	0.0	11.1	16.7	66.7
7th	117	3	4.3	4.3	13.7	17.1	60.7
8th	120	1	0.8	4.2	14.2	12.5	68.3
9th	104	4	1.9	9.6	16.3	29.8	42.3
10th	103	4	11.7	5.8	19.4	23.3	39.8
11th	72	6	11.1	12.5	20.8	25.0	30.6
12th	71	2	5.6	7.0	12.7	21.1	53.5
Jr Hi	255	5	2.7	3.9	13.7	14.9	64.7
Sr Hi	350	16	7.4	8.6	17.4	25.1	41.4
Total	605	21	5.5	6.6	15.9	20.8	51.2

Table 5.28: Do your parents punish you when you break the rules?

Grade Level	N of Valid	N of Miss	Never	Seldom	Sometimes	Often	A Lot
6th	19	0	5.3	0.0	21.1	15.8	57.9
7th	120	0	7.5	5.8	19.2	18.3	49.2
8th	121	0	2.5	6.6	22.3	24.8	43.8
9th	107	1	4.7	10.3	33.6	22.4	29.0
10th	101	6	13.9	12.9	22.8	24.8	25.7
11th	72	6	11.1	13.9	30.6	15.3	29.2
12th	73	0	8.2	11.0	21.9	13.7	45.2
Jr Hi	260	0	5.0	5.8	20.8	21.2	47.3
Sr Hi	353	13	9.3	11.9	27.5	19.8	31.4
Total	613	13	7.5	9.3	24.6	20.4	38.2

Table 5.29: Have you been in trouble with the police?

Grade Level	N of Valid	N of Miss	Never	Seldom	Sometimes	Often	A Lot
6th	19	0	89.5	0.0	5.3	0.0	5.3
7th	119	1	80.7	5.9	3.4	3.4	6.7
8th	119	2	81.5	10.9	2.5	2.5	2.5
9th	106	2	81.1	11.3	3.8	1.9	1.9
10th	102	5	69.6	18.6	3.9	3.9	3.9
11th	73	5	76.7	8.2	5.5	5.5	4.1
12th	73	0	84.9	8.2	5.5	0.0	1.4
Jr Hi	257	3	81.7	7.8	3.1	2.7	4.7
Sr Hi	354	12	77.7	12.1	4.5	2.8	2.8
Total	611	15	79.4	10.3	3.9	2.8	3.6

Table 5.30: Do you take part in gang activities?

Grade Level	N of Valid	N of Miss	Never	Seldom	Sometimes	Often	A Lot
6th	18	1	94.4	0.0	0.0	0.0	5.6
7th	120	0	85.0	3.3	6.7	2.5	2.5
8th	121	0	92.6	3.3	2.5	0.8	0.8
9th	107	1	92.5	1.9	0.9	2.8	1.9
10th	103	4	94.2	1.0	1.0	1.9	1.9
11th	74	4	85.1	2.7	2.7	5.4	4.1
12th	73	0	97.3	0.0	0.0	0.0	2.7
Jr Hi	259	1	89.2	3.1	4.2	1.5	1.9
Sr Hi	357	9	92.4	1.4	1.1	2.5	2.5
Total	616	10	91.1	2.1	2.4	2.1	2.3

Table 5.31: Have you thought about committing suicide?

Grade Level	N of Valid	N of Miss	Never	Seldom	Sometimes	Often	A Lot
6th	19	0	94.7	0.0	0.0	0.0	5.3
7th	120	0	73.3	8.3	6.7	3.3	8.3
8th	120	1	75.0	15.0	4.2	2.5	3.3
9th	108	0	59.3	16.7	11.1	3.7	9.3
10th	101	6	70.3	16.8	9.9	1.0	2.0
11th	74	4	64.9	12.2	5.4	2.7	14.9
12th	73	0	58.9	23.3	12.3	2.7	2.7
Jr Hi	259	1	75.7	10.8	5.0	2.7	5.8
Sr Hi	356	10	63.5	17.1	9.8	2.5	7.0
Total	615	11	68.6	14.5	7.8	2.6	6.5

Table 5.32: While NOT at school have you carried a gun for protection or as a weapon?

Grade Level	N of Valid	N of Miss	Never	Seldom	Sometimes	Often	A Lot
6th	18	1	72.2	11.1	0.0	0.0	16.7
7th	119	1	84.0	5.0	5.9	0.8	4.2
8th	120	1	84.2	5.8	5.0	2.5	2.5
9th	107	1	87.9	3.7	2.8	1.9	3.7
10th	100	7	82.0	11.0	3.0	3.0	1.0
11th	74	4	85.1	1.4	8.1	0.0	5.4
12th	72	1	90.3	2.8	2.8	2.8	1.4
Jr Hi	257	3	83.3	5.8	5.1	1.6	4.3
Sr Hi	353	13	86.1	5.1	4.0	2.0	2.8
Total	610	16	84.9	5.4	4.4	1.8	3.4

Table 5.33: Have you received treatment or counseling for alcohol and/or drug use?

Grade Level	N of Valid	N of Miss	Never	Seldom	Sometimes	Often	A Lot
6th	19	0	94.7	0.0	0.0	0.0	5.3
7th	120	0	91.7	2.5	2.5	1.7	1.7
8th	120	1	96.7	0.8	1.7	0.0	0.8
9th	107	1	94.4	0.9	2.8	0.0	1.9
10th	101	6	96.0	3.0	0.0	0.0	1.0
11th	74	4	94.6	0.0	4.1	1.4	0.0
12th	73	0	94.5	2.7	1.4	1.4	0.0
Jr Hi	259	1	94.2	1.5	1.9	0.8	1.5
Sr Hi	355	11	94.9	1.7	2.0	0.6	0.8
Total	614	12	94.6	1.6	2.0	0.7	1.1

Table 5.34: Have you been caught using alcohol?

Grade Level	N of Valid	N of Miss	Never	Seldom	Sometimes	Often	A Lot
6th	19	0	89.5	0.0	5.3	0.0	5.3
7th	120	0	85.8	3.3	5.0	2.5	3.3
8th	119	2	82.4	8.4	6.7	0.8	1.7
9th	105	3	71.4	9.5	11.4	1.0	6.7
10th	100	7	77.0	12.0	8.0	1.0	2.0
11th	74	4	74.3	9.5	8.1	4.1	4.1
12th	73	0	52.1	20.5	13.7	8.2	5.5
Jr Hi	258	2	84.5	5.4	5.8	1.6	2.7
Sr Hi	352	14	69.6	12.5	10.2	3.1	4.5
Total	610	16	75.9	9.5	8.4	2.5	3.8

Table 5.35: Have you been caught using drugs?

Grade Level	N of Valid	N of Miss	Never	Seldom	Sometimes	Often	A Lot
6th	19	0	94.7	0.0	0.0	0.0	5.3
7th	119	1	91.6	4.2	1.7	0.8	1.7
8th	119	2	94.1	1.7	2.5	0.8	0.8
9th	102	6	83.3	6.9	2.9	2.9	3.9
10th	100	7	89.0	6.0	3.0	1.0	1.0
11th	73	5	87.7	5.5	1.4	2.7	2.7
12th	73	0	84.9	5.5	5.5	4.1	0.0
Jr Hi	257	3	93.0	2.7	1.9	0.8	1.6
Sr Hi	348	18	86.2	6.0	3.2	2.6	2.0
Total	605	21	89.1	4.6	2.6	1.8	1.8

Table 5.36: Do you have an adult, other than your parent or guardian, that you talk to about problems?

Grade Level	N of Valid	N of Miss	Never	Seldom	Sometimes	Often	A Lot
6th	19	0	15.8	21.1	10.5	15.8	36.8
7th	119	1	23.5	11.8	19.3	17.6	27.7
8th	121	0	12.4	13.2	23.1	18.2	33.1
9th	107	1	22.4	13.1	18.7	18.7	27.1
10th	100	7	27.0	12.0	22.0	10.0	29.0
11th	74	4	32.4	10.8	18.9	18.9	18.9
12th	73	0	24.7	9.6	23.3	16.4	26.0
Jr Hi	259	1	17.8	13.1	20.5	17.8	30.9
Sr Hi	354	12	26.3	11.6	20.6	15.8	25.7
Total	613	13	22.7	12.2	20.6	16.6	27.9

Table 5.37: Do you buy or sell drugs at school?

Grade Level	N of Valid	N of Miss	Never	Seldom	Sometimes	Often	A Lot
6th	19	0	94.7	0.0	0.0	0.0	5.3
7th	118	2	92.4	4.2	0.8	1.7	0.8
8th	120	1	96.7	3.3	0.0	0.0	0.0
9th	105	3	93.3	1.9	1.9	1.0	1.9
10th	100	7	90.0	2.0	3.0	3.0	2.0
11th	74	4	89.2	2.7	4.1	0.0	4.1
12th	73	0	91.8	4.1	0.0	0.0	4.1
Jr Hi	257	3	94.6	3.5	0.4	0.8	0.8
Sr Hi	352	14	91.2	2.6	2.3	1.1	2.8
Total	609	17	92.6	3.0	1.5	1.0	2.0

Table 5.38: Do you buy or sell drugs when NOT at school?

Grade Level	N of Valid	N of Miss	Never	Seldom	Sometimes	Often	A Lot
6th	19	0	94.7	0.0	0.0	0.0	5.3
7th	119	1	93.3	1.7	3.4	0.0	1.7
8th	120	1	92.5	3.3	0.8	2.5	0.8
9th	105	3	83.8	6.7	2.9	1.9	4.8
10th	97	10	85.6	4.1	3.1	4.1	3.1
11th	74	4	81.1	5.4	6.8	2.7	4.1
12th	72	1	80.6	6.9	4.2	6.9	1.4
Jr Hi	258	2	93.0	2.3	1.9	1.2	1.6
Sr Hi	348	18	83.0	5.7	4.0	3.7	3.4
Total	606	20	87.3	4.3	3.1	2.6	2.6

Table 5.39: Do your friends use tobacco? (cigarettes, cigars, etc...)?

Grade Level	N of Valid	N of Miss	Never	Seldom	Sometimes	Often	A Lot
6th	19	0	78.9	5.3	0.0	5.3	10.5
7th	119	1	32.8	16.0	17.6	12.6	21.0
8th	121	0	29.8	13.2	21.5	13.2	22.3
9th	105	3	9.5	12.4	15.2	19.0	43.8
10th	98	9	19.4	7.1	24.5	12.2	36.7
11th	74	4	13.5	12.2	21.6	4.1	48.6
12th	73	0	6.8	5.5	19.2	12.3	56.2
Jr Hi	259	1	34.7	13.9	18.1	12.4	20.8
Sr Hi	350	16	12.6	9.4	20.0	12.6	45.4
Total	609	17	22.0	11.3	19.2	12.5	35.0

Table 5.40: Do your friends use alcohol? (beer, liquor, etc...)?

Grade Level	N of Valid	N of Miss	Never	Seldom	Sometimes	Often	A Lot
6th	19	0	84.2	5.3	0.0	0.0	10.5
7th	119	1	54.6	17.6	9.2	5.0	13.4
8th	120	1	38.3	12.5	24.2	12.5	12.5
9th	105	3	9.5	16.2	23.8	18.1	32.4
10th	99	8	25.3	6.1	25.3	16.2	27.3
11th	74	4	14.9	10.8	18.9	9.5	45.9
12th	72	1	8.3	12.5	20.8	12.5	45.8
Jr Hi	258	2	49.2	14.3	15.5	8.1	12.8
Sr Hi	350	16	14.9	11.4	22.6	14.6	36.6
Total	608	18	29.4	12.7	19.6	11.8	26.5

Table 5.41: Do your friends use drugs? (marijuana, cocaine, etc...)?

Grade Level	N of Valid	N of Miss	Never	Seldom	Sometimes	Often	A Lot
6th	19	0	100.0	0.0	0.0	0.0	0.0
7th	120	0	79.2	5.8	3.3	3.3	8.3
8th	119	2	76.5	7.6	10.9	1.7	3.4
9th	103	5	45.6	17.5	10.7	9.7	16.5
10th	98	9	42.9	18.4	15.3	10.2	13.3
11th	74	4	52.7	10.8	14.9	4.1	17.6
12th	73	0	38.4	23.3	9.6	8.2	20.5
Jr Hi	258	2	79.5	6.2	6.6	2.3	5.4
Sr Hi	348	18	44.8	17.5	12.6	8.3	16.7
Total	606	20	59.6	12.7	10.1	5.8	11.9

Table 5.42: Do your parents set clear rules about violent TV, movies and video games?

Grade Level	N of Valid	N of Miss	Never	Seldom	Sometimes	Often	A Lot
6th	19	0	26.3	15.8	26.3	15.8	15.8
7th	120	0	35.8	23.3	15.8	10.0	15.0
8th	121	0	41.3	17.4	22.3	9.1	9.9
9th	106	2	54.7	14.2	21.7	3.8	5.7
10th	98	9	63.3	14.3	13.3	4.1	5.1
11th	74	4	68.9	14.9	9.5	1.4	5.4
12th	73	0	53.4	20.5	11.0	8.2	6.8
Jr Hi	260	0	37.7	20.0	19.6	10.0	12.7
Sr Hi	351	15	59.8	15.7	14.5	4.3	5.7
Total	611	15	50.4	17.5	16.7	6.7	8.7

Table 5.43: Have you had 5 or more glasses of beer, wine or liquor within a few hours?

Grade Level	N of Valid	N of Miss	Never	Seldom	Sometimes	Often	A Lot
6th	18	1	88.9	0.0	5.6	0.0	5.6
7th	120	0	87.5	2.5	1.7	1.7	6.7
8th	121	0	79.3	4.1	8.3	3.3	5.0
9th	105	3	56.2	11.4	11.4	8.6	12.4
10th	97	10	67.0	11.3	6.2	7.2	8.2
11th	73	5	56.2	8.2	8.2	6.8	20.5
12th	73	0	54.8	13.7	11.0	5.5	15.1
Jr Hi	259	1	83.8	3.1	5.0	2.3	5.8
Sr Hi	348	18	58.9	11.2	9.2	7.2	13.5
Total	607	19	69.5	7.7	7.4	5.1	10.2

Table 5.44: Have you driven a car after or while drinking alcohol??

Grade Level	N of Valid	N of Miss	Never	Seldom	Sometimes	Often	A Lot
6th	19	0	89.5	5.3	0.0	0.0	5.3
7th	119	1	89.9	2.5	2.5	0.8	4.2
8th	119	2	90.8	3.4	3.4	0.8	1.7
9th	105	3	85.7	6.7	3.8	1.0	2.9
10th	96	11	80.2	12.5	1.0	2.1	4.2
11th	74	4	68.9	10.8	9.5	4.1	6.8
12th	73	0	61.6	17.8	12.3	4.1	4.1
Jr Hi	257	3	90.3	3.1	2.7	0.8	3.1
Sr Hi	348	18	75.6	11.5	6.0	2.6	4.3
Total	605	21	81.8	7.9	4.6	1.8	3.8

Table 5.45: Do you surf the internet for fun?

Grade Level	N of Valid	N of Miss	Never	Seldom	Sometimes	Often	A Lot
6th	19	0	26.3	0.0	26.3	15.8	31.6
7th	119	1	17.6	16.8	18.5	15.1	31.9
8th	120	1	12.5	15.8	22.5	16.7	32.5
9th	106	2	9.4	13.2	28.3	12.3	36.8
10th	96	11	28.1	14.6	25.0	12.5	19.8
11th	74	4	27.0	18.9	17.6	14.9	21.6
12th	73	0	17.8	17.8	26.0	13.7	24.7
Jr Hi	258	2	15.9	15.1	20.9	15.9	32.2
Sr Hi	349	17	20.1	15.8	24.6	13.2	26.4
Total	607	19	18.3	15.5	23.1	14.3	28.8

Table 5.46: Have you skipped school in the past year?

Grade Level	N of Valid	N of Miss	Never	Seldom	Sometimes	Often	A Lot
6th	19	0	68.4	15.8	10.5	5.3	0.0
7th	120	0	64.2	9.2	11.7	4.2	10.8
8th	120	1	70.8	15.0	5.8	3.3	5.0
9th	105	3	64.8	15.2	11.4	1.9	6.7
10th	97	10	60.8	16.5	12.4	3.1	7.2
11th	74	4	54.1	20.3	10.8	4.1	10.8
12th	73	0	32.9	26.0	13.7	12.3	15.1
Jr Hi	259	1	67.6	12.4	8.9	3.9	7.3
Sr Hi	349	17	54.7	18.9	12.0	4.9	9.5
Total	608	18	60.2	16.1	10.7	4.4	8.6

Table 5.47: Have you seen ads on TV that encourage NO drug use?

Grade Level	N of Valid	N of Miss	Never	Seldom	Sometimes	Often	A Lot
6th	19	0	15.8	10.5	21.1	15.8	36.8
7th	118	2	22.9	14.4	19.5	17.8	25.4
8th	119	2	9.2	17.6	18.5	22.7	31.9
9th	105	3	4.8	12.4	20.0	27.6	35.2
10th	96	11	18.8	17.7	19.8	21.9	21.9
11th	74	4	16.2	14.9	21.6	20.3	27.0
12th	73	0	8.2	5.5	17.8	24.7	43.8
Jr Hi	256	4	16.0	15.6	19.1	19.9	29.3
Sr Hi	348	18	11.8	12.9	19.8	23.9	31.6
Total	604	22	13.6	14.1	19.5	22.2	30.6

Table 5.48: Does your school have a security officer?

Grade Level	N of Valid	N of Miss	Yes	No
6th	18	1	11.1	88.9
7th	118	2	3.4	96.6
8th	121	0	7.4	92.6
9th	105	3	1.0	99.0
10th	97	10	2.1	97.9
11th	72	6	5.6	94.4
12th	73	0	1.4	98.6
Jr Hi	257	3	5.8	94.2
Sr Hi	347	19	2.3	97.7
Total	604	22	3.8	96.2

Table 5.49: Do you think your school needs a security officer?

Grade Level	N of Valid	N of Miss	Yes	No
6th	19	0	57.9	42.1
7th	119	1	48.7	51.3
8th	119	2	45.4	54.6
9th	105	3	30.5	69.5
10th	97	10	25.8	74.2
11th	72	6	22.2	77.8
12th	72	1	19.4	80.6
Jr Hi	257	3	47.9	52.1
Sr Hi	346	20	25.1	74.9
Total	603	23	34.8	65.2

Table 5.50: Does your school have a drug screening program?

Grade Level	N of Valid	N of Miss	Yes	No
6th	19	0	21.1	78.9
7th	116	4	69.8	30.2
8th	119	2	78.2	21.8
9th	104	4	84.6	15.4
10th	94	13	87.2	12.8
11th	72	6	87.5	12.5
12th	73	0	90.4	9.6
Jr Hi	254	6	70.1	29.9
Sr Hi	343	23	87.2	12.8
Total	597	29	79.9	20.1

Table 5.51: Does your school's drug screening program include all students?

Grade Level	N of Valid	N of Miss	Yes	No
6th	18	1	27.8	72.2
7th	115	5	32.2	67.8
8th	119	2	35.3	64.7
9th	103	5	30.1	69.9
10th	92	15	39.1	60.9
11th	72	6	63.9	36.1
12th	73	0	39.7	60.3
Jr Hi	252	8	33.3	66.7
Sr Hi	340	26	41.8	58.2
Total	592	34	38.2	61.8

Table 5.52: If your school does not screen all students, do you participate in an activity that is part of the drug screening program?

Grade Level	N of Valid	N of Miss	Yes	No
6th	19	0	5.3	94.7
7th	114	6	31.6	68.4
8th	119	2	48.7	51.3
9th	99	9	37.4	62.6
10th	95	12	43.2	56.8
11th	71	7	43.7	56.3
12th	71	2	53.5	46.5
Jr Hi	252	8	37.7	62.3
Sr Hi	336	30	43.8	56.3
Total	588	38	41.2	58.8

Table 5.53: Have you been screened for drugs at school?

Grade Level	N of Valid	N of Miss	Yes	No
6th	19	0	5.3	94.7
7th	116	4	16.4	83.6
8th	119	2	9.2	90.8
9th	105	3	12.4	87.6
10th	97	10	23.7	76.3
11th	73	5	28.8	71.2
12th	73	0	42.5	57.5
Jr Hi	254	6	12.2	87.8
Sr Hi	348	18	25.3	74.7
Total	602	24	19.8	80.2

Table 5.54: Does your school have a student assistance program?

Grade Level	N of Valid	N of Miss	Yes	No
6th	18	1	38.9	61.1
7th	114	6	28.1	71.9
8th	117	4	36.8	63.2
9th	98	10	43.9	56.1
10th	97	10	56.7	43.3
11th	72	6	40.3	59.7
12th	71	2	29.6	70.4
Jr Hi	249	11	32.9	67.1
Sr Hi	338	28	43.8	56.2
Total	587	39	39.2	60.8

Table 5.55: Have you participated in the student assistance program?

Grade Level	N of Valid	N of Miss	Yes	No
6th	19	0	10.5	89.5
7th	113	7	10.6	89.4
8th	119	2	5.9	94.1
9th	99	9	2.0	98.0
10th	97	10	10.3	89.7
11th	72	6	11.1	88.9
12th	72	1	5.6	94.4
Jr Hi	251	9	8.4	91.6
Sr Hi	340	26	7.1	92.9
Total	591	35	7.6	92.4

Table 5.56: If you participated, was the student assistance program helpful?

Grade Level	N of Valid	N of Miss	Yes	No
6th	18	1	27.8	72.2
7th	110	10	18.2	81.8
8th	113	8	15.0	85.0
9th	74	34	4.1	95.9
10th	87	20	13.8	86.2
11th	64	14	12.5	87.5
12th	60	13	5.0	95.0
Jr Hi	241	19	17.4	82.6
Sr Hi	285	81	9.1	90.9
Total	526	100	12.9	87.1

5.3 Harmful To Health

Table 5.57: Do you feel that using cigarettes is harmful to your health?

Grade Level	N of Valid	N of Miss	No Harm	Some Harm	Harmful	Very Harmful
6th	19	0	5.3	0.0	36.8	57.9
7th	120	0	8.3	18.3	30.8	42.5
8th	120	1	5.8	18.3	30.8	45.0
9th	107	1	2.8	36.4	24.3	36.4
10th	98	9	9.2	19.4	33.7	37.8
11th	75	3	14.7	21.3	25.3	38.7
12th	73	0	4.1	19.2	41.1	35.6
Jr Hi	259	1	6.9	17.0	31.3	44.8
Sr Hi	353	13	7.4	24.9	30.6	37.1
Total	612	14	7.2	21.6	30.9	40.4

Table 5.58: Do you feel that using smokeless tobacco is harmful to your health?

Grade Level	N of Valid	N of Miss	No Harm	Some Harm	Harmful	Very Harmful
6th	19	0	5.3	10.5	42.1	42.1
7th	120	0	12.5	25.0	29.2	33.3
8th	119	2	9.2	22.7	29.4	38.7
9th	107	1	9.3	39.3	19.6	31.8
10th	98	9	7.1	28.6	23.5	40.8
11th	75	3	14.7	26.7	22.7	36.0
12th	73	0	2.7	32.9	31.5	32.9
Jr Hi	258	2	10.5	22.9	30.2	36.4
Sr Hi	353	13	8.5	32.3	23.8	35.4
Total	611	15	9.3	28.3	26.5	35.8

Table 5.59: Do you feel that using cigars is harmful to your health?

Grade Level	N of Valid	N of Miss	No Harm	Some Harm	Harmful	Very Harmful
6th	19	0	5.3	0.0	42.1	52.6
7th	119	1	11.8	21.0	31.1	36.1
8th	120	1	5.0	24.2	28.3	42.5
9th	107	1	2.8	36.4	26.2	34.6
10th	98	9	7.1	23.5	28.6	40.8
11th	75	3	14.7	20.0	28.0	37.3
12th	73	0	2.7	24.7	39.7	32.9
Jr Hi	258	2	8.1	20.9	30.6	40.3
Sr Hi	353	13	6.5	26.9	30.0	36.5
Total	611	15	7.2	24.4	30.3	38.1

Table 5.60: Do you feel that using beer is harmful to your health?

Grade Level	N of Valid	N of Miss	No Harm	Some Harm	Harmful	Very Harmful
6th	19	0	10.5	15.8	42.1	31.6
7th	120	0	10.8	21.7	27.5	40.0
8th	120	1	8.3	26.7	27.5	37.5
9th	107	1	8.4	37.4	23.4	30.8
10th	99	8	12.1	29.3	21.2	37.4
11th	74	4	17.6	28.4	20.3	33.8
12th	73	0	5.5	35.6	32.9	26.0
Jr Hi	259	1	9.7	23.6	28.6	38.2
Sr Hi	353	13	10.8	32.9	24.1	32.3
Total	612	14	10.3	28.9	26.0	34.8

Table 5.61: Do you feel that using wine coolers is harmful to your health?

Grade Level	N of Valid	N of Miss	No Harm	Some Harm	Harmful	Very Harmful
6th	19	0	10.5	31.6	26.3	31.6
7th	120	0	14.2	28.3	22.5	35.0
8th	119	2	13.4	33.6	25.2	27.7
9th	107	1	18.7	36.4	20.6	24.3
10th	99	8	14.1	29.3	22.2	34.3
11th	75	3	25.3	28.0	21.3	25.3
12th	73	0	8.2	39.7	27.4	24.7
Jr Hi	258	2	13.6	31.0	24.0	31.4
Sr Hi	354	12	16.7	33.3	22.6	27.4
Total	612	14	15.4	32.4	23.2	29.1

Table 5.62: Do you feel that using liquor is harmful to your health?

Grade Level	N of Valid	N of Miss	No Harm	Some Harm	Harmful	Very Harmful
6th	19	0	10.5	10.5	26.3	52.6
7th	119	1	9.2	16.0	27.7	47.1
8th	120	1	5.8	15.8	35.0	43.3
9th	107	1	6.5	33.6	25.2	34.6
10th	99	8	9.1	25.3	25.3	40.4
11th	75	3	18.7	17.3	30.7	33.3
12th	73	0	5.5	23.3	38.4	32.9
Jr Hi	258	2	7.8	15.5	31.0	45.7
Sr Hi	354	12	9.6	25.7	29.1	35.6
Total	612	14	8.8	21.4	29.9	39.9

Table 5.63: Do you feel that using marijuana is harmful to your health?

Grade Level	N of Valid	N of Miss	No Harm	Some Harm	Harmful	Very Harmful
6th	19	0	5.3	0.0	15.8	78.9
7th	119	1	9.2	6.7	9.2	74.8
8th	120	1	4.2	6.7	9.2	80.0
9th	107	1	12.1	13.1	11.2	63.6
10th	98	9	9.2	11.2	18.4	61.2
11th	74	4	16.2	5.4	21.6	56.8
12th	73	0	8.2	12.3	19.2	60.3
Jr Hi	258	2	6.6	6.2	9.7	77.5
Sr Hi	352	14	11.4	10.8	17.0	60.8
Total	610	16	9.3	8.9	13.9	67.9

Table 5.64: Do you feel that using cocaine is harmful to your health?

Grade Level	N of Valid	N of Miss	No Harm	Some Harm	Harmful	Very Harmful
6th	19	0	5.3	0.0	0.0	94.7
7th	119	1	6.7	2.5	8.4	82.4
8th	120	1	0.8	3.3	6.7	89.2
9th	107	1	1.9	1.9	12.1	84.1
10th	98	9	7.1	2.0	16.3	74.5
11th	74	4	6.8	4.1	12.2	77.0
12th	73	0	0.0	2.7	6.8	90.4
Jr Hi	258	2	3.9	2.7	7.0	86.4
Sr Hi	352	14	4.0	2.6	12.2	81.3
Total	610	16	3.9	2.6	10.0	83.4

Table 5.65: Do you feel that using uppers is harmful to your health?

Grade Level	N of Valid	N of Miss	No Harm	Some Harm	Harmful	Very Harmful
6th	18	1	5.6	5.6	11.1	77.8
7th	119	1	7.6	2.5	10.9	79.0
8th	120	1	1.7	0.8	5.8	91.7
9th	107	1	1.9	4.7	7.5	86.0
10th	98	9	7.1	1.0	14.3	77.6
11th	74	4	8.1	2.7	9.5	79.7
12th	73	0	0.0	2.7	9.6	87.7
Jr Hi	257	3	4.7	1.9	8.6	84.8
Sr Hi	352	14	4.3	2.8	10.2	82.7
Total	609	17	4.4	2.5	9.5	83.6

Table 5.66: Do you feel that using downers is harmful to your health?

Grade Level	N of Valid	N of Miss	No Harm	Some Harm	Harmful	Very Harmful
6th	19	0	5.3	10.5	26.3	57.9
7th	120	0	7.5	5.0	16.7	70.8
8th	120	1	2.5	5.0	17.5	75.0
9th	107	1	4.7	3.7	12.1	79.4
10th	98	9	7.1	2.0	20.4	70.4
11th	73	5	9.6	1.4	23.3	65.8
12th	73	0	1.4	4.1	12.3	82.2
Jr Hi	259	1	5.0	5.4	17.8	71.8
Sr Hi	351	15	5.7	2.8	16.8	74.6
Total	610	16	5.4	3.9	17.2	73.4

Table 5.67: Do you feel that using inhalants is harmful to your health?

Grade Level	N of Valid	N of Miss	No Harm	Some Harm	Harmful	Very Harmful
6th	19	0	5.3	31.6	10.5	52.6
7th	120	0	9.2	5.8	20.0	65.0
8th	120	1	1.7	6.7	18.3	73.3
9th	106	2	4.7	3.8	15.1	76.4
10th	98	9	6.1	7.1	22.4	64.3
11th	74	4	6.8	4.1	17.6	71.6
12th	73	0	0.0	4.1	15.1	80.8
Jr Hi	259	1	5.4	8.1	18.5	68.0
Sr Hi	351	15	4.6	4.8	17.7	72.9
Total	610	16	4.9	6.2	18.0	70.8

Table 5.68: Do you feel that using hallucinogens is harmful to your health?

Grade Level	N of Valid	N of Miss	No Harm	Some Harm	Harmful	Very Harmful
6th	18	1	5.6	11.1	27.8	55.6
7th	120	0	7.5	4.2	18.3	70.0
8th	119	2	0.8	3.4	11.8	84.0
9th	107	1	1.9	1.9	10.3	86.0
10th	98	9	6.1	3.1	16.3	74.5
11th	74	4	8.1	0.0	12.2	79.7
12th	73	0	0.0	2.7	9.6	87.7
Jr Hi	257	3	4.3	4.3	16.0	75.5
Sr Hi	352	14	4.0	2.0	12.2	81.8
Total	609	17	4.1	3.0	13.8	79.1

Table 5.69: Do you feel that using heroin is harmful to your health?

Grade Level	N of Valid	N of Miss	No Harm	Some Harm	Harmful	Very Harmful
6th	18	1	5.6	5.6	22.2	66.7
7th	120	0	9.2	4.2	10.8	75.8
8th	120	1	1.7	1.7	8.3	88.3
9th	106	2	1.9	0.0	6.6	91.5
10th	98	9	5.1	2.0	15.3	77.6
11th	72	6	6.9	2.8	9.7	80.6
12th	73	0	0.0	2.7	8.2	89.0
Jr Hi	258	2	5.4	3.1	10.5	81.0
Sr Hi	349	17	3.4	1.7	10.0	84.8
Total	607	19	4.3	2.3	10.2	83.2

Table 5.70: Do you feel that using steroids is harmful to your health?

Grade Level	N of Valid	N of Miss	No Harm	Some Harm	Harmful	Very Harmful
6th	17	2	5.9	5.9	23.5	64.7
7th	119	1	8.4	8.4	21.0	62.2
8th	119	2	0.8	4.2	14.3	80.7
9th	106	2	2.8	8.5	11.3	77.4
10th	98	9	6.1	2.0	21.4	70.4
11th	72	6	8.3	2.8	13.9	75.0
12th	73	0	1.4	6.8	13.7	78.1
Jr Hi	255	5	4.7	6.3	18.0	71.0
Sr Hi	349	17	4.6	5.2	15.2	75.1
Total	604	22	4.6	5.6	16.4	73.3

Table 5.71: Do you feel that using ecstasy is harmful to your health?

Grade Level	N of Valid	N of Miss	No Harm	Some Harm	Harmful	Very Harmful
6th	17	2	5.9	5.9	17.6	70.6
7th	119	1	8.4	8.4	14.3	68.9
8th	119	2	1.7	0.8	8.4	89.1
9th	106	2	1.9	1.9	5.7	90.6
10th	97	10	6.2	2.1	12.4	79.4
11th	73	5	11.0	1.4	11.0	76.7
12th	73	0	1.4	4.1	8.2	86.3
Jr Hi	255	5	5.1	4.7	11.8	78.4
Sr Hi	349	17	4.9	2.3	9.2	83.7
Total	604	22	5.0	3.3	10.3	81.5

Table 5.72: Do you feel that using OxyContin is harmful to your health?

Grade Level	N of Valid	N of Miss	No Harm	Some Harm	Harmful	Very Harmful
6th	18	1	11.1	5.6	16.7	66.7
7th	119	1	8.4	2.5	13.4	75.6
8th	120	1	1.7	1.7	4.2	92.5
9th	107	1	2.8	2.8	5.6	88.8
10th	99	8	10.1	3.0	12.1	74.7
11th	73	5	8.2	2.7	11.0	78.1
12th	73	0	0.0	5.5	6.8	87.7
Jr Hi	257	3	5.4	2.3	9.3	82.9
Sr Hi	352	14	5.4	3.4	8.8	82.4
Total	609	17	5.4	3.0	9.0	82.6

5.4 Within The Past Year How Often Have You Used

Table 5.73: Within the past year how often have you smoked cigarettes?

Grade Level	N of Valid	N of Miss	Did Not Use	1/yr	6/yr	1/mo	2/mo	1/wk	3/wk	Every Day
6th	19	0	94.7	0.0	0.0	0.0	0.0	0.0	0.0	5.3
7th	120	0	73.3	5.0	3.3	0.8	0.8	5.0	2.5	9.2
8th	121	0	65.3	5.8	0.8	1.7	1.7	4.1	6.6	14.0
9th	106	2	50.0	7.5	1.9	0.0	3.8	3.8	10.4	22.6
10th	97	10	48.5	6.2	8.2	3.1	4.1	8.2	7.2	14.4
11th	73	5	47.9	6.8	2.7	4.1	4.1	2.7	5.5	26.0
12th	73	0	56.2	4.1	1.4	2.7	1.4	1.4	8.2	24.7
Jr Hi	260	0	71.2	5.0	1.9	1.2	1.2	4.2	4.2	11.2
Sr Hi	349	17	50.4	6.3	3.7	2.3	3.4	4.3	8.0	21.5
Total	609	17	59.3	5.7	3.0	1.8	2.5	4.3	6.4	17.1

Table 5.74: Within the past year how often have you used smokeless tobacco?

Grade Level	N of Valid	N of Miss	Did Not Use	1/yr	6/yr	1/mo	2/mo	1/wk	3/wk	Every Day
6th	19	0	89.5	0.0	0.0	0.0	0.0	0.0	0.0	10.5
7th	119	1	77.3	2.5	0.0	0.0	3.4	1.7	6.7	8.4
8th	120	1	72.5	7.5	1.7	0.8	0.8	4.2	1.7	10.8
9th	105	3	65.7	2.9	3.8	2.9	1.0	2.9	5.7	15.2
10th	98	9	68.4	3.1	6.1	1.0	0.0	3.1	6.1	12.2
11th	73	5	75.3	5.5	2.7	1.4	1.4	1.4	0.0	12.3
12th	73	0	74.0	8.2	0.0	0.0	0.0	2.7	1.4	13.7
Jr Hi	258	2	76.0	4.7	0.8	0.4	1.9	2.7	3.9	9.7
Sr Hi	349	17	70.2	4.6	3.4	1.4	0.6	2.6	3.7	13.5
Total	607	19	72.7	4.6	2.3	1.0	1.2	2.6	3.8	11.9

Table 5.75: Within the past year how often have you smoked cigars?

Grade Level	N of Valid	N of Miss	Did Not Use	1/yr	6/yr	1/mo	2/mo	1/wk	3/wk	Every Day
6th	19	0	94.7	0.0	0.0	0.0	0.0	0.0	0.0	5.3
7th	120	0	85.0	2.5	1.7	3.3	0.0	2.5	0.0	5.0
8th	119	2	82.4	6.7	2.5	1.7	0.0	0.8	2.5	3.4
9th	105	3	68.6	11.4	3.8	5.7	1.0	4.8	1.9	2.9
10th	97	10	76.3	4.1	7.2	3.1	3.1	1.0	2.1	3.1
11th	73	5	72.6	2.7	5.5	4.1	2.7	5.5	0.0	6.8
12th	73	0	78.1	5.5	6.8	4.1	1.4	2.7	0.0	1.4
Jr Hi	258	2	84.5	4.3	1.9	2.3	0.0	1.6	1.2	4.3
Sr Hi	348	18	73.6	6.3	5.7	4.3	2.0	3.4	1.1	3.4
Total	606	20	78.2	5.4	4.1	3.5	1.2	2.6	1.2	3.8

Table 5.76: Within the past year how often have you drunk beer?

Grade Level	N of Valid	N of Miss	Did Not Use	1/yr	6/yr	1/mo	2/mo	1/wk	3/wk	Every Day
6th	19	0	84.2	5.3	0.0	5.3	0.0	0.0	0.0	5.3
7th	119	1	71.4	12.6	3.4	4.2	0.8	1.7	2.5	3.4
8th	119	2	63.0	9.2	5.0	9.2	3.4	3.4	5.9	0.8
9th	106	2	41.5	17.9	9.4	3.8	8.5	13.2	5.7	0.0
10th	98	9	49.0	12.2	6.1	4.1	7.1	12.2	4.1	5.1
11th	74	4	43.2	9.5	6.8	9.5	8.1	12.2	4.1	6.8
12th	73	0	49.3	6.8	2.7	5.5	12.3	12.3	8.2	2.7
Jr Hi	257	3	68.5	10.5	3.9	6.6	1.9	2.3	3.9	2.3
Sr Hi	351	15	45.6	12.3	6.6	5.4	8.8	12.5	5.4	3.4
Total	608	18	55.3	11.5	5.4	5.9	5.9	8.2	4.8	3.0

Table 5.77: Within the past year how often have you drunk wine coolers?

Grade Level	N of Valid	N of Miss	Did Not Use	1/yr	6/yr	1/mo	2/mo	1/wk	3/wk	Every Day
6th	19	0	78.9	15.8	0.0	0.0	0.0	0.0	0.0	5.3
7th	120	0	80.8	5.0	1.7	2.5	1.7	2.5	1.7	4.2
8th	121	0	62.8	15.7	7.4	7.4	0.8	2.5	3.3	0.0
9th	106	2	48.1	21.7	2.8	2.8	7.5	10.4	5.7	0.9
10th	98	9	58.2	10.2	7.1	3.1	9.2	7.1	1.0	4.1
11th	74	4	51.4	14.9	10.8	4.1	2.7	5.4	5.4	5.4
12th	73	0	53.4	8.2	5.5	5.5	13.7	11.0	1.4	1.4
Jr Hi	260	0	72.3	10.8	4.2	4.6	1.2	2.3	2.3	2.3
Sr Hi	351	15	52.7	14.2	6.3	3.7	8.3	8.5	3.4	2.8
Total	611	15	61.0	12.8	5.4	4.1	5.2	5.9	2.9	2.6

Table 5.78: Within the past year how often have you drunk liquor?

Grade Level	N of Valid	N of Miss	Did Not Use	1/yr	6/yr	1/mo	2/mo	1/wk	3/wk	Every Day
6th	19	0	89.5	0.0	0.0	5.3	0.0	0.0	0.0	5.3
7th	120	0	83.3	5.0	2.5	2.5	0.0	0.8	0.8	5.0
8th	121	0	71.9	12.4	2.5	4.1	0.8	4.1	4.1	0.0
9th	106	2	43.4	15.1	10.4	4.7	10.4	9.4	5.7	0.9
10th	98	9	48.0	11.2	10.2	4.1	10.2	8.2	3.1	5.1
11th	73	5	43.8	11.0	8.2	11.0	6.8	9.6	4.1	5.5
12th	73	0	45.2	13.7	5.5	2.7	9.6	15.1	6.8	1.4
Jr Hi	260	0	78.5	8.1	2.3	3.5	0.4	2.3	2.3	2.7
Sr Hi	350	16	45.1	12.9	8.9	5.4	9.4	10.3	4.9	3.1
Total	610	16	59.3	10.8	6.1	4.6	5.6	6.9	3.8	3.0

Table 5.79: Within the past year how often have you smoked marijuana?

Grade Level	N of Valid	N of Miss	Did Not Use	1/yr	6/yr	1/mo	2/mo	1/wk	3/wk	Every Day
6th	19	0	94.7	0.0	0.0	0.0	0.0	0.0	0.0	5.3
7th	120	0	90.8	2.5	0.8	0.8	0.8	0.0	0.8	3.3
8th	121	0	90.9	2.5	0.8	0.8	0.8	1.7	0.8	1.7
9th	106	2	75.5	4.7	5.7	3.8	2.8	2.8	2.8	1.9
10th	97	10	75.3	8.2	4.1	2.1	1.0	3.1	2.1	4.1
11th	74	4	75.7	8.1	1.4	1.4	1.4	2.7	1.4	8.1
12th	73	0	74.0	4.1	4.1	2.7	4.1	5.5	4.1	1.4
Jr Hi	260	0	91.2	2.3	0.8	0.8	0.8	0.8	0.8	2.7
Sr Hi	350	16	75.1	6.3	4.0	2.6	2.3	3.4	2.6	3.7
Total	610	16	82.0	4.6	2.6	1.8	1.6	2.3	1.8	3.3

Table 5.80: Within the past year how often have you used cocaine?

Grade Level	N of Valid	N of Miss	Did Not Use	1/yr	6/yr	1/mo	2/mo	1/wk	3/wk	Every Day
6th	19	0	94.7	0.0	0.0	0.0	0.0	0.0	0.0	5.3
7th	120	0	93.3	0.8	0.8	0.8	0.0	0.0	0.8	3.3
8th	121	0	98.3	0.8	0.0	0.8	0.0	0.0	0.0	0.0
9th	106	2	91.5	3.8	0.9	1.9	0.9	0.9	0.0	0.0
10th	96	11	90.6	2.1	3.1	0.0	0.0	2.1	0.0	2.1
11th	73	5	91.8	0.0	1.4	1.4	1.4	0.0	0.0	4.1
12th	73	0	89.0	2.7	4.1	2.7	0.0	0.0	0.0	1.4
Jr Hi	260	0	95.8	0.8	0.4	0.8	0.0	0.0	0.4	1.9
Sr Hi	348	18	90.8	2.3	2.3	1.4	0.6	0.9	0.0	1.7
Total	608	18	92.9	1.6	1.5	1.2	0.3	0.5	0.2	1.8

Table 5.81: Within the past year how often have you used uppers?

Grade Level	N of Valid	N of Miss	Did Not Use	1/yr	6/yr	1/mo	2/mo	1/wk	3/wk	Every Day
6th	19	0	94.7	0.0	0.0	0.0	0.0	0.0	0.0	5.3
7th	120	0	94.2	0.8	0.0	0.8	0.8	0.0	0.0	3.3
8th	121	0	97.5	0.8	0.8	0.0	0.0	0.8	0.0	0.0
9th	106	2	91.5	1.9	0.9	1.9	0.0	1.9	0.9	0.9
10th	96	11	89.6	3.1	1.0	1.0	1.0	1.0	1.0	2.1
11th	74	4	90.5	4.1	0.0	0.0	0.0	2.7	0.0	2.7
12th	73	0	89.0	1.4	5.5	0.0	1.4	0.0	1.4	1.4
Jr Hi	260	0	95.8	0.8	0.4	0.4	0.4	0.4	0.0	1.9
Sr Hi	349	17	90.3	2.6	1.7	0.9	0.6	1.4	0.9	1.7
Total	609	17	92.6	1.8	1.1	0.7	0.5	1.0	0.5	1.8

Table 5.82: Within the past year how often have you used downers?

Grade Level	N of Valid	N of Miss	Did Not Use	1/yr	6/yr	1/mo	2/mo	1/wk	3/wk	Every Day
6th	19	0	94.7	0.0	0.0	0.0	0.0	0.0	0.0	5.3
7th	120	0	94.2	0.8	0.0	0.8	0.0	0.0	0.0	4.2
8th	121	0	97.5	1.7	0.0	0.8	0.0	0.0	0.0	0.0
9th	106	2	90.6	0.9	1.9	0.9	0.9	1.9	0.9	1.9
10th	96	11	89.6	5.2	0.0	1.0	0.0	1.0	2.1	1.0
11th	74	4	90.5	0.0	0.0	1.4	2.7	1.4	1.4	2.7
12th	72	1	90.3	2.8	2.8	0.0	1.4	2.8	0.0	0.0
Jr Hi	260	0	95.8	1.2	0.0	0.8	0.0	0.0	0.0	2.3
Sr Hi	348	18	90.2	2.3	1.1	0.9	1.1	1.7	1.1	1.4
Total	608	18	92.6	1.8	0.7	0.8	0.7	1.0	0.7	1.8

Table 5.83: Within the past year how often have you used inhalants?

Grade Level	N of Valid	N of Miss	Did Not Use	1/yr	6/yr	1/mo	2/mo	1/wk	3/wk	Every Day
6th	19	0	94.7	0.0	0.0	0.0	0.0	0.0	0.0	5.3
7th	120	0	93.3	0.0	0.0	1.7	0.8	0.0	0.8	3.3
8th	121	0	94.2	3.3	1.7	0.0	0.8	0.0	0.0	0.0
9th	106	2	92.5	2.8	0.9	1.9	0.0	0.9	0.9	0.0
10th	96	11	95.8	2.1	0.0	0.0	0.0	0.0	1.0	1.0
11th	74	4	91.9	1.4	1.4	1.4	0.0	1.4	0.0	2.7
12th	73	0	93.2	2.7	2.7	0.0	1.4	0.0	0.0	0.0
Jr Hi	260	0	93.8	1.5	0.8	0.8	0.8	0.0	0.4	1.9
Sr Hi	349	17	93.4	2.3	1.1	0.9	0.3	0.6	0.6	0.9
Total	609	17	93.6	2.0	1.0	0.8	0.5	0.3	0.5	1.3

Table 5.84: Within the past year how often have you used hallucinogens?

Grade Level	N of Valid	N of Miss	Did Not Use	1/yr	6/yr	1/mo	2/mo	1/wk	3/wk	Every Day
6th	19	0	94.7	0.0	0.0	0.0	0.0	0.0	0.0	5.3
7th	120	0	94.2	0.0	0.0	1.7	0.0	0.0	0.8	3.3
8th	121	0	98.3	0.8	0.0	0.0	0.0	0.0	0.8	0.0
9th	106	2	93.4	1.9	0.9	0.9	0.9	0.9	0.9	0.0
10th	96	11	95.8	2.1	0.0	0.0	0.0	0.0	1.0	1.0
11th	74	4	91.9	1.4	0.0	0.0	2.7	1.4	0.0	2.7
12th	73	0	95.9	1.4	0.0	1.4	1.4	0.0	0.0	0.0
Jr Hi	260	0	96.2	0.4	0.0	0.8	0.0	0.0	0.8	1.9
Sr Hi	349	17	94.3	1.7	0.3	0.6	1.1	0.6	0.6	0.9
Total	609	17	95.1	1.1	0.2	0.7	0.7	0.3	0.7	1.3

Table 5.85: Within the past year how often have you used heroin?

Grade Level	N of Valid	N of Miss	Did Not Use	1/yr	6/yr	1/mo	2/mo	1/wk	3/wk	Every Day
6th	19	0	94.7	0.0	0.0	0.0	0.0	0.0	0.0	5.3
7th	119	1	95.0	0.0	0.0	1.7	0.0	0.8	0.0	2.5
8th	121	0	99.2	0.0	0.0	0.0	0.8	0.0	0.0	0.0
9th	106	2	96.2	1.9	0.0	0.9	0.9	0.0	0.0	0.0
10th	96	11	92.7	1.0	2.1	1.0	0.0	0.0	1.0	2.1
11th	73	5	91.8	0.0	1.4	1.4	0.0	0.0	1.4	4.1
12th	73	0	95.9	0.0	2.7	1.4	0.0	0.0	0.0	0.0
Jr Hi	259	1	96.9	0.0	0.0	0.8	0.4	0.4	0.0	1.5
Sr Hi	348	18	94.3	0.9	1.4	1.1	0.3	0.0	0.6	1.4
Total	607	19	95.4	0.5	0.8	1.0	0.3	0.2	0.3	1.5

Table 5.86: Within the past year how often have you used steroids?

Grade Level	N of Valid	N of Miss	Did Not Use	1/yr	6/yr	1/mo	2/mo	1/wk	3/wk	Every Day
6th	19	0	94.7	0.0	0.0	0.0	0.0	0.0	0.0	5.3
7th	119	1	95.0	0.0	0.0	0.8	0.0	1.7	0.0	2.5
8th	121	0	99.2	0.0	0.0	0.0	0.0	0.8	0.0	0.0
9th	106	2	98.1	0.9	0.0	0.0	0.0	0.9	0.0	0.0
10th	96	11	95.8	1.0	1.0	0.0	0.0	0.0	0.0	2.1
11th	73	5	93.2	0.0	0.0	0.0	0.0	2.7	0.0	4.1
12th	73	0	98.6	1.4	0.0	0.0	0.0	0.0	0.0	0.0
Jr Hi	259	1	96.9	0.0	0.0	0.4	0.0	1.2	0.0	1.5
Sr Hi	348	18	96.6	0.9	0.3	0.0	0.0	0.9	0.0	1.4
Total	607	19	96.7	0.5	0.2	0.2	0.0	1.0	0.0	1.5

Table 5.87: Within the past year how often have you used ecstasy?

Grade Level	N of Valid	N of Miss	Did Not Use	1/yr	6/yr	1/mo	2/mo	1/wk	3/wk	Every Day
6th	19	0	94.7	0.0	0.0	0.0	0.0	0.0	0.0	5.3
7th	119	1	95.0	0.0	0.8	0.8	0.0	0.8	0.0	2.5
8th	121	0	97.5	0.0	0.8	1.7	0.0	0.0	0.0	0.0
9th	106	2	93.4	1.9	0.9	0.0	0.9	1.9	0.9	0.0
10th	96	11	92.7	2.1	2.1	0.0	0.0	0.0	0.0	3.1
11th	74	4	87.8	2.7	1.4	1.4	1.4	0.0	1.4	4.1
12th	73	0	95.9	1.4	0.0	0.0	2.7	0.0	0.0	0.0
Jr Hi	259	1	96.1	0.0	0.8	1.2	0.0	0.4	0.0	1.5
Sr Hi	349	17	92.6	2.0	1.1	0.3	1.1	0.6	0.6	1.7
Total	608	18	94.1	1.2	1.0	0.7	0.7	0.5	0.3	1.6

Table 5.88: Within the past year how often have you used OxyContin?

Grade Level	N of Valid	N of Miss	Did Not Use	1/yr	6/yr	1/mo	2/mo	1/wk	3/wk	Every Day
6th	19	0	94.7	0.0	0.0	0.0	0.0	0.0	0.0	5.3
7th	120	0	92.5	0.8	0.0	0.8	0.8	0.0	0.0	5.0
8th	121	0	95.0	1.7	0.8	0.8	0.0	0.8	0.0	0.8
9th	105	3	90.5	4.8	1.0	0.0	1.0	1.9	1.0	0.0
10th	94	13	89.4	6.4	1.1	1.1	0.0	1.1	1.1	0.0
11th	73	5	93.2	0.0	0.0	0.0	1.4	1.4	0.0	4.1
12th	73	0	87.7	5.5	5.5	0.0	0.0	0.0	1.4	0.0
Jr Hi	260	0	93.8	1.2	0.4	0.8	0.4	0.4	0.0	3.1
Sr Hi	345	21	90.1	4.3	1.7	0.3	0.6	1.2	0.9	0.9
Total	605	21	91.7	3.0	1.2	0.5	0.5	0.8	0.5	1.8

Table 5.89: Within the past year how often have you used tobacco?

Grade Level	N of Valid	N of Miss	Did Not Use	1/yr	6/yr	1/mo	2/mo	1/wk	3/wk	Every Day
6th	19	0	89.5	0.0	0.0	0.0	0.0	0.0	0.0	10.5
7th	120	0	64.2	2.5	3.3	0.0	3.3	5.0	9.2	12.5
8th	121	0	55.4	10.7	1.7	1.7	2.5	5.0	5.8	17.4
9th	106	2	38.7	8.5	4.7	0.9	2.8	4.7	9.4	30.2
10th	98	9	41.8	6.1	7.1	2.0	4.1	7.1	8.2	23.5
11th	74	4	43.2	5.4	5.4	2.7	4.1	2.7	5.4	31.1
12th	73	0	46.6	6.8	2.7	2.7	1.4	2.7	4.1	32.9
Jr Hi	260	0	61.9	6.2	2.3	0.8	2.7	4.6	6.9	14.6
Sr Hi	351	15	42.2	6.8	5.1	2.0	3.1	4.6	7.1	29.1
Total	611	15	50.6	6.5	3.9	1.5	2.9	4.6	7.0	22.9

Table 5.90: Within the past year how often have you drunk alcohol?

Grade Level	N of Valid	N of Miss	Did Not Use	1/yr	6/yr	1/mo	2/mo	1/wk	3/wk	Every Day
6th	19	0	73.7	15.8	0.0	5.3	0.0	0.0	0.0	5.3
7th	120	0	70.0	12.5	2.5	5.0	1.7	1.7	1.7	5.0
8th	121	0	52.1	17.4	7.4	9.1	3.3	3.3	6.6	0.8
9th	106	2	29.2	24.5	7.5	4.7	10.4	15.1	6.6	1.9
10th	98	9	40.8	12.2	9.2	5.1	11.2	12.2	4.1	5.1
11th	74	4	31.1	13.5	9.5	13.5	8.1	12.2	5.4	6.8
12th	73	0	35.6	11.0	5.5	6.8	11.0	16.4	11.0	2.7
Jr Hi	260	0	61.9	15.0	4.6	6.9	2.3	2.3	3.8	3.1
Sr Hi	351	15	34.2	16.0	8.0	7.1	10.3	14.0	6.6	4.0
Total	611	15	46.0	15.5	6.5	7.0	6.9	9.0	5.4	3.6

Table 5.91: Within the past year how often have you used illicit drugs?

Grade Level	N of Valid	N of Miss	Did Not Use	1/yr	6/yr	1/mo	2/mo	1/wk	3/wk	Every Day
6th	19	0	94.7	0.0	0.0	0.0	0.0	0.0	0.0	5.3
7th	120	0	89.2	3.3	0.0	1.7	0.0	0.0	0.8	5.0
8th	121	0	88.4	2.5	3.3	0.8	0.8	1.7	0.0	2.5
9th	106	2	71.7	5.7	5.7	2.8	2.8	2.8	3.8	4.7
10th	97	10	74.2	6.2	5.2	2.1	0.0	4.1	3.1	5.2
11th	74	4	71.6	9.5	1.4	2.7	0.0	5.4	1.4	8.1
12th	73	0	71.2	2.7	5.5	2.7	5.5	5.5	4.1	2.7
Jr Hi	260	0	89.2	2.7	1.5	1.2	0.4	0.8	0.4	3.8
Sr Hi	350	16	72.3	6.0	4.6	2.6	2.0	4.3	3.1	5.1
Total	610	16	79.5	4.6	3.3	2.0	1.3	2.8	2.0	4.6

5.5 At What Age Did You First

Table 5.92: At what age did you first smoke cigarettes?

Grade Level	N of Valid	N of Miss	Never Used	8 or Under	9	10	11	12	13	14	15	16	17 or Older
6th	19	0	94.7	5.3	0.0	0.0	0.0	0.0	0.0	0.0	0.0	0.0	0.0
7th	119	1	71.4	10.1	1.7	3.4	6.7	3.4	3.4	0.0	0.0	0.0	0.0
8th	121	0	55.4	7.4	2.5	8.3	6.6	5.8	8.3	5.8	0.0	0.0	0.0
9th	106	2	41.5	12.3	5.7	6.6	2.8	14.2	9.4	4.7	2.8	0.0	0.0
10th	92	15	42.4	5.4	4.3	4.3	5.4	10.9	7.6	8.7	7.6	2.2	1.1
11th	74	4	47.3	2.7	1.4	1.4	1.4	6.8	13.5	8.1	4.1	8.1	5.4
12th	73	0	34.2	8.2	4.1	6.8	4.1	4.1	8.2	6.8	8.2	11.0	4.1
Jr Hi	259	1	65.6	8.5	1.9	5.4	6.2	4.2	5.4	2.7	0.0	0.0	0.0
Sr Hi	345	21	41.4	7.5	4.1	4.9	3.5	9.6	9.6	7.0	5.5	4.6	2.3
Total	604	22	51.8	7.9	3.1	5.1	4.6	7.3	7.8	5.1	3.1	2.6	1.3

Table 5.93: At what age did you first use smokeless tobacco?

Grade Level	N of Valid	N of Miss	Never Used	8 or Under	9	10	11	12	13	14	15	16	17 or Older
6th	19	0	89.5	5.3	0.0	0.0	5.3	0.0	0.0	0.0	0.0	0.0	0.0
7th	119	1	76.5	4.2	2.5	1.7	5.0	8.4	1.7	0.0	0.0	0.0	0.0
8th	121	0	69.4	4.1	3.3	2.5	2.5	0.8	9.9	6.6	0.8	0.0	0.0
9th	106	2	62.3	5.7	0.9	4.7	4.7	6.6	3.8	8.5	2.8	0.0	0.0
10th	91	16	63.7	3.3	1.1	4.4	3.3	5.5	0.0	6.6	9.9	1.1	1.1
11th	73	5	74.0	2.7	0.0	0.0	2.7	0.0	5.5	2.7	5.5	4.1	2.7
12th	73	0	71.2	6.8	0.0	4.1	1.4	1.4	0.0	4.1	2.7	4.1	4.1
Jr Hi	259	1	74.1	4.2	2.7	1.9	3.9	4.2	5.4	3.1	0.4	0.0	0.0
Sr Hi	343	23	67.1	4.7	0.6	3.5	3.2	3.8	2.3	5.8	5.2	2.0	1.7
Total	602	24	70.1	4.5	1.5	2.8	3.5	4.0	3.7	4.7	3.2	1.2	1.0

Table 5.94: At what age did you first smoke cigars?

Grade Level	N of Valid	N of Miss	Never Used	8 or Under	9	10	11	12	13	14	15	16	17 or Older
6th	19	0	94.7	5.3	0.0	0.0	0.0	0.0	0.0	0.0	0.0	0.0	0.0
7th	119	1	84.0	3.4	1.7	1.7	2.5	3.4	3.4	0.0	0.0	0.0	0.0
8th	121	0	78.5	3.3	0.8	1.7	2.5	1.7	3.3	7.4	0.8	0.0	0.0
9th	105	3	66.7	3.8	1.9	5.7	2.9	3.8	5.7	7.6	1.9	0.0	0.0
10th	89	18	67.4	4.5	0.0	5.6	2.2	3.4	1.1	5.6	6.7	2.2	1.1
11th	73	5	74.0	2.7	0.0	1.4	0.0	2.7	2.7	4.1	5.5	4.1	2.7
12th	72	1	68.1	2.8	0.0	1.4	1.4	2.8	5.6	5.6	1.4	2.8	8.3
Jr Hi	259	1	82.2	3.5	1.2	1.5	2.3	2.3	3.1	3.5	0.4	0.0	0.0
Sr Hi	339	27	68.7	3.5	0.6	3.8	1.8	3.2	3.8	5.9	3.8	2.1	2.7
Total	598	28	74.6	3.5	0.8	2.8	2.0	2.8	3.5	4.8	2.3	1.2	1.5

Table 5.95: At what age did you first drink beer?

Grade Level	N of Valid	N of Miss	Never Used	8 or Under	9	10	11	12	13	14	15	16	17 or Older
6th	19	0	84.2	5.3	0.0	5.3	5.3	0.0	0.0	0.0	0.0	0.0	0.0
7th	118	2	74.6	6.8	4.2	1.7	3.4	6.8	1.7	0.8	0.0	0.0	0.0
8th	121	0	58.7	5.0	1.7	3.3	3.3	7.4	9.1	9.1	2.5	0.0	0.0
9th	105	3	32.4	11.4	2.9	2.9	4.8	8.6	17.1	10.5	9.5	0.0	0.0
10th	91	16	44.0	4.4	0.0	2.2	3.3	8.8	9.9	9.9	9.9	5.5	2.2
11th	74	4	43.2	5.4	0.0	0.0	4.1	1.4	6.8	12.2	10.8	4.1	12.2
12th	73	0	39.7	2.7	1.4	0.0	5.5	4.1	5.5	8.2	12.3	9.6	11.0
Jr Hi	258	2	67.8	5.8	2.7	2.7	3.5	6.6	5.0	4.7	1.2	0.0	0.0
Sr Hi	343	23	39.4	6.4	1.2	1.5	4.4	6.1	10.5	10.2	10.5	4.4	5.5
Total	601	25	51.6	6.2	1.8	2.0	4.0	6.3	8.2	7.8	6.5	2.5	3.2

Table 5.96: At what age did you first drink wine coolers?

Grade Level	N of Valid	N of Miss	Never Used	8 or Under	9	10	11	12	13	14	15	16	17 or Older
6th	19	0	78.9	10.5	0.0	5.3	5.3	0.0	0.0	0.0	0.0	0.0	0.0
7th	119	1	77.3	2.5	5.0	2.5	1.7	9.2	0.8	0.8	0.0	0.0	0.0
8th	121	0	59.5	4.1	2.5	4.1	5.0	6.6	9.9	6.6	1.7	0.0	0.0
9th	105	3	41.9	8.6	1.0	3.8	4.8	7.6	17.1	8.6	6.7	0.0	0.0
10th	91	16	53.8	3.3	2.2	2.2	2.2	3.3	7.7	8.8	11.0	3.3	2.2
11th	74	4	45.9	2.7	1.4	1.4	2.7	2.7	8.1	6.8	16.2	5.4	6.8
12th	72	1	36.1	2.8	1.4	1.4	0.0	4.2	5.6	5.6	19.4	18.1	5.6
Jr Hi	259	1	69.1	3.9	3.5	3.5	3.5	7.3	5.0	3.5	0.8	0.0	0.0
Sr Hi	342	24	44.7	4.7	1.5	2.3	2.6	4.7	10.2	7.6	12.6	5.8	3.2
Total	601	25	55.2	4.3	2.3	2.8	3.0	5.8	8.0	5.8	7.5	3.3	1.8

Table 5.97: At what age did you first drink liquor?

Grade Level	N of Valid	N of Miss	Never Used	8 or Under	9	10	11	12	13	14	15	16	17 or Older
6th	19	0	89.5	5.3	0.0	5.3	0.0	0.0	0.0	0.0	0.0	0.0	0.0
7th	118	2	83.9	2.5	2.5	0.0	2.5	5.9	1.7	0.8	0.0	0.0	0.0
8th	121	0	70.2	3.3	0.8	0.8	3.3	6.6	8.3	5.8	0.8	0.0	0.0
9th	105	3	41.9	5.7	2.9	1.0	1.9	5.7	13.3	16.2	10.5	1.0	0.0
10th	90	17	47.8	2.2	2.2	1.1	0.0	2.2	6.7	14.4	14.4	7.8	1.1
11th	74	4	44.6	1.4	1.4	0.0	1.4	2.7	9.5	9.5	12.2	6.8	10.8
12th	73	0	39.7	2.7	0.0	0.0	0.0	5.5	5.5	4.1	15.1	16.4	11.0
Jr Hi	258	2	77.9	3.1	1.6	0.8	2.7	5.8	4.7	3.1	0.4	0.0	0.0
Sr Hi	342	24	43.6	3.2	1.8	0.6	0.9	4.1	9.1	11.7	12.9	7.3	5.0
Total	600	26	58.3	3.2	1.7	0.7	1.7	4.8	7.2	8.0	7.5	4.2	2.8

Table 5.98: At what age did you first smoke marijuana?

Grade Level	N of Valid	N of Miss	Never Used	8 or Under	9	10	11	12	13	14	15	16	17 or Older
6th	19	0	94.7	5.3	0.0	0.0	0.0	0.0	0.0	0.0	0.0	0.0	0.0
7th	118	2	92.4	1.7	1.7	0.0	0.0	2.5	0.8	0.8	0.0	0.0	0.0
8th	121	0	90.1	0.0	0.0	1.7	0.0	1.7	4.1	1.7	0.8	0.0	0.0
9th	105	3	73.3	0.0	2.9	1.0	2.9	1.9	5.7	6.7	5.7	0.0	0.0
10th	91	16	78.0	1.1	0.0	2.2	1.1	2.2	3.3	3.3	8.8	0.0	0.0
11th	74	4	78.4	1.4	0.0	0.0	0.0	2.7	4.1	2.7	5.4	1.4	4.1
12th	73	0	68.5	1.4	1.4	0.0	0.0	4.1	2.7	5.5	4.1	9.6	2.7
Jr Hi	258	2	91.5	1.2	0.8	0.8	0.0	1.9	2.3	1.2	0.4	0.0	0.0
Sr Hi	343	23	74.6	0.9	1.2	0.9	1.2	2.6	4.1	4.7	6.1	2.3	1.5
Total	601	25	81.9	1.0	1.0	0.8	0.7	2.3	3.3	3.2	3.7	1.3	0.8

Table 5.99: At what age did you first use cocaine?

Grade Level	N of Valid	N of Miss	Never Used	8 or Under	9	10	11	12	13	14	15	16	17 or Older
6th	19	0	94.7	5.3	0.0	0.0	0.0	0.0	0.0	0.0	0.0	0.0	0.0
7th	119	1	95.8	0.8	0.0	0.8	0.0	1.7	0.8	0.0	0.0	0.0	0.0
8th	121	0	99.2	0.0	0.8	0.0	0.0	0.0	0.0	0.0	0.0	0.0	0.0
9th	106	2	91.5	0.0	0.0	0.9	1.9	0.0	1.9	1.9	1.9	0.0	0.0
10th	91	16	92.3	1.1	0.0	0.0	2.2	0.0	1.1	1.1	2.2	0.0	0.0
11th	73	5	94.5	1.4	0.0	0.0	0.0	1.4	0.0	1.4	0.0	1.4	0.0
12th	73	0	89.0	0.0	0.0	0.0	0.0	1.4	1.4	1.4	0.0	2.7	4.1
Jr Hi	259	1	97.3	0.8	0.4	0.4	0.0	0.8	0.4	0.0	0.0	0.0	0.0
Sr Hi	343	23	91.8	0.6	0.0	0.3	1.2	0.6	1.2	1.5	1.2	0.9	0.9
Total	602	24	94.2	0.7	0.2	0.3	0.7	0.7	0.8	0.8	0.7	0.5	0.5

Table 5.100: At what age did you first use uppers?

Grade Level	N of Valid	N of Miss	Never Used	8 or Under	9	10	11	12	13	14	15	16	17 or Older
6th	19	0	94.7	5.3	0.0	0.0	0.0	0.0	0.0	0.0	0.0	0.0	0.0
7th	119	1	95.8	0.8	0.0	1.7	0.0	1.7	0.0	0.0	0.0	0.0	0.0
8th	121	0	99.2	0.8	0.0	0.0	0.0	0.0	0.0	0.0	0.0	0.0	0.0
9th	106	2	92.5	0.0	0.0	0.0	1.9	1.9	0.9	2.8	0.0	0.0	0.0
10th	90	17	92.2	0.0	1.1	0.0	0.0	0.0	2.2	2.2	2.2	0.0	0.0
11th	74	4	87.8	1.4	0.0	0.0	0.0	1.4	1.4	1.4	1.4	1.4	4.1
12th	72	1	86.1	0.0	0.0	0.0	0.0	0.0	1.4	2.8	4.2	1.4	4.2
Jr Hi	259	1	97.3	1.2	0.0	0.8	0.0	0.8	0.0	0.0	0.0	0.0	0.0
Sr Hi	342	24	90.1	0.3	0.3	0.0	0.6	0.9	1.5	2.3	1.8	0.6	1.8
Total	601	25	93.2	0.7	0.2	0.3	0.3	0.8	0.8	1.3	1.0	0.3	1.0

Table 5.101: At what age did you first use downers?

Grade Level	N of Valid	N of Miss	Never Used	8 or Under	9	10	11	12	13	14	15	16	17 or Older
6th	19	0	94.7	5.3	0.0	0.0	0.0	0.0	0.0	0.0	0.0	0.0	0.0
7th	119	1	96.6	0.8	0.0	0.8	0.8	0.8	0.0	0.0	0.0	0.0	0.0
8th	121	0	98.3	0.0	0.0	0.8	0.0	0.0	0.0	0.0	0.8	0.0	0.0
9th	106	2	91.5	0.0	0.0	0.0	0.9	0.9	2.8	1.9	1.9	0.0	0.0
10th	91	16	92.3	0.0	0.0	0.0	1.1	0.0	1.1	3.3	2.2	0.0	0.0
11th	74	4	89.2	1.4	0.0	1.4	1.4	0.0	0.0	1.4	2.7	1.4	1.4
12th	73	0	86.3	0.0	0.0	0.0	1.4	0.0	4.1	2.7	1.4	1.4	2.7
Jr Hi	259	1	97.3	0.8	0.0	0.8	0.4	0.4	0.0	0.0	0.4	0.0	0.0
Sr Hi	344	22	90.1	0.3	0.0	0.3	1.2	0.3	2.0	2.3	2.0	0.6	0.9
Total	603	23	93.2	0.5	0.0	0.5	0.8	0.3	1.2	1.3	1.3	0.3	0.5

Table 5.102: At what age did you first use inhalants?

Grade Level	N of Valid	N of Miss	Never Used	8 or Under	9	10	11	12	13	14	15	16	17 or Older
6th	19	0	94.7	5.3	0.0	0.0	0.0	0.0	0.0	0.0	0.0	0.0	0.0
7th	119	1	95.0	1.7	0.0	1.7	0.8	0.8	0.0	0.0	0.0	0.0	0.0
8th	119	2	95.0	0.8	0.0	1.7	0.8	0.8	0.8	0.0	0.0	0.0	0.0
9th	105	3	91.4	0.0	0.0	0.0	0.0	2.9	2.9	2.9	0.0	0.0	0.0
10th	90	17	95.6	1.1	1.1	0.0	0.0	0.0	0.0	1.1	1.1	0.0	0.0
11th	74	4	89.2	1.4	0.0	0.0	0.0	1.4	1.4	1.4	1.4	2.7	1.4
12th	73	0	90.4	0.0	0.0	1.4	0.0	0.0	2.7	0.0	0.0	4.1	1.4
Jr Hi	257	3	94.9	1.6	0.0	1.6	0.8	0.8	0.4	0.0	0.0	0.0	0.0
Sr Hi	342	24	91.8	0.6	0.3	0.3	0.0	1.2	1.8	1.5	0.6	1.5	0.6
Total	599	27	93.2	1.0	0.2	0.8	0.3	1.0	1.2	0.8	0.3	0.8	0.3

Table 5.103: At what age did you first use hallucinogens?

Grade Level	N of Valid	N of Miss	Never Used	8 or Under	9	10	11	12	13	14	15	16	17 or Older
6th	19	0	94.7	5.3	0.0	0.0	0.0	0.0	0.0	0.0	0.0	0.0	0.0
7th	119	1	95.8	1.7	0.8	0.0	0.8	0.8	0.0	0.0	0.0	0.0	0.0
8th	121	0	99.2	0.0	0.0	0.0	0.0	0.8	0.0	0.0	0.0	0.0	0.0
9th	106	2	93.4	0.0	0.9	0.0	0.0	0.0	0.9	1.9	2.8	0.0	0.0
10th	90	17	96.7	0.0	0.0	0.0	0.0	0.0	3.3	0.0	0.0	0.0	0.0
11th	74	4	93.2	1.4	0.0	0.0	0.0	0.0	1.4	1.4	0.0	1.4	1.4
12th	73	0	95.9	0.0	0.0	0.0	1.4	0.0	0.0	0.0	1.4	1.4	0.0
Jr Hi	259	1	97.3	1.2	0.4	0.0	0.4	0.8	0.0	0.0	0.0	0.0	0.0
Sr Hi	343	23	94.8	0.3	0.3	0.0	0.3	0.0	1.5	0.9	1.2	0.6	0.3
Total	602	24	95.8	0.7	0.3	0.0	0.3	0.3	0.8	0.5	0.7	0.3	0.2

Table 5.104: At what age did you first use heroin?

Grade Level	N of Valid	N of Miss	Never Used	8 or Under	9	10	11	12	13	14	15	16	17 or Older
6th	19	0	94.7	5.3	0.0	0.0	0.0	0.0	0.0	0.0	0.0	0.0	0.0
7th	119	1	95.8	1.7	0.0	0.0	1.7	0.8	0.0	0.0	0.0	0.0	0.0
8th	121	0	99.2	0.0	0.0	0.0	0.0	0.0	0.0	0.0	0.8	0.0	0.0
9th	106	2	96.2	0.0	0.0	0.0	0.0	0.9	0.9	1.9	0.0	0.0	0.0
10th	90	17	96.7	0.0	0.0	1.1	0.0	0.0	1.1	0.0	1.1	0.0	0.0
11th	74	4	93.2	1.4	0.0	0.0	0.0	0.0	0.0	1.4	0.0	0.0	4.1
12th	73	0	97.3	0.0	0.0	0.0	0.0	0.0	1.4	0.0	0.0	0.0	1.4
Jr Hi	259	1	97.3	1.2	0.0	0.0	0.8	0.4	0.0	0.0	0.4	0.0	0.0
Sr Hi	343	23	95.9	0.3	0.0	0.3	0.0	0.3	0.9	0.9	0.3	0.0	1.2
Total	602	24	96.5	0.7	0.0	0.2	0.3	0.3	0.5	0.5	0.3	0.0	0.7

Table 5.105: At what age did you first use steroids?

Grade Level	N of Valid	N of Miss	Never Used	8 or Under	9	10	11	12	13	14	15	16	17 or Older
6th	19	0	94.7	5.3	0.0	0.0	0.0	0.0	0.0	0.0	0.0	0.0	0.0
7th	119	1	95.0	1.7	0.8	0.8	0.8	0.8	0.0	0.0	0.0	0.0	0.0
8th	121	0	99.2	0.0	0.0	0.0	0.0	0.0	0.8	0.0	0.0	0.0	0.0
9th	106	2	97.2	0.0	0.0	0.0	0.9	0.0	0.0	0.9	0.9	0.0	0.0
10th	90	17	97.8	1.1	0.0	0.0	0.0	0.0	0.0	0.0	1.1	0.0	0.0
11th	74	4	94.6	1.4	0.0	0.0	0.0	0.0	0.0	2.7	0.0	0.0	1.4
12th	73	0	98.6	0.0	0.0	0.0	1.4	0.0	0.0	0.0	0.0	0.0	0.0
Jr Hi	259	1	96.9	1.2	0.4	0.4	0.4	0.4	0.4	0.0	0.0	0.0	0.0
Sr Hi	343	23	97.1	0.6	0.0	0.0	0.6	0.0	0.0	0.9	0.6	0.0	0.3
Total	602	24	97.0	0.8	0.2	0.2	0.5	0.2	0.2	0.5	0.3	0.0	0.2

Table 5.106: At what age did you first use ecstasy?

Grade Level	N of Valid	N of Miss	Never Used	8 or Under	9	10	11	12	13	14	15	16	17 or Older
6th	19	0	94.7	5.3	0.0	0.0	0.0	0.0	0.0	0.0	0.0	0.0	0.0
7th	119	1	95.8	1.7	0.0	0.8	0.8	0.8	0.0	0.0	0.0	0.0	0.0
8th	121	0	97.5	0.0	0.0	0.0	0.8	1.7	0.0	0.0	0.0	0.0	0.0
9th	106	2	92.5	0.0	0.0	0.0	0.9	0.9	1.9	2.8	0.9	0.0	0.0
10th	90	17	95.6	0.0	0.0	1.1	0.0	0.0	1.1	0.0	2.2	0.0	0.0
11th	74	4	87.8	1.4	0.0	0.0	0.0	0.0	1.4	2.7	0.0	1.4	5.4
12th	73	0	94.5	0.0	0.0	0.0	0.0	0.0	1.4	1.4	0.0	1.4	1.4
Jr Hi	259	1	96.5	1.2	0.0	0.4	0.8	1.2	0.0	0.0	0.0	0.0	0.0
Sr Hi	343	23	92.7	0.3	0.0	0.3	0.3	0.3	1.5	1.7	0.9	0.6	1.5
Total	602	24	94.4	0.7	0.0	0.3	0.5	0.7	0.8	1.0	0.5	0.3	0.8

Table 5.107: At what age did you first use OxyContin?

Grade Level	N of Valid	N of Miss	Never Used	8 or Under	9	10	11	12	13	14	15	16	17 or Older
6th	19	0	94.7	5.3	0.0	0.0	0.0	0.0	0.0	0.0	0.0	0.0	0.0
7th	119	1	94.1	0.8	0.0	0.0	1.7	2.5	0.8	0.0	0.0	0.0	0.0
8th	120	1	95.8	0.0	0.0	0.0	0.0	2.5	0.8	0.0	0.8	0.0	0.0
9th	104	4	91.3	0.0	1.0	0.0	1.0	1.0	1.9	1.9	1.0	1.0	0.0
10th	89	18	91.0	0.0	0.0	1.1	0.0	0.0	2.2	2.2	2.2	1.1	0.0
11th	72	6	93.1	1.4	0.0	0.0	0.0	1.4	0.0	1.4	0.0	0.0	2.8
12th	73	0	84.9	1.4	0.0	0.0	0.0	0.0	0.0	1.4	6.8	4.1	1.4
Jr Hi	258	2	95.0	0.8	0.0	0.0	0.8	2.3	0.8	0.0	0.4	0.0	0.0
Sr Hi	338	28	90.2	0.6	0.3	0.3	0.3	0.6	1.2	1.8	2.4	1.5	0.9
Total	596	30	92.3	0.7	0.2	0.2	0.5	1.3	1.0	1.0	1.5	0.8	0.5

5.6 Where Do You Use

Table 5.108: Where do you smoke cigarettes?

Grade Level	N of Valid	N of Miss	Do Not Use	At Home	At School	In A Car	Friend's House	Other
6th	19	0	94.7	0.0	5.3	0.0	0.0	0.0
7th	120	0	73.3	16.7	4.2	4.2	13.3	7.5
8th	121	0	64.5	20.7	4.1	13.2	23.1	15.7
9th	108	0	48.1	39.8	6.5	23.1	35.2	21.3
10th	107	0	43.0	19.6	4.7	29.0	22.4	20.6
11th	78	0	47.4	16.7	6.4	28.2	23.1	14.1
12th	73	0	57.5	17.8	5.5	32.9	28.8	16.4
Jr Hi	260	0	70.8	17.3	4.2	8.1	16.9	10.8
Sr Hi	366	0	48.4	24.6	5.7	27.9	27.6	18.6
Total	626	0	57.7	21.6	5.1	19.6	23.2	15.3

Table 5.109: Where do you use smokeless tobacco?

Grade Level	N of Valid	N of Miss	Do Not Use	At Home	At School	In A Car	Friend's House	Other
6th	19	0	89.5	5.3	10.5	5.3	5.3	5.3
7th	120	0	78.3	12.5	10.8	5.8	10.8	5.0
8th	121	0	71.9	15.7	11.6	8.3	18.2	12.4
9th	108	0	63.9	24.1	11.1	11.1	19.4	14.8
10th	107	0	57.9	11.2	12.1	14.0	17.8	14.0
11th	78	0	71.8	7.7	5.1	6.4	11.5	5.1
12th	73	0	76.7	13.7	6.8	12.3	15.1	9.6
Jr Hi	260	0	76.2	13.5	11.2	6.9	13.8	8.5
Sr Hi	366	0	66.4	14.8	9.3	11.2	16.4	11.5
Total	626	0	70.4	14.2	10.1	9.4	15.3	10.2

Table 5.110: Where do you smoke cigars?

Grade Level	N of Valid	N of Miss	Do Not Use	At Home	At School	In A Car	Friend's House	Other
6th	19	0	94.7	0.0	5.3	0.0	0.0	0.0
7th	120	0	83.3	8.3	0.8	0.8	6.7	1.7
8th	121	0	82.6	8.3	0.8	5.8	5.8	5.8
9th	108	0	66.7	19.4	1.9	10.2	15.7	9.3
10th	107	0	59.8	7.5	3.7	12.1	13.1	10.3
11th	78	0	67.9	6.4	2.6	3.8	12.8	6.4
12th	73	0	80.8	8.2	4.1	11.0	13.7	6.8
Jr Hi	260	0	83.8	7.7	1.2	3.1	5.8	3.5
Sr Hi	366	0	67.8	10.9	3.0	9.6	13.9	8.5
Total	626	0	74.4	9.6	2.2	6.9	10.5	6.4

Table 5.111: Where do you drink beer?

Grade Level	N of Valid	N of Miss	Do Not Use	At Home	At School	In A Car	Friend's House	Other
6th	19	0	84.2	10.5	5.3	5.3	5.3	5.3
7th	120	0	77.5	11.7	0.0	0.8	9.2	2.5
8th	121	0	64.5	19.8	1.7	6.6	21.5	11.6
9th	108	0	38.0	33.3	0.9	8.3	37.0	21.3
10th	107	0	37.4	15.0	4.7	10.3	33.6	19.6
11th	78	0	43.6	12.8	3.8	12.8	34.6	11.5
12th	73	0	45.2	17.8	2.7	8.2	43.8	17.8
Jr Hi	260	0	71.9	15.4	1.2	3.8	14.6	6.9
Sr Hi	366	0	40.4	20.5	3.0	9.8	36.9	18.0
Total	626	0	53.5	18.4	2.2	7.3	27.6	13.4

Table 5.112: Where do you drink wine coolers?

Grade Level	N of Valid	N of Miss	Do Not Use	At Home	At School	In A Car	Friend's House	Other
6th	19	0	78.9	10.5	5.3	0.0	0.0	10.5
7th	120	0	80.8	13.3	0.0	0.0	7.5	3.3
8th	121	0	62.8	17.4	3.3	6.6	20.7	14.9
9th	108	0	47.2	30.6	1.9	4.6	29.6	19.4
10th	107	0	51.4	10.3	2.8	6.5	19.6	12.1
11th	78	0	47.4	12.8	3.8	9.0	26.9	9.0
12th	73	0	50.7	15.1	1.4	8.2	38.4	16.4
Jr Hi	260	0	72.3	15.0	1.9	3.1	13.1	9.2
Sr Hi	366	0	49.2	17.8	2.5	6.8	27.9	14.5
Total	626	0	58.8	16.6	2.2	5.3	21.7	12.3

Table 5.113: Where do you drink liquor?

Grade Level	N of Valid	N of Miss	Do Not Use	At Home	At School	In A Car	Friend's House	Other
6th	19	0	89.5	5.3	5.3	5.3	5.3	5.3
7th	120	0	84.2	5.0	0.8	0.8	5.8	3.3
8th	121	0	76.0	13.2	1.7	4.1	14.0	9.1
9th	108	0	44.4	26.9	0.9	7.4	31.5	20.4
10th	107	0	41.1	12.1	3.7	6.5	29.9	16.8
11th	78	0	44.9	10.3	5.1	10.3	28.2	10.3
12th	73	0	49.3	17.8	0.0	9.6	43.8	16.4
Jr Hi	260	0	80.8	8.8	1.5	2.7	9.6	6.2
Sr Hi	366	0	44.5	17.2	2.5	8.2	32.8	16.4
Total	626	0	59.6	13.7	2.1	5.9	23.2	12.1

Table 5.114: Where do you smoke marijuana?

Grade Level	N of Valid	N of Miss	Do Not Use	At Home	At School	In A Car	Friend's House	Other
6th	19	0	94.7	0.0	5.3	0.0	0.0	0.0
7th	120	0	93.3	0.8	0.8	1.7	0.8	1.7
8th	121	0	90.1	3.3	0.0	3.3	5.8	2.5
9th	108	0	73.1	9.3	0.9	5.6	16.7	10.2
10th	107	0	61.7	7.5	2.8	6.5	13.1	9.3
11th	78	0	71.8	9.0	2.6	7.7	9.0	7.7
12th	73	0	75.3	6.8	0.0	11.0	19.2	6.8
Jr Hi	260	0	91.9	1.9	0.8	2.3	3.1	1.9
Sr Hi	366	0	69.9	8.2	1.6	7.4	14.5	8.7
Total	626	0	79.1	5.6	1.3	5.3	9.7	5.9

Table 5.115: Where do you use cocaine?

Grade Level	N of Valid	N of Miss	Do Not Use	At Home	At School	In A Car	Friend's House	Other
6th	19	0	94.7	0.0	5.3	0.0	0.0	0.0
7th	120	0	94.2	0.8	0.8	0.0	1.7	1.7
8th	121	0	98.3	0.8	0.0	0.0	0.0	0.0
9th	108	0	90.7	3.7	0.0	2.8	4.6	2.8
10th	107	0	75.7	2.8	1.9	4.7	1.9	0.9
11th	78	0	80.8	2.6	2.6	5.1	5.1	3.8
12th	73	0	90.4	2.7	0.0	1.4	5.5	2.7
Jr Hi	260	0	96.2	0.8	0.8	0.0	0.8	0.8
Sr Hi	366	0	84.2	3.0	1.1	3.6	4.1	2.5
Total	626	0	89.1	2.1	1.0	2.1	2.7	1.8

Table 5.116: Where do you use uppers?

Grade Level	N of Valid	N of Miss	Do Not Use	At Home	At School	In A Car	Friend's House	Other
6th	19	0	94.7	0.0	5.3	0.0	0.0	0.0
7th	120	0	95.0	0.0	0.8	0.0	2.5	0.8
8th	121	0	97.5	0.8	0.0	0.0	0.8	0.0
9th	108	0	91.7	2.8	0.0	2.8	3.7	0.9
10th	107	0	74.8	2.8	2.8	3.7	5.6	0.9
11th	78	0	79.5	2.6	3.8	5.1	3.8	6.4
12th	73	0	90.4	2.7	0.0	1.4	5.5	2.7
Jr Hi	260	0	96.2	0.4	0.8	0.0	1.5	0.4
Sr Hi	366	0	83.9	2.7	1.6	3.3	4.6	2.5
Total	626	0	89.0	1.8	1.3	1.9	3.4	1.6

Table 5.117: Where do you use downers?

Grade Level	N of Valid	N of Miss	Do Not Use	At Home	At School	In A Car	Friend's House	Other
6th	19	0	94.7	0.0	5.3	0.0	0.0	0.0
7th	120	0	95.8	0.0	0.8	0.0	1.7	0.8
8th	121	0	97.5	0.0	0.0	0.0	0.8	0.0
9th	108	0	90.7	5.6	0.0	1.9	4.6	0.9
10th	107	0	74.8	3.7	3.7	5.6	5.6	1.9
11th	78	0	78.2	2.6	2.6	5.1	6.4	3.8
12th	73	0	89.0	2.7	0.0	2.7	6.8	4.1
Jr Hi	260	0	96.5	0.0	0.8	0.0	1.2	0.4
Sr Hi	366	0	83.1	3.8	1.6	3.8	5.7	2.5
Total	626	0	88.7	2.2	1.3	2.2	3.8	1.6

Table 5.118: Where do you use inhalants?

Grade Level	N of Valid	N of Miss	Do Not Use	At Home	At School	In A Car	Friend's House	Other
6th	19	0	94.7	0.0	5.3	0.0	0.0	0.0
7th	120	0	93.3	2.5	0.8	1.7	0.8	0.8
8th	121	0	95.0	1.7	3.3	1.7	2.5	0.8
9th	108	0	92.6	3.7	0.9	2.8	5.6	0.9
10th	107	0	76.6	3.7	2.8	1.9	4.7	1.9
11th	78	0	75.6	2.6	5.1	3.8	5.1	5.1
12th	73	0	93.2	2.7	0.0	4.1	2.7	1.4
Jr Hi	260	0	94.2	1.9	2.3	1.5	1.5	0.8
Sr Hi	366	0	84.4	3.3	2.2	3.0	4.6	2.2
Total	626	0	88.5	2.7	2.2	2.4	3.4	1.6

Table 5.119: Where do you use hallucinogens?

Grade Level	N of Valid	N of Miss	Do Not Use	At Home	At School	In A Car	Friend's House	Other
6th	19	0	94.7	0.0	5.3	0.0	0.0	0.0
7th	120	0	94.2	2.5	0.0	0.0	0.8	1.7
8th	121	0	98.3	0.8	0.0	0.0	0.0	0.0
9th	108	0	91.7	0.9	1.9	0.9	4.6	0.9
10th	107	0	76.6	1.9	1.9	2.8	1.9	0.9
11th	78	0	76.9	2.6	2.6	3.8	6.4	3.8
12th	73	0	94.5	1.4	0.0	1.4	2.7	0.0
Jr Hi	260	0	96.2	1.5	0.4	0.0	0.4	0.8
Sr Hi	366	0	84.7	1.6	1.6	2.2	3.8	1.4
Total	626	0	89.5	1.6	1.1	1.3	2.4	1.1

Table 5.120: Where do you use heroin?

Grade Level	N of Valid	N of Miss	Do Not Use	At Home	At School	In A Car	Friend's House	Other
6th	19	0	94.7	0.0	5.3	0.0	0.0	0.0
7th	120	0	95.0	0.8	0.0	0.0	2.5	0.8
8th	121	0	98.3	0.0	0.0	0.8	0.0	0.0
9th	108	0	94.4	0.9	0.0	0.0	4.6	0.9
10th	107	0	76.6	1.9	1.9	1.9	3.7	0.0
11th	78	0	79.5	3.8	2.6	3.8	5.1	3.8
12th	73	0	94.5	1.4	1.4	0.0	2.7	0.0
Jr Hi	260	0	96.5	0.4	0.4	0.4	1.2	0.4
Sr Hi	366	0	86.1	1.9	1.4	1.4	4.1	1.1
Total	626	0	90.4	1.3	1.0	1.0	2.9	0.8

Table 5.121: Where do you use steroids?

Grade Level	N of Valid	N of Miss	Do Not Use	At Home	At School	In A Car	Friend's House	Other
6th	19	0	94.7	0.0	5.3	0.0	0.0	0.0
7th	120	0	94.2	1.7	0.8	0.8	0.8	1.7
8th	121	0	98.3	0.8	0.8	0.0	0.0	0.0
9th	108	0	96.3	0.0	0.0	1.9	1.9	0.0
10th	107	0	77.6	1.9	1.9	3.7	1.9	0.0
11th	78	0	80.8	2.6	2.6	2.6	5.1	3.8
12th	73	0	98.6	1.4	0.0	0.0	0.0	0.0
Jr Hi	260	0	96.2	1.2	1.2	0.4	0.4	0.8
Sr Hi	366	0	88.0	1.4	1.1	2.2	2.2	0.8
Total	626	0	91.4	1.3	1.1	1.4	1.4	0.8

Table 5.122: Where do you use ecstasy?

Grade Level	N of Valid	N of Miss	Do Not Use	At Home	At School	In A Car	Friend's House	Other
6th	19	0	94.7	0.0	5.3	0.0	0.0	0.0
7th	120	0	94.2	0.8	0.0	1.7	0.8	2.5
8th	121	0	96.7	0.0	0.0	0.0	1.7	0.8
9th	108	0	91.7	0.9	1.9	0.9	3.7	1.9
10th	107	0	75.7	1.9	1.9	2.8	3.7	0.9
11th	78	0	75.6	2.6	3.8	3.8	7.7	6.4
12th	73	0	94.5	1.4	1.4	0.0	1.4	1.4
Jr Hi	260	0	95.4	0.4	0.4	0.8	1.2	1.5
Sr Hi	366	0	84.2	1.6	2.2	1.9	4.1	2.5
Total	626	0	88.8	1.1	1.4	1.4	2.9	2.1

Table 5.123: Where do you use OxyContin?

Grade Level	N of Valid	N of Miss	Do Not Use	At Home	At School	In A Car	Friend's House	Other
6th	19	0	94.7	0.0	5.3	0.0	0.0	0.0
7th	120	0	93.3	2.5	0.8	1.7	3.3	3.3
8th	121	0	95.9	0.8	0.0	0.8	1.7	1.7
9th	108	0	89.8	0.9	0.0	0.9	5.6	4.6
10th	107	0	71.0	2.8	2.8	4.7	5.6	2.8
11th	78	0	76.9	2.6	2.6	5.1	5.1	5.1
12th	73	0	84.9	5.5	1.4	4.1	11.0	2.7
Jr Hi	260	0	94.6	1.5	0.8	1.2	2.3	2.3
Sr Hi	366	0	80.6	2.7	1.6	3.6	6.6	3.8
Total	626	0	86.4	2.2	1.3	2.6	4.8	3.2

Table 5.124: Where do you use any tobacco?

Grade Level	N of Valid	N of Miss	Do Not Use	At Home	At School	In A Car	Friend's House	Other
6th	19	0	94.7	5.3	10.5	5.3	5.3	5.3
7th	120	0	87.5	15.8	11.7	5.8	13.3	5.0
8th	121	0	86.0	18.2	11.6	10.7	19.0	14.9
9th	108	0	76.9	30.6	11.1	15.7	24.1	20.4
10th	107	0	64.5	14.0	12.1	18.7	19.6	17.8
11th	78	0	74.4	10.3	5.1	6.4	16.7	7.7
12th	73	0	89.0	17.8	9.6	16.4	21.9	13.7
Jr Hi	260	0	87.3	16.2	11.5	8.1	15.4	9.6
Sr Hi	366	0	75.1	18.9	9.8	14.8	20.8	15.6
Total	626	0	80.2	17.7	10.5	12.0	18.5	13.1

Table 5.125: Where do you use any alcohol?

Grade Level	N of Valid	N of Miss	Do Not Use	At Home	At School	In A Car	Friend's House	Other
6th	19	0	94.7	15.8	5.3	5.3	5.3	15.8
7th	120	0	86.7	16.7	0.8	0.8	11.7	5.8
8th	121	0	81.0	26.4	4.1	8.3	27.3	17.4
9th	108	0	57.4	39.8	1.9	10.2	42.6	25.9
10th	107	0	54.2	16.8	4.7	10.3	36.4	22.4
11th	78	0	55.1	17.9	5.1	15.4	41.0	12.8
12th	73	0	61.6	23.3	2.7	11.0	50.7	21.9
Jr Hi	260	0	84.6	21.2	2.7	4.6	18.5	11.9
Sr Hi	366	0	56.8	25.1	3.6	11.5	42.1	21.3
Total	626	0	68.4	23.5	3.2	8.6	32.3	17.4

Table 5.126: Where do you use any illicit drugs?

Grade Level	N of Valid	N of Miss	Do Not Use	At Home	At School	In A Car	Friend's House	Other
6th	19	0	94.7	0.0	5.3	0.0	0.0	0.0
7th	120	0	95.8	5.8	2.5	4.2	4.2	4.2
8th	121	0	98.3	5.8	4.1	5.0	6.6	4.1
9th	108	0	96.3	13.0	2.8	10.2	20.4	13.0
10th	107	0	77.6	9.3	4.7	7.5	15.9	12.1
11th	78	0	83.3	10.3	5.1	9.0	14.1	14.1
12th	73	0	98.6	11.0	1.4	12.3	20.5	9.6
Jr Hi	260	0	96.9	5.4	3.5	4.2	5.0	3.8
Sr Hi	366	0	88.5	10.9	3.6	9.6	17.8	12.3
Total	626	0	92.0	8.6	3.5	7.3	12.5	8.8

5.7 When Do You Use

Table 5.127: When do you smoke cigarettes?

Grade Level	N of Valid	N of Miss	Do Not Use	Before School	During School	After School	Week Nights	Week ends
6th	19	0	94.7	0.0	5.3	0.0	0.0	0.0
7th	120	0	70.0	4.2	1.7	7.5	11.7	19.2
8th	121	0	62.8	14.9	6.6	19.0	21.5	30.6
9th	108	0	49.1	23.1	4.6	34.3	25.9	37.0
10th	107	0	42.1	10.3	3.7	16.8	17.8	33.6
11th	78	0	50.0	21.8	6.4	26.9	23.1	26.9
12th	73	0	60.3	19.2	2.7	27.4	24.7	24.7
Jr Hi	260	0	68.5	8.8	4.2	12.3	15.4	23.1
Sr Hi	366	0	49.5	18.3	4.4	26.2	22.7	31.4
Total	626	0	57.3	14.4	4.3	20.4	19.6	28.0

Table 5.128: When do you use smokeless tobacco?

Grade Level	N of Valid	N of Miss	Do Not Use	Before School	During School	After School	Week Nights	Week ends
6th	19	0	89.5	5.3	10.5	5.3	5.3	5.3
7th	120	0	76.7	5.8	10.8	10.0	10.0	15.0
8th	121	0	71.1	11.6	13.2	13.2	13.2	20.7
9th	108	0	64.8	11.1	15.7	19.4	15.7	16.7
10th	107	0	55.1	11.2	14.0	15.0	15.0	20.6
11th	78	0	74.4	7.7	5.1	9.0	6.4	11.5
12th	73	0	75.3	8.2	9.6	13.7	13.7	12.3
Jr Hi	260	0	75.0	8.5	11.9	11.2	11.2	16.9
Sr Hi	366	0	66.1	9.8	11.7	14.8	13.1	15.8
Total	626	0	69.8	9.3	11.8	13.3	12.3	16.3

Table 5.129: When do you smoke cigars?

Grade Level	N of Valid	N of Miss	Do Not Use	Before School	During School	After School	Week Nights	Week ends
6th	19	0	94.7	0.0	5.3	0.0	0.0	0.0
7th	120	0	83.3	0.8	0.8	2.5	4.2	10.0
8th	121	0	81.0	5.0	3.3	6.6	7.4	17.4
9th	108	0	71.3	4.6	0.9	10.2	8.3	18.5
10th	107	0	57.0	2.8	1.9	5.6	7.5	19.6
11th	78	0	70.5	3.8	2.6	5.1	9.0	15.4
12th	73	0	82.2	2.7	4.1	4.1	5.5	13.7
Jr Hi	260	0	83.1	2.7	2.3	4.2	5.4	12.7
Sr Hi	366	0	69.1	3.6	2.2	6.6	7.7	17.2
Total	626	0	74.9	3.2	2.2	5.6	6.7	15.3

Table 5.130: When do you drink beer?

Grade Level	N of Valid	N of Miss	Do Not Use	Before School	During School	After School	Week Nights	Week ends
6th	19	0	84.2	0.0	5.3	0.0	0.0	10.5
7th	120	0	78.3	1.7	0.0	0.8	5.0	15.8
8th	121	0	65.3	4.1	2.5	7.4	9.9	26.4
9th	108	0	42.6	3.7	0.0	10.2	11.1	53.7
10th	107	0	40.2	2.8	2.8	6.5	7.5	37.4
11th	78	0	44.9	6.4	6.4	7.7	11.5	41.0
12th	73	0	46.6	2.7	0.0	4.1	12.3	50.7
Jr Hi	260	0	72.7	2.7	1.5	3.8	6.9	20.4
Sr Hi	366	0	43.2	3.8	2.2	7.4	10.4	45.6
Total	626	0	55.4	3.4	1.9	5.9	8.9	35.1

Table 5.131: When do you drink wine coolers?

Grade Level	N of Valid	N of Miss	Do Not Use	Before School	During School	After School	Week Nights	Week ends
6th	19	0	78.9	0.0	5.3	0.0	5.3	10.5
7th	120	0	80.0	0.8	0.8	1.7	2.5	15.8
8th	121	0	69.4	3.3	1.7	7.4	8.3	25.6
9th	108	0	48.1	3.7	0.0	6.5	9.3	48.1
10th	107	0	53.3	0.9	1.9	3.7	3.7	26.2
11th	78	0	48.7	6.4	5.1	7.7	9.0	38.5
12th	73	0	52.1	1.4	1.4	4.1	8.2	46.6
Jr Hi	260	0	75.0	1.9	1.5	4.2	5.4	20.0
Sr Hi	366	0	50.5	3.0	1.9	5.5	7.4	39.3
Total	626	0	60.7	2.6	1.8	5.0	6.5	31.3

Table 5.132: When do you drink liquor?

Grade Level	N of Valid	N of Miss	Do Not Use	Before School	During School	After School	Week Nights	Week ends
6th	19	0	89.5	0.0	5.3	0.0	0.0	5.3
7th	120	0	84.2	0.8	0.0	0.0	2.5	14.2
8th	121	0	74.4	2.5	0.8	4.1	6.6	17.4
9th	108	0	47.2	3.7	0.0	8.3	8.3	45.4
10th	107	0	43.0	1.9	2.8	4.7	4.7	35.5
11th	78	0	50.0	5.1	3.8	7.7	9.0	37.2
12th	73	0	46.6	4.1	0.0	5.5	9.6	50.7
Jr Hi	260	0	80.0	1.5	0.8	1.9	4.2	15.0
Sr Hi	366	0	46.4	3.6	1.6	6.6	7.7	41.8
Total	626	0	60.4	2.7	1.3	4.6	6.2	30.7

Table 5.133: When do you smoke marijuana?

Grade Level	N of Valid	N of Miss	Do Not Use	Before School	During School	After School	Week Nights	Week ends
6th	19	0	94.7	0.0	5.3	0.0	0.0	0.0
7th	120	0	91.7	1.7	0.8	0.8	1.7	5.8
8th	121	0	89.3	2.5	0.0	2.5	3.3	6.6
9th	108	0	75.9	3.7	0.9	6.5	5.6	16.7
10th	107	0	62.6	2.8	2.8	5.6	5.6	15.0
11th	78	0	75.6	5.1	2.6	6.4	6.4	15.4
12th	73	0	75.3	2.7	1.4	5.5	8.2	19.2
Jr Hi	260	0	90.8	1.9	0.8	1.5	2.3	5.8
Sr Hi	366	0	71.9	3.6	1.9	6.0	6.3	16.4
Total	626	0	79.7	2.9	1.4	4.2	4.6	12.0

Table 5.134: When do you use cocaine?

Grade Level	N of Valid	N of Miss	Do Not Use	Before School	During School	After School	Week Nights	Week ends
6th	19	0	94.7	0.0	5.3	0.0	0.0	0.0
7th	120	0	93.3	0.8	0.8	0.8	2.5	3.3
8th	121	0	95.9	0.0	0.0	0.0	0.0	0.8
9th	108	0	91.7	0.9	0.9	2.8	0.9	3.7
10th	107	0	75.7	0.9	1.9	0.9	0.0	2.8
11th	78	0	82.1	2.6	2.6	2.6	5.1	6.4
12th	73	0	91.8	2.7	0.0	0.0	0.0	5.5
Jr Hi	260	0	94.6	0.4	0.8	0.4	1.2	1.9
Sr Hi	366	0	85.0	1.6	1.4	1.6	1.4	4.4
Total	626	0	89.0	1.1	1.1	1.1	1.3	3.4

Table 5.135: When do you use uppers?

Grade Level	N of Valid	N of Miss	Do Not Use	Before School	During School	After School	Week Nights	Week ends
6th	19	0	94.7	0.0	5.3	0.0	0.0	0.0
7th	120	0	95.0	0.8	0.8	0.8	2.5	3.3
8th	121	0	96.7	0.0	0.0	0.0	0.0	0.8
9th	108	0	91.7	2.8	0.0	3.7	0.9	4.6
10th	107	0	73.8	1.9	2.8	2.8	1.9	3.7
11th	78	0	82.1	2.6	2.6	3.8	6.4	7.7
12th	73	0	93.2	0.0	0.0	0.0	2.7	5.5
Jr Hi	260	0	95.8	0.4	0.8	0.4	1.2	1.9
Sr Hi	366	0	84.7	1.9	1.4	2.7	2.7	5.2
Total	626	0	89.3	1.3	1.1	1.8	2.1	3.8

Table 5.136: When do you use downers?

Grade Level	N of Valid	N of Miss	Do Not Use	Before School	During School	After School	Week Nights	Week ends
6th	19	0	94.7	0.0	5.3	0.0	0.0	0.0
7th	120	0	95.0	1.7	0.8	0.8	2.5	1.7
8th	121	0	96.7	0.0	0.0	0.0	0.0	0.8
9th	108	0	92.6	2.8	0.9	3.7	0.0	3.7
10th	107	0	72.9	0.9	1.9	2.8	2.8	5.6
11th	78	0	82.1	2.6	1.3	3.8	5.1	7.7
12th	73	0	89.0	1.4	1.4	0.0	1.4	8.2
Jr Hi	260	0	95.8	0.8	0.8	0.4	1.2	1.2
Sr Hi	366	0	83.9	1.9	1.4	2.7	2.2	6.0
Total	626	0	88.8	1.4	1.1	1.8	1.8	4.0

Table 5.137: When do you use inhalants?

Grade Level	N of Valid	N of Miss	Do Not Use	Before School	During School	After School	Week Nights	Week ends
6th	19	0	94.7	0.0	5.3	0.0	0.0	0.0
7th	120	0	94.2	0.8	0.8	0.0	2.5	3.3
8th	121	0	94.2	0.8	2.5	0.8	1.7	2.5
9th	108	0	91.7	0.9	0.0	3.7	2.8	4.6
10th	107	0	74.8	0.9	0.9	0.9	1.9	3.7
11th	78	0	82.1	1.3	3.8	3.8	5.1	6.4
12th	73	0	93.2	0.0	1.4	1.4	1.4	4.1
Jr Hi	260	0	94.2	0.8	1.9	0.4	1.9	2.7
Sr Hi	366	0	85.0	0.8	1.4	2.5	2.7	4.6
Total	626	0	88.8	0.8	1.6	1.6	2.4	3.8

Table 5.138: When do you use hallucinogens?

Grade Level	N of Valid	N of Miss	Do Not Use	Before School	During School	After School	Week Nights	Week ends
6th	19	0	94.7	0.0	5.3	0.0	0.0	0.0
7th	120	0	95.0	0.0	0.0	0.8	1.7	2.5
8th	121	0	96.7	0.0	0.0	0.0	0.0	0.8
9th	108	0	94.4	1.9	0.0	0.9	0.0	2.8
10th	107	0	77.6	0.9	0.9	0.0	0.9	1.9
11th	78	0	83.3	1.3	3.8	3.8	5.1	5.1
12th	73	0	95.9	1.4	0.0	0.0	1.4	1.4
Jr Hi	260	0	95.8	0.0	0.4	0.4	0.8	1.5
Sr Hi	366	0	87.4	1.4	1.1	1.1	1.6	2.7
Total	626	0	90.9	0.8	0.8	0.8	1.3	2.2

Table 5.139: When do you use heroin?

Grade Level	N of Valid	N of Miss	Do Not Use	Before School	During School	After School	Week Nights	Week ends
6th	19	0	94.7	0.0	5.3	0.0	0.0	0.0
7th	120	0	94.2	0.0	0.8	0.0	1.7	1.7
8th	121	0	96.7	0.0	0.0	0.0	0.0	0.8
9th	108	0	95.4	0.9	0.0	1.9	0.0	1.9
10th	107	0	75.7	0.9	1.9	0.9	1.9	2.8
11th	78	0	83.3	3.8	2.6	3.8	6.4	5.1
12th	73	0	95.9	0.0	1.4	0.0	1.4	1.4
Jr Hi	260	0	95.4	0.0	0.8	0.0	0.8	1.2
Sr Hi	366	0	87.2	1.4	1.4	1.6	2.2	2.7
Total	626	0	90.6	0.8	1.1	1.0	1.6	2.1

Table 5.140: When do you use steroids?

Grade Level	N of Valid	N of Miss	Do Not Use	Before School	During School	After School	Week Nights	Week ends
6th	19	0	94.7	0.0	5.3	0.0	0.0	0.0
7th	120	0	93.3	0.8	0.8	0.0	2.5	1.7
8th	121	0	96.7	0.0	0.0	0.0	0.0	0.8
9th	108	0	97.2	0.9	0.9	0.0	0.0	0.0
10th	107	0	77.6	0.9	0.9	0.0	0.0	1.9
11th	78	0	83.3	3.8	2.6	2.6	2.6	3.8
12th	73	0	98.6	1.4	0.0	0.0	0.0	0.0
Jr Hi	260	0	95.0	0.4	0.8	0.0	1.2	1.2
Sr Hi	366	0	88.8	1.6	1.1	0.5	0.5	1.4
Total	626	0	91.4	1.1	1.0	0.3	0.8	1.3

Table 5.141: When do you use ecstasy?

Grade Level	N of Valid	N of Miss	Do Not Use	Before School	During School	After School	Week Nights	Week ends
6th	19	0	94.7	0.0	5.3	0.0	0.0	0.0
7th	120	0	94.2	0.0	0.0	0.8	1.7	1.7
8th	121	0	95.0	0.0	0.0	0.0	0.0	2.5
9th	108	0	92.6	0.9	0.0	1.9	1.9	4.6
10th	107	0	76.6	0.9	0.0	0.0	0.9	2.8
11th	78	0	79.5	2.6	1.3	5.1	6.4	7.7
12th	73	0	94.5	0.0	2.7	0.0	0.0	2.7
Jr Hi	260	0	94.6	0.0	0.4	0.4	0.8	1.9
Sr Hi	366	0	85.5	1.1	0.8	1.6	2.2	4.4
Total	626	0	89.3	0.6	0.6	1.1	1.6	3.4

Table 5.142: When do you use OxyContin?

Grade Level	N of Valid	N of Miss	Do Not Use	Before School	During School	After School	Week Nights	Week ends
6th	19	0	94.7	0.0	5.3	0.0	0.0	0.0
7th	120	0	93.3	0.0	0.0	0.0	1.7	3.3
8th	121	0	94.2	1.7	0.8	0.8	0.8	3.3
9th	108	0	90.7	1.9	0.9	3.7	2.8	6.5
10th	107	0	72.9	0.9	0.9	0.9	1.9	5.6
11th	78	0	82.1	2.6	1.3	3.8	5.1	3.8
12th	73	0	84.9	4.1	1.4	2.7	4.1	11.0
Jr Hi	260	0	93.8	0.8	0.8	0.4	1.2	3.1
Sr Hi	366	0	82.5	2.2	1.1	2.7	3.3	6.6
Total	626	0	87.2	1.6	1.0	1.8	2.4	5.1

Table 5.143: When do you use any tobacco?

Grade Level	N of Valid	N of Miss	Do Not Use	Before School	During School	After School	Week Nights	Week ends
6th	19	0	94.7	5.3	10.5	5.3	5.3	5.3
7th	120	0	85.8	5.8	11.7	10.8	11.7	16.7
8th	121	0	83.5	13.2	14.0	14.0	14.0	28.1
9th	108	0	78.7	12.0	15.7	22.2	17.6	25.9
10th	107	0	63.6	11.2	14.0	16.8	16.8	26.2
11th	78	0	76.9	7.7	5.1	10.3	11.5	19.2
12th	73	0	89.0	9.6	12.3	15.1	15.1	19.2
Jr Hi	260	0	85.4	9.2	12.7	11.9	12.3	21.2
Sr Hi	366	0	76.0	10.4	12.3	16.7	15.6	23.2
Total	626	0	79.9	9.9	12.5	14.7	14.2	22.4

Table 5.144: When do you use any alcohol?

Grade Level	N of Valid	N of Miss	Do Not Use	Before School	During School	After School	Week Nights	Week ends
6th	19	0	94.7	0.0	5.3	0.0	5.3	15.8
7th	120	0	86.7	2.5	0.8	1.7	5.8	21.7
8th	121	0	80.2	4.1	3.3	8.3	10.7	32.2
9th	108	0	59.3	3.7	0.0	11.1	12.0	61.1
10th	107	0	57.0	3.7	2.8	6.5	7.5	40.2
11th	78	0	57.7	6.4	6.4	9.0	11.5	47.4
12th	73	0	63.0	4.1	1.4	5.5	15.1	60.3
Jr Hi	260	0	84.2	3.1	2.3	4.6	8.1	26.2
Sr Hi	366	0	59.0	4.4	2.5	8.2	11.2	51.9
Total	626	0	69.5	3.8	2.4	6.7	9.9	41.2

Table 5.145: When do you use any illicit drugs?

Grade Level	N of Valid	N of Miss	Do Not Use	Before School	During School	After School	Week Nights	Week ends
6th	19	0	94.7	0.0	5.3	0.0	0.0	0.0
7th	120	0	95.8	4.2	0.8	0.8	2.5	8.3
8th	121	0	96.7	4.1	3.3	2.5	4.1	7.4
9th	108	0	97.2	6.5	0.9	11.1	7.4	22.2
10th	107	0	79.4	2.8	3.7	6.5	7.5	16.8
11th	78	0	85.9	6.4	3.8	9.0	10.3	17.9
12th	73	0	100.0	8.2	2.7	8.2	12.3	24.7
Jr Hi	260	0	96.2	3.8	2.3	1.5	3.1	7.3
Sr Hi	366	0	90.2	5.7	2.7	8.7	9.0	20.2
Total	626	0	92.7	5.0	2.6	5.8	6.5	14.9

5.8 While At School Have You

Table 5.146: While at school have you carried a gun?

Grade Level	N of Valid	N of Miss	Never	One Time	2-5 Times	6 or More Times
6th	19	0	94.7	0.0	0.0	5.3
7th	120	0	96.7	1.7	0.0	1.7
8th	120	1	98.3	1.7	0.0	0.0
9th	104	4	98.1	0.0	0.0	1.9
10th	84	23	94.0	2.4	0.0	3.6
11th	71	7	95.8	0.0	0.0	4.2
12th	71	2	95.8	2.8	0.0	1.4
Jr Hi	259	1	97.3	1.5	0.0	1.2
Sr Hi	330	36	96.1	1.2	0.0	2.7
Total	589	37	96.6	1.4	0.0	2.0

Table 5.147: While at school have you carried a knife, club or other weapon?

Grade Level	N of Valid	N of Miss	Never	One Time	2-5 Times	6 or More Times
6th	19	0	84.2	5.3	0.0	10.5
7th	120	0	84.2	4.2	2.5	9.2
8th	120	1	80.8	5.0	5.0	9.2
9th	105	3	68.6	9.5	3.8	18.1
10th	84	23	70.2	4.8	6.0	19.0
11th	70	8	77.1	2.9	2.9	17.1
12th	71	2	78.9	5.6	7.0	8.5
Jr Hi	259	1	82.6	4.6	3.5	9.3
Sr Hi	330	36	73.0	6.1	4.8	16.1
Total	589	37	77.2	5.4	4.2	13.1

Table 5.148: While at school have you threatened a student with a gun, knife or club?

Grade Level	N of Valid	N of Miss	Never	One Time	2-5 Times	6 or More Times
6th	19	0	94.7	0.0	0.0	5.3
7th	119	1	96.6	0.8	0.8	1.7
8th	119	2	95.0	0.0	0.8	4.2
9th	105	3	93.3	2.9	1.0	2.9
10th	84	23	91.7	2.4	1.2	4.8
11th	71	7	95.8	0.0	0.0	4.2
12th	71	2	97.2	1.4	1.4	0.0
Jr Hi	257	3	95.7	0.4	0.8	3.1
Sr Hi	331	35	94.3	1.8	0.9	3.0
Total	588	38	94.9	1.2	0.9	3.1

Table 5.149: While at school have you threatened to hurt a student by hitting, slapping or kicking?

Grade Level	N of Valid	N of Miss	Never	One Time	2-5 Times	6 or More Times
6th	19	0	63.2	15.8	15.8	5.3
7th	118	2	62.7	12.7	6.8	17.8
8th	120	1	50.0	15.0	16.7	18.3
9th	105	3	57.1	13.3	14.3	15.2
10th	82	25	59.8	6.1	19.5	14.6
11th	70	8	65.7	5.7	12.9	15.7
12th	71	2	73.2	7.0	16.9	2.8
Jr Hi	257	3	56.8	14.0	12.1	17.1
Sr Hi	328	38	63.1	8.5	15.9	12.5
Total	585	41	60.3	10.9	14.2	14.5

Table 5.150: While at school have you hurt a student by using a gun, knife or club?

Grade Level	N of Valid	N of Miss	Never	One Time	2-5 Times	6 or More Times
6th	18	1	94.4	0.0	0.0	5.6
7th	119	1	99.2	0.0	0.0	0.8
8th	118	3	97.5	0.8	0.8	0.8
9th	105	3	98.1	0.0	0.0	1.9
10th	83	24	91.6	3.6	0.0	4.8
11th	70	8	95.7	0.0	0.0	4.3
12th	71	2	94.4	4.2	0.0	1.4
Jr Hi	255	5	98.0	0.4	0.4	1.2
Sr Hi	329	37	95.1	1.8	0.0	3.0
Total	584	42	96.4	1.2	0.2	2.2

Table 5.151: While at school have you hurt a student by hitting, slapping or kicking?

Grade Level	N of Valid	N of Miss	Never	One Time	2-5 Times	6 or More Times
6th	19	0	57.9	21.1	10.5	10.5
7th	119	1	73.9	10.1	5.9	10.1
8th	119	2	60.5	13.4	14.3	11.8
9th	105	3	68.6	14.3	6.7	10.5
10th	84	23	72.6	6.0	13.1	8.3
11th	70	8	77.1	4.3	5.7	12.9
12th	71	2	85.9	8.5	4.2	1.4
Jr Hi	257	3	66.5	12.5	10.1	10.9
Sr Hi	330	36	75.2	8.8	7.6	8.5
Total	587	39	71.4	10.4	8.7	9.5

Table 5.152: While at school have you been threatened with a gun, knife or club by a student?

Grade Level	N of Valid	N of Miss	Never	One Time	2-5 Times	6 or More Times
6th	19	0	94.7	0.0	0.0	5.3
7th	118	2	91.5	5.1	1.7	1.7
8th	118	3	82.2	8.5	5.1	4.2
9th	105	3	81.9	12.4	1.0	4.8
10th	83	24	84.3	9.6	1.2	4.8
11th	69	9	91.3	2.9	0.0	5.8
12th	71	2	94.4	0.0	4.2	1.4
Jr Hi	255	5	87.5	6.3	3.1	3.1
Sr Hi	328	38	87.2	7.0	1.5	4.3
Total	583	43	87.3	6.7	2.2	3.8

Table 5.153: While at school have you had a student threaten to hit, slap or kick you?

Grade Level	N of Valid	N of Miss	Never	One Time	2-5 Times	6 or More Times
6th	19	0	52.6	5.3	15.8	26.3
7th	117	3	58.1	11.1	10.3	20.5
8th	118	3	47.5	14.4	16.9	21.2
9th	105	3	52.4	15.2	15.2	17.1
10th	83	24	63.9	8.4	20.5	7.2
11th	70	8	72.9	5.7	10.0	11.4
12th	71	2	78.9	8.5	9.9	2.8
Jr Hi	254	6	52.8	12.2	13.8	21.3
Sr Hi	329	37	65.3	10.0	14.3	10.3
Total	583	43	59.9	11.0	14.1	15.1

Table 5.154: While at school have you been afraid a student may hurt you?

Grade Level	N of Valid	N of Miss	Never	One Time	2-5 Times	6 or More Times
6th	19	0	57.9	10.5	10.5	21.1
7th	119	1	73.1	15.1	5.9	5.9
8th	119	2	68.9	16.8	9.2	5.0
9th	104	4	76.0	9.6	7.7	6.7
10th	81	26	79.0	13.6	3.7	3.7
11th	69	9	84.1	4.3	4.3	7.2
12th	71	2	88.7	2.8	7.0	1.4
Jr Hi	257	3	70.0	15.6	7.8	6.6
Sr Hi	325	41	81.2	8.0	5.8	4.9
Total	582	44	76.3	11.3	6.7	5.7

Table 5.155: While at school have you been hurt by a student using a gun, knife or club?

Grade Level	N of Valid	N of Miss	Never	One Time	2-5 Times	6 or More Times
6th	19	0	94.7	0.0	0.0	5.3
7th	119	1	96.6	2.5	0.0	0.8
8th	118	3	97.5	1.7	0.0	0.8
9th	105	3	96.2	1.0	0.0	2.9
10th	82	25	93.9	2.4	0.0	3.7
11th	70	8	97.1	0.0	0.0	2.9
12th	71	2	97.2	0.0	0.0	2.8
Jr Hi	256	4	96.9	2.0	0.0	1.2
Sr Hi	328	38	96.0	0.9	0.0	3.0
Total	584	42	96.4	1.4	0.0	2.2

Table 5.156: While at school have you been hurt by a student who hit, slapped or kicked you?

Grade Level	N of Valid	N of Miss	Never	One Time	2-5 Times	6 or More Times
6th	19	0	63.2	15.8	10.5	10.5
7th	119	1	75.6	9.2	8.4	6.7
8th	117	4	77.8	9.4	6.0	6.8
9th	105	3	82.9	4.8	4.8	7.6
10th	83	24	86.7	7.2	1.2	4.8
11th	70	8	91.4	1.4	1.4	5.7
12th	71	2	91.5	4.2	1.4	2.8
Jr Hi	255	5	75.7	9.8	7.5	7.1
Sr Hi	329	37	87.5	4.6	2.4	5.5
Total	584	42	82.4	6.8	4.6	6.2

Table 5.157: While at school have you been helped by a school security officer?

Grade Level	N of Valid	N of Miss	Never	One Time	2-5 Times	6 or More Times
6th	19	0	94.7	0.0	0.0	5.3
7th	119	1	98.3	0.0	0.0	1.7
8th	116	5	100.0	0.0	0.0	0.0
9th	104	4	99.0	0.0	0.0	1.0
10th	82	25	93.9	2.4	0.0	3.7
11th	71	7	97.2	0.0	0.0	2.8
12th	71	2	95.8	1.4	0.0	2.8
Jr Hi	254	6	98.8	0.0	0.0	1.2
Sr Hi	328	38	96.6	0.9	0.0	2.4
Total	582	44	97.6	0.5	0.0	1.9

Table 5.158: While at school have you been in trouble with school security officer?

Grade Level	N of Valid	N of Miss	Never	One Time	2-5 Times	6 or More Times
6th	19	0	94.7	0.0	0.0	5.3
7th	119	1	99.2	0.0	0.0	0.8
8th	116	5	97.4	0.9	0.9	0.9
9th	104	4	99.0	0.0	0.0	1.0
10th	80	27	93.8	2.5	0.0	3.8
11th	70	8	97.1	0.0	0.0	2.9
12th	71	2	97.2	0.0	1.4	1.4
Jr Hi	254	6	98.0	0.4	0.4	1.2
Sr Hi	325	41	96.9	0.6	0.3	2.2
Total	579	47	97.4	0.5	0.3	1.7

5.9 What Effect Do You Most Often Get When You Use

Table 5.159: What effect do you most often get when you smoke cigarettes?

Grade Level	N of Valid	N of Miss	Do Not Use	No High	A Little High	Very High	Bombed/Stoned
6th	19	0	94.7	0.0	0.0	0.0	5.3
7th	118	2	74.6	21.2	0.8	0.8	2.5
8th	117	4	67.5	30.8	1.7	0.0	0.0
9th	106	2	49.1	47.2	2.8	0.0	0.9
10th	85	22	50.6	43.5	1.2	0.0	4.7
11th	69	9	56.5	34.8	5.8	1.4	1.4
12th	72	1	59.7	30.6	9.7	0.0	0.0
Jr Hi	254	6	72.8	24.0	1.2	0.4	1.6
Sr Hi	332	34	53.3	40.1	4.5	0.3	1.8
Total	586	40	61.8	33.1	3.1	0.3	1.7

Table 5.160: What effect do you most often get when you use smokeless tobacco?

Grade Level	N of Valid	N of Miss	Do Not Use	No High	A Little High	Very High	Bombed/Stoned
6th	19	0	89.5	0.0	5.3	0.0	5.3
7th	118	2	78.8	17.8	0.0	0.8	2.5
8th	117	4	73.5	21.4	5.1	0.0	0.0
9th	106	2	64.2	27.4	7.5	0.0	0.9
10th	85	22	68.2	22.4	4.7	0.0	4.7
11th	70	8	78.6	15.7	0.0	1.4	4.3
12th	73	0	76.7	13.7	9.6	0.0	0.0
Jr Hi	254	6	77.2	18.1	2.8	0.4	1.6
Sr Hi	334	32	71.0	20.7	5.7	0.3	2.4
Total	588	38	73.6	19.6	4.4	0.3	2.0

Table 5.161: What effect do you most often get when you smoke cigars?

Grade Level	N of Valid	N of Miss	Do Not Use	No High	A Little High	Very High	Bombed/Stoned
6th	19	0	94.7	0.0	0.0	0.0	5.3
7th	118	2	86.4	9.3	0.8	0.8	2.5
8th	117	4	83.8	15.4	0.9	0.0	0.0
9th	105	3	67.6	24.8	5.7	0.0	1.9
10th	84	23	67.9	25.0	1.2	1.2	4.8
11th	67	11	77.6	17.9	1.5	1.5	1.5
12th	73	0	79.5	16.4	4.1	0.0	0.0
Jr Hi	254	6	85.8	11.4	0.8	0.4	1.6
Sr Hi	329	37	72.3	21.6	3.3	0.6	2.1
Total	583	43	78.2	17.2	2.2	0.5	1.9

Table 5.162: What effect do you most often get when you drink beer?

Grade Level	N of Valid	N of Miss	Do Not Use	No High	A Little High	Very High	Bombed/Stoned
6th	19	0	84.2	5.3	0.0	5.3	5.3
7th	117	3	79.5	14.5	2.6	1.7	1.7
8th	117	4	65.8	11.1	16.2	5.1	1.7
9th	106	2	42.5	12.3	31.1	9.4	4.7
10th	84	23	42.9	13.1	28.6	6.0	9.5
11th	68	10	52.9	13.2	19.1	4.4	10.3
12th	73	0	46.6	6.8	26.0	12.3	8.2
Jr Hi	253	7	73.5	12.3	8.7	3.6	2.0
Sr Hi	331	35	45.6	11.5	26.9	8.2	7.9
Total	584	42	57.7	11.8	19.0	6.2	5.3

Table 5.163: What effect do you most often get when you drink wine coolers?

Grade Level	N of Valid	N of Miss	Do Not Use	No High	A Little High	Very High	Bombed/Stoned
6th	19	0	78.9	15.8	0.0	0.0	5.3
7th	118	2	83.1	11.0	2.5	1.7	1.7
8th	116	5	67.2	19.0	10.3	2.6	0.9
9th	106	2	49.1	17.0	27.4	4.7	1.9
10th	85	22	57.6	18.8	12.9	3.5	7.1
11th	67	11	56.7	13.4	19.4	3.0	7.5
12th	73	0	50.7	6.8	24.7	11.0	6.8
Jr Hi	253	7	75.5	15.0	5.9	2.0	1.6
Sr Hi	331	35	53.2	14.5	21.5	5.4	5.4
Total	584	42	62.8	14.7	14.7	3.9	3.8

Table 5.164: What effect do you most often get when you drink liquor?

Grade Level	N of Valid	N of Miss	Do Not Use	No High	A Little High	Very High	Bombed/Stoned
6th	19	0	89.5	0.0	0.0	5.3	5.3
7th	117	3	85.5	8.5	1.7	1.7	2.6
8th	115	6	74.8	7.0	7.8	7.0	3.5
9th	106	2	44.3	8.5	20.8	18.9	7.5
10th	83	24	48.2	7.2	19.3	14.5	10.8
11th	67	11	52.2	13.4	7.5	11.9	14.9
12th	73	0	47.9	2.7	13.7	16.4	19.2
Jr Hi	251	9	80.9	7.2	4.4	4.4	3.2
Sr Hi	329	37	47.7	7.9	16.1	15.8	12.5
Total	580	46	62.1	7.6	11.0	10.9	8.4

Table 5.165: What effect do you most often get when you smoke marijuana?

Grade Level	N of Valid	N of Miss	Do Not Use	No High	A Little High	Very High	Bombed/Stoned
6th	19	0	94.7	0.0	0.0	0.0	5.3
7th	118	2	94.1	0.8	1.7	1.7	1.7
8th	116	5	91.4	0.0	0.9	2.6	5.2
9th	106	2	71.7	0.0	2.8	12.3	13.2
10th	85	22	70.6	2.4	4.7	9.4	12.9
11th	67	11	82.1	0.0	3.0	3.0	11.9
12th	73	0	76.7	0.0	4.1	2.7	16.4
Jr Hi	253	7	92.9	0.4	1.2	2.0	3.6
Sr Hi	331	35	74.6	0.6	3.6	7.6	13.6
Total	584	42	82.5	0.5	2.6	5.1	9.2

Table 5.166: What effect do you most often get when you use cocaine?

Grade Level	N of Valid	N of Miss	Do Not Use	No High	A Little High	Very High	Bombed/Stoned
6th	19	0	94.7	0.0	0.0	0.0	5.3
7th	118	2	96.6	0.0	0.8	0.8	1.7
8th	116	5	99.1	0.9	0.0	0.0	0.0
9th	106	2	92.5	0.0	0.9	2.8	3.8
10th	85	22	89.4	2.4	2.4	1.2	4.7
11th	68	10	92.6	0.0	1.5	0.0	5.9
12th	72	1	90.3	0.0	1.4	2.8	5.6
Jr Hi	253	7	97.6	0.4	0.4	0.4	1.2
Sr Hi	331	35	91.2	0.6	1.5	1.8	4.8
Total	584	42	94.0	0.5	1.0	1.2	3.3

Table 5.167: What effect do you most often get when you use uppers?

Grade Level	N of Valid	N of Miss	Do Not Use	No High	A Little High	Very High	Bombed/Stoned
6th	19	0	94.7	0.0	0.0	0.0	5.3
7th	118	2	96.6	0.0	0.8	0.8	1.7
8th	116	5	99.1	0.9	0.0	0.0	0.0
9th	106	2	92.5	0.0	1.9	0.9	4.7
10th	85	22	89.4	1.2	2.4	4.7	2.4
11th	67	11	89.6	1.5	1.5	1.5	6.0
12th	72	1	93.1	0.0	0.0	4.2	2.8
Jr Hi	253	7	97.6	0.4	0.4	0.4	1.2
Sr Hi	330	36	91.2	0.6	1.5	2.7	3.9
Total	583	43	94.0	0.5	1.0	1.7	2.7

Table 5.168: What effect do you most often get when you use downers?

Grade Level	N of Valid	N of Miss	Do Not Use	No High	A Little High	Very High	Bombed/Stoned
6th	19	0	94.7	0.0	0.0	0.0	5.3
7th	118	2	97.5	0.0	0.0	0.8	1.7
8th	116	5	98.3	0.9	0.9	0.0	0.0
9th	106	2	92.5	0.0	2.8	1.9	2.8
10th	85	22	87.1	2.4	1.2	4.7	4.7
11th	67	11	91.0	0.0	0.0	3.0	6.0
12th	72	1	90.3	0.0	1.4	4.2	4.2
Jr Hi	253	7	97.6	0.4	0.4	0.4	1.2
Sr Hi	330	36	90.3	0.6	1.5	3.3	4.2
Total	583	43	93.5	0.5	1.0	2.1	2.9

Table 5.169: What effect do you most often get when you use inhalants?

Grade Level	N of Valid	N of Miss	Do Not Use	No High	A Little High	Very High	Bombed/Stoned
6th	19	0	94.7	0.0	0.0	0.0	5.3
7th	118	2	94.9	0.0	2.5	0.8	1.7
8th	116	5	95.7	0.9	1.7	1.7	0.0
9th	106	2	92.5	0.0	0.0	4.7	2.8
10th	85	22	90.6	1.2	2.4	2.4	3.5
11th	67	11	92.5	0.0	3.0	0.0	4.5
12th	73	0	91.8	0.0	0.0	4.1	4.1
Jr Hi	253	7	95.3	0.4	2.0	1.2	1.2
Sr Hi	331	35	91.8	0.3	1.2	3.0	3.6
Total	584	42	93.3	0.3	1.5	2.2	2.6

Table 5.170: What effect do you most often get when you use hallucinogens?

Grade Level	N of Valid	N of Miss	Do Not Use	No High	A Little High	Very High	Bombed/Stoned
6th	19	0	94.7	0.0	0.0	0.0	5.3
7th	118	2	96.6	0.0	0.8	0.8	1.7
8th	116	5	99.1	0.9	0.0	0.0	0.0
9th	106	2	94.3	0.0	0.0	0.9	4.7
10th	85	22	91.8	1.2	2.4	1.2	3.5
11th	69	9	92.8	0.0	0.0	0.0	7.2
12th	73	0	95.9	0.0	0.0	0.0	4.1
Jr Hi	253	7	97.6	0.4	0.4	0.4	1.2
Sr Hi	333	33	93.7	0.3	0.6	0.6	4.8
Total	586	40	95.4	0.3	0.5	0.5	3.2

Table 5.171: What effect do you most often get when you use heroin?

Grade Level	N of Valid	N of Miss	Do Not Use	No High	A Little High	Very High	Bombed/Stoned
6th	19	0	94.7	0.0	0.0	0.0	5.3
7th	118	2	96.6	0.0	0.8	0.8	1.7
8th	116	5	99.1	0.9	0.0	0.0	0.0
9th	106	2	96.2	0.0	0.9	0.9	1.9
10th	85	22	90.6	2.4	0.0	1.2	5.9
11th	68	10	94.1	0.0	0.0	0.0	5.9
12th	73	0	97.3	0.0	0.0	0.0	2.7
Jr Hi	253	7	97.6	0.4	0.4	0.4	1.2
Sr Hi	332	34	94.6	0.6	0.3	0.6	3.9
Total	585	41	95.9	0.5	0.3	0.5	2.7

Table 5.172: What effect do you most often get when you use steroids?

Grade Level	N of Valid	N of Miss	Do Not Use	No High	A Little High	Very High	Bombed/Stoned
6th	19	0	94.7	0.0	0.0	0.0	5.3
7th	118	2	96.6	0.0	0.8	0.8	1.7
8th	116	5	99.1	0.9	0.0	0.0	0.0
9th	106	2	99.1	0.0	0.0	0.0	0.9
10th	84	23	92.9	2.4	0.0	1.2	3.6
11th	68	10	95.6	0.0	1.5	0.0	2.9
12th	73	0	100.0	0.0	0.0	0.0	0.0
Jr Hi	253	7	97.6	0.4	0.4	0.4	1.2
Sr Hi	331	35	97.0	0.6	0.3	0.3	1.8
Total	584	42	97.3	0.5	0.3	0.3	1.5

Table 5.173: What effect do you most often get when you use ecstasy?

Grade Level	N of Valid	N of Miss	Do Not Use	No High	A Little High	Very High	Bombed/Stoned
6th	19	0	94.7	0.0	0.0	0.0	5.3
7th	118	2	96.6	0.0	0.8	0.8	1.7
8th	116	5	97.4	0.9	0.0	0.9	0.9
9th	106	2	93.4	0.0	0.0	1.9	4.7
10th	83	24	92.8	1.2	2.4	0.0	3.6
11th	68	10	89.7	0.0	0.0	0.0	10.3
12th	73	0	95.9	0.0	0.0	0.0	4.1
Jr Hi	253	7	96.8	0.4	0.4	0.8	1.6
Sr Hi	330	36	93.0	0.3	0.6	0.6	5.5
Total	583	43	94.7	0.3	0.5	0.7	3.8

Table 5.174: What effect do you most often get when you use OxyContin?

Grade Level	N of Valid	N of Miss	Do Not Use	No High	A Little High	Very High	Bombed/Stoned
6th	19	0	94.7	0.0	0.0	0.0	5.3
7th	118	2	94.9	0.8	0.8	1.7	1.7
8th	116	5	95.7	0.9	0.9	0.0	2.6
9th	106	2	91.5	0.0	0.9	1.9	5.7
10th	83	24	86.7	2.4	2.4	6.0	2.4
11th	67	11	92.5	0.0	0.0	0.0	7.5
12th	73	0	87.7	0.0	1.4	0.0	11.0
Jr Hi	253	7	95.3	0.8	0.8	0.8	2.4
Sr Hi	329	37	89.7	0.6	1.2	2.1	6.4
Total	582	44	92.1	0.7	1.0	1.5	4.6

5.10 How Easy Is It To Get

Table 5.175: How easy is it to get cigarettes?

Grade Level	N of Valid	N of Miss	Cannot Get	Very Difficult	Fairly Difficult	Fairly Easy	Very Easy
6th	19	0	63.2	5.3	5.3	0.0	26.3
7th	117	3	35.0	1.7	6.0	17.9	39.3
8th	116	5	42.2	2.6	11.2	16.4	27.6
9th	101	7	22.8	1.0	3.0	15.8	57.4
10th	82	25	15.9	1.2	0.0	19.5	63.4
11th	66	12	21.2	0.0	3.0	15.2	60.6
12th	72	1	8.3	0.0	0.0	12.5	79.2
Jr Hi	252	8	40.5	2.4	8.3	15.9	32.9
Sr Hi	321	45	17.4	0.6	1.6	15.9	64.5
Total	573	53	27.6	1.4	4.5	15.9	50.6

Table 5.176: How easy is it to get smokeless tobacco?

Grade Level	N of Valid	N of Miss	Cannot Get	Very Difficult	Fairly Difficult	Fairly Easy	Very Easy
6th	19	0	73.7	0.0	5.3	5.3	15.8
7th	117	3	41.0	0.9	4.3	14.5	39.3
8th	116	5	50.9	1.7	6.0	10.3	31.0
9th	102	6	31.4	2.0	2.9	11.8	52.0
10th	81	26	24.7	0.0	1.2	14.8	59.3
11th	65	13	32.3	1.5	1.5	13.8	50.8
12th	72	1	11.1	0.0	0.0	9.7	79.2
Jr Hi	252	8	48.0	1.2	5.2	11.9	33.7
Sr Hi	320	46	25.3	0.9	1.6	12.5	59.7
Total	572	54	35.3	1.0	3.1	12.2	48.3

Table 5.177: How easy is it to get cigars?

Grade Level	N of Valid	N of Miss	Cannot Get	Very Difficult	Fairly Difficult	Fairly Easy	Very Easy
6th	19	0	73.7	0.0	5.3	0.0	21.1
7th	119	1	51.3	6.7	8.4	11.8	21.8
8th	115	6	58.3	4.3	10.4	5.2	21.7
9th	100	8	38.0	2.0	10.0	16.0	34.0
10th	82	25	25.6	1.2	3.7	19.5	50.0
11th	65	13	32.3	1.5	4.6	16.9	44.6
12th	72	1	18.1	1.4	0.0	16.7	63.9
Jr Hi	253	7	56.1	5.1	9.1	7.9	21.7
Sr Hi	319	47	29.2	1.6	5.0	17.2	47.0
Total	572	54	41.1	3.1	6.8	13.1	35.8

Table 5.178: How easy is it to get beer?

Grade Level	N of Valid	N of Miss	Cannot Get	Very Difficult	Fairly Difficult	Fairly Easy	Very Easy
6th	19	0	68.4	0.0	5.3	0.0	26.3
7th	119	1	50.4	5.9	7.6	11.8	24.4
8th	115	6	47.0	4.3	9.6	10.4	28.7
9th	105	3	26.7	4.8	9.5	15.2	43.8
10th	81	26	13.6	3.7	3.7	23.5	55.6
11th	65	13	26.2	0.0	3.1	21.5	49.2
12th	72	1	6.9	2.8	4.2	19.4	66.7
Jr Hi	253	7	50.2	4.7	8.3	10.3	26.5
Sr Hi	323	43	18.9	3.1	5.6	19.5	52.9
Total	576	50	32.6	3.8	6.8	15.5	41.3

Table 5.179: How easy is it to get wine coolers?

Grade Level	N of Valid	N of Miss	Cannot Get	Very Difficult	Fairly Difficult	Fairly Easy	Very Easy
6th	19	0	57.9	5.3	15.8	5.3	15.8
7th	118	2	57.6	5.1	5.9	11.9	19.5
8th	115	6	47.0	7.0	10.4	7.0	28.7
9th	103	5	27.2	3.9	9.7	17.5	41.7
10th	81	26	21.0	2.5	8.6	22.2	45.7
11th	67	11	28.4	0.0	4.5	20.9	46.3
12th	72	1	8.3	2.8	5.6	18.1	65.3
Jr Hi	252	8	52.8	6.0	8.7	9.1	23.4
Sr Hi	323	43	21.7	2.5	7.4	19.5	48.9
Total	575	51	35.3	4.0	8.0	15.0	37.7

Table 5.180: How easy is it to get liquor?

Grade Level	N of Valid	N of Miss	Cannot Get	Very Difficult	Fairly Difficult	Fairly Easy	Very Easy
6th	19	0	68.4	5.3	10.5	5.3	10.5
7th	118	2	59.3	5.1	5.9	9.3	20.3
8th	116	5	54.3	6.0	8.6	7.8	23.3
9th	104	4	26.9	7.7	9.6	17.3	38.5
10th	81	26	19.8	4.9	4.9	28.4	42.0
11th	66	12	25.8	0.0	4.5	22.7	47.0
12th	72	1	8.3	2.8	4.2	18.1	66.7
Jr Hi	253	7	57.7	5.5	7.5	8.3	20.9
Sr Hi	323	43	20.7	4.3	6.2	21.4	47.4
Total	576	50	37.0	4.9	6.8	15.6	35.8

Table 5.181: How easy is it to get marijuana?

Grade Level	N of Valid	N of Miss	Cannot Get	Very Difficult	Fairly Difficult	Fairly Easy	Very Easy
6th	19	0	78.9	5.3	10.5	0.0	5.3
7th	119	1	64.7	6.7	5.0	6.7	16.8
8th	115	6	64.3	7.0	7.0	6.1	15.7
9th	100	8	53.0	3.0	11.0	8.0	25.0
10th	81	26	27.2	6.2	11.1	27.2	28.4
11th	69	9	39.1	5.8	8.7	13.0	33.3
12th	72	1	25.0	4.2	1.4	18.1	51.4
Jr Hi	253	7	65.6	6.7	6.3	5.9	15.4
Sr Hi	322	44	37.3	4.7	8.4	16.1	33.5
Total	575	51	49.7	5.6	7.5	11.7	25.6

Table 5.182: How easy is it to get cocaine?

Grade Level	N of Valid	N of Miss	Cannot Get	Very Difficult	Fairly Difficult	Fairly Easy	Very Easy
6th	19	0	78.9	5.3	10.5	0.0	5.3
7th	119	1	68.1	5.0	4.2	6.7	16.0
8th	115	6	73.0	5.2	3.5	7.0	11.3
9th	100	8	62.0	7.0	10.0	9.0	12.0
10th	79	28	43.0	10.1	12.7	16.5	17.7
11th	68	10	50.0	5.9	8.8	11.8	23.5
12th	72	1	37.5	9.7	8.3	18.1	26.4
Jr Hi	253	7	71.1	5.1	4.3	6.3	13.0
Sr Hi	319	47	49.2	8.2	10.0	13.5	19.1
Total	572	54	58.9	6.8	7.5	10.3	16.4

Table 5.183: How easy is it to get uppers?

Grade Level	N of Valid	N of Miss	Cannot Get	Very Difficult	Fairly Difficult	Fairly Easy	Very Easy
6th	18	1	83.3	0.0	11.1	0.0	5.6
7th	119	1	68.1	5.9	5.0	5.9	15.1
8th	115	6	73.0	6.1	2.6	7.0	11.3
9th	100	8	67.0	7.0	8.0	9.0	9.0
10th	83	24	41.0	9.6	13.3	16.9	19.3
11th	69	9	44.9	4.3	8.7	11.6	30.4
12th	72	1	37.5	5.6	6.9	15.3	34.7
Jr Hi	252	8	71.4	5.6	4.4	6.0	12.7
Sr Hi	324	42	49.1	6.8	9.3	13.0	21.9
Total	576	50	58.9	6.3	7.1	9.9	17.9

Table 5.184: How easy is it to get downers?

Grade Level	N of Valid	N of Miss	Cannot Get	Very Difficult	Fairly Difficult	Fairly Easy	Very Easy
6th	18	1	83.3	5.6	5.6	0.0	5.6
7th	119	1	68.9	5.0	5.0	5.0	16.0
8th	115	6	72.2	5.2	3.5	7.8	11.3
9th	100	8	64.0	7.0	11.0	9.0	9.0
10th	82	25	41.5	7.3	13.4	15.9	22.0
11th	67	11	47.8	3.0	10.4	13.4	25.4
12th	72	1	38.9	5.6	8.3	9.7	37.5
Jr Hi	252	8	71.4	5.2	4.4	6.0	13.1
Sr Hi	321	45	49.2	5.9	10.9	11.8	22.1
Total	573	53	59.0	5.6	8.0	9.2	18.2

Table 5.185: How easy is it to get inhalants?

Grade Level	N of Valid	N of Miss	Cannot Get	Very Difficult	Fairly Difficult	Fairly Easy	Very Easy
6th	19	0	78.9	0.0	5.3	5.3	10.5
7th	119	1	63.9	2.5	1.7	5.0	26.9
8th	115	6	67.8	5.2	3.5	4.3	19.1
9th	100	8	61.0	6.0	8.0	8.0	17.0
10th	81	26	40.7	7.4	9.9	13.6	28.4
11th	66	12	50.0	1.5	7.6	10.6	30.3
12th	72	1	36.1	5.6	1.4	11.1	45.8
Jr Hi	253	7	66.8	3.6	2.8	4.7	22.1
Sr Hi	319	47	48.0	5.3	6.9	10.7	29.2
Total	572	54	56.3	4.5	5.1	8.0	26.0

Table 5.186: How easy is it to get hallucinogens?

Grade Level	N of Valid	N of Miss	Cannot Get	Very Difficult	Fairly Difficult	Fairly Easy	Very Easy
6th	19	0	78.9	0.0	10.5	5.3	5.3
7th	119	1	72.3	5.0	3.4	4.2	15.1
8th	114	7	75.4	6.1	2.6	3.5	12.3
9th	99	9	63.6	8.1	9.1	6.1	13.1
10th	82	25	45.1	12.2	13.4	14.6	14.6
11th	66	12	51.5	7.6	6.1	13.6	21.2
12th	72	1	44.4	9.7	12.5	8.3	25.0
Jr Hi	252	8	74.2	5.2	3.6	4.0	13.1
Sr Hi	319	47	52.0	9.4	10.3	10.3	17.9
Total	571	55	61.8	7.5	7.4	7.5	15.8

Table 5.187: How easy is it to get heroin?

Grade Level	N of Valid	N of Miss	Cannot Get	Very Difficult	Fairly Difficult	Fairly Easy	Very Easy
6th	19	0	78.9	0.0	15.8	0.0	5.3
7th	118	2	72.0	6.8	3.4	4.2	13.6
8th	115	6	73.0	7.0	3.5	3.5	13.0
9th	100	8	68.0	8.0	8.0	7.0	9.0
10th	80	27	46.3	15.0	10.0	12.5	16.3
11th	67	11	49.3	7.5	10.4	11.9	20.9
12th	72	1	43.1	12.5	12.5	8.3	23.6
Jr Hi	252	8	73.0	6.3	4.4	3.6	12.7
Sr Hi	319	47	53.0	10.7	10.0	9.7	16.6
Total	571	55	61.8	8.8	7.5	7.0	14.9

Table 5.188: How easy is it to get steroids?

Grade Level	N of Valid	N of Miss	Cannot Get	Very Difficult	Fairly Difficult	Fairly Easy	Very Easy
6th	19	0	78.9	5.3	5.3	5.3	5.3
7th	119	1	70.6	5.9	3.4	4.2	16.0
8th	115	6	73.0	6.1	3.5	5.2	12.2
9th	100	8	68.0	6.0	14.0	5.0	7.0
10th	80	27	46.3	8.8	17.5	12.5	15.0
11th	68	10	51.5	5.9	8.8	11.8	22.1
12th	72	1	44.4	5.6	12.5	8.3	29.2
Jr Hi	253	7	72.3	5.9	3.6	4.7	13.4
Sr Hi	320	46	53.8	6.6	13.4	9.1	17.2
Total	573	53	62.0	6.3	9.1	7.2	15.5

Table 5.189: How easy is it to get ecstasy?

Grade Level	N of Valid	N of Miss	Cannot Get	Very Difficult	Fairly Difficult	Fairly Easy	Very Easy
6th	19	0	84.2	0.0	10.5	0.0	5.3
7th	119	1	71.4	5.9	3.4	3.4	16.0
8th	115	6	73.9	6.1	2.6	4.3	13.0
9th	100	8	65.0	7.0	9.0	8.0	11.0
10th	81	26	44.4	11.1	12.3	12.3	19.8
11th	67	11	46.3	7.5	11.9	10.4	23.9
12th	72	1	43.1	9.7	8.3	9.7	29.2
Jr Hi	253	7	73.5	5.5	3.6	3.6	13.8
Sr Hi	320	46	50.9	8.8	10.3	10.0	20.0
Total	573	53	60.9	7.3	7.3	7.2	17.3

Table 5.190: How easy is it to get OxyContin?

Grade Level	N of Valid	N of Miss	Cannot Get	Very Difficult	Fairly Difficult	Fairly Easy	Very Easy
6th	18	1	77.8	5.6	5.6	0.0	11.1
7th	118	2	71.2	3.4	3.4	6.8	15.3
8th	114	7	74.6	5.3	3.5	5.3	11.4
9th	99	9	62.6	7.1	7.1	6.1	17.2
10th	82	25	40.2	11.0	6.1	17.1	25.6
11th	66	12	47.0	10.6	6.1	7.6	28.8
12th	72	1	31.9	8.3	8.3	11.1	40.3
Jr Hi	250	10	73.2	4.4	3.6	5.6	13.2
Sr Hi	319	47	46.7	9.1	6.9	10.3	27.0
Total	569	57	58.3	7.0	5.4	8.3	20.9

5.11 In My School, I Feel Safe...

Table 5.191: In my school, I feel safe in the classroom?

Grade Level	N of Valid	N of Miss	Never	Seldom	Sometimes	Often	A Lot
6th	19	0	15.8	10.5	15.8	21.1	36.8
7th	118	2	27.1	6.8	13.6	22.9	29.7
8th	116	5	8.6	6.0	17.2	25.9	42.2
9th	102	6	10.8	3.9	12.7	19.6	52.9
10th	80	27	13.8	1.3	13.8	20.0	51.3
11th	67	11	17.9	4.5	11.9	20.9	44.8
12th	72	1	6.9	1.4	6.9	22.2	62.5
Jr Hi	253	7	17.8	6.7	15.4	24.1	36.0
Sr Hi	321	45	12.1	2.8	11.5	20.6	53.0
Total	574	52	14.6	4.5	13.2	22.1	45.5

Table 5.192: In my school, I feel safe in the cafeteria?

Grade Level	N of Valid	N of Miss	Never	Seldom	Sometimes	Often	A Lot
6th	19	0	10.5	5.3	15.8	15.8	52.6
7th	117	3	25.6	7.7	12.0	23.1	31.6
8th	116	5	11.2	8.6	20.7	22.4	37.1
9th	103	5	12.6	9.7	7.8	16.5	53.4
10th	80	27	13.8	0.0	16.3	18.8	51.3
11th	67	11	17.9	4.5	11.9	20.9	44.8
12th	72	1	5.6	2.8	12.5	19.4	59.7
Jr Hi	252	8	17.9	7.9	16.3	22.2	35.7
Sr Hi	322	44	12.4	4.7	11.8	18.6	52.5
Total	574	52	14.8	6.1	13.8	20.2	45.1

Table 5.193: In my school, I feel safe in the halls?

Grade Level	N of Valid	N of Miss	Never	Seldom	Sometimes	Often	A Lot
6th	19	0	15.8	5.3	21.1	15.8	42.1
7th	117	3	26.5	16.2	19.7	16.2	21.4
8th	116	5	12.9	12.9	19.8	19.0	35.3
9th	103	5	13.6	8.7	14.6	16.5	46.6
10th	78	29	14.1	3.8	14.1	21.8	46.2
11th	68	10	19.1	5.9	14.7	16.2	44.1
12th	72	1	5.6	2.8	15.3	23.6	52.8
Jr Hi	252	8	19.4	13.9	19.8	17.5	29.4
Sr Hi	321	45	13.1	5.6	14.6	19.3	47.4
Total	573	53	15.9	9.2	16.9	18.5	39.4

Table 5.194: In my school, I feel safe in the bathroom?

Grade Level	N of Valid	N of Miss	Never	Seldom	Sometimes	Often	A Lot
6th	19	0	15.8	15.8	15.8	26.3	26.3
7th	119	1	31.1	10.9	22.7	15.1	20.2
8th	116	5	14.7	12.9	20.7	18.1	33.6
9th	103	5	15.5	9.7	14.6	13.6	46.6
10th	78	29	14.1	2.6	15.4	20.5	47.4
11th	68	10	19.1	4.4	13.2	17.6	45.6
12th	72	1	5.6	0.0	18.1	23.6	52.8
Jr Hi	254	6	22.4	12.2	21.3	17.3	26.8
Sr Hi	321	45	13.7	4.7	15.3	18.4	48.0
Total	575	51	17.6	8.0	17.9	17.9	38.6

Table 5.195: In my school, I feel safe in the gym?

Grade Level	N of Valid	N of Miss	Never	Seldom	Sometimes	Often	A Lot
6th	18	1	5.6	16.7	5.6	11.1	61.1
7th	118	2	28.0	11.0	12.7	22.0	26.3
8th	116	5	11.2	7.8	21.6	20.7	38.8
9th	102	6	13.7	8.8	11.8	14.7	51.0
10th	80	27	13.8	1.3	13.8	20.0	51.3
11th	65	13	16.9	4.6	15.4	15.4	47.7
12th	72	1	5.6	0.0	9.7	25.0	59.7
Jr Hi	252	8	18.7	9.9	16.3	20.6	34.5
Sr Hi	319	47	12.5	4.1	12.5	18.5	52.4
Total	571	55	15.2	6.7	14.2	19.4	44.5

Table 5.196: In my school, I feel safe on the school bus?

Grade Level	N of Valid	N of Miss	Never	Seldom	Sometimes	Often	A Lot
6th	19	0	21.1	15.8	5.3	15.8	42.1
7th	116	4	32.8	11.2	16.4	18.1	21.6
8th	115	6	18.3	9.6	16.5	16.5	39.1
9th	100	8	17.0	5.0	12.0	17.0	49.0
10th	80	27	15.0	2.5	15.0	18.8	48.8
11th	67	11	17.9	6.0	11.9	20.9	43.3
12th	70	3	7.1	0.0	12.9	25.7	54.3
Jr Hi	250	10	25.2	10.8	15.6	17.2	31.2
Sr Hi	317	49	14.5	3.5	12.9	20.2	48.9
Total	567	59	19.2	6.7	14.1	18.9	41.1

Table 5.197: In my school, I feel safe at school events?

Grade Level	N of Valid	N of Miss	Never	Seldom	Sometimes	Often	A Lot
6th	19	0	15.8	15.8	21.1	15.8	31.6
7th	118	2	28.0	15.3	9.3	19.5	28.0
8th	116	5	15.5	3.4	19.8	21.6	39.7
9th	102	6	15.7	4.9	13.7	19.6	46.1
10th	80	27	13.8	5.0	16.3	18.8	46.3
11th	67	11	17.9	6.0	11.9	22.4	41.8
12th	72	1	4.2	2.8	16.7	20.8	55.6
Jr Hi	253	7	21.3	9.9	15.0	20.2	33.6
Sr Hi	321	45	13.1	4.7	14.6	20.2	47.4
Total	574	52	16.7	7.0	14.8	20.2	41.3

Table 5.198: In my school, I feel safe on the playground?

Grade Level	N of Valid	N of Miss	Never	Seldom	Sometimes	Often	A Lot
6th	19	0	10.5	15.8	10.5	10.5	52.6
7th	117	3	30.8	11.1	15.4	17.9	24.8
8th	116	5	21.6	4.3	16.4	18.1	39.7
9th	100	8	16.0	4.0	11.0	15.0	54.0
10th	79	28	15.2	2.5	16.5	17.7	48.1
11th	68	10	19.1	5.9	13.2	16.2	45.6
12th	71	2	5.6	4.2	9.9	22.5	57.7
Jr Hi	252	8	25.0	8.3	15.5	17.5	33.7
Sr Hi	318	48	14.2	4.1	12.6	17.6	51.6
Total	570	56	18.9	6.0	13.9	17.5	43.7

Table 5.199: In my school, I feel safe in the parking lot?

Grade Level	N of Valid	N of Miss	Never	Seldom	Sometimes	Often	A Lot
6th	19	0	31.6	21.1	5.3	15.8	26.3
7th	117	3	33.3	13.7	15.4	17.1	20.5
8th	116	5	18.1	8.6	18.1	17.2	37.9
9th	102	6	16.7	4.9	12.7	18.6	47.1
10th	80	27	13.8	2.5	18.8	21.3	43.8
11th	67	11	20.9	7.5	10.4	19.4	41.8
12th	72	1	6.9	2.8	13.9	23.6	52.8
Jr Hi	252	8	26.2	11.9	15.9	17.1	29.0
Sr Hi	321	45	14.6	4.4	14.0	20.6	46.4
Total	573	53	19.7	7.7	14.8	19.0	38.7

Table 5.200: In my school, I feel safe in all school areas?

Grade Level	N of Valid	N of Miss	Never	Seldom	Sometimes	Often	A Lot
6th	19	0	15.8	10.5	5.3	21.1	47.4
7th	118	2	32.2	6.8	19.5	17.8	23.7
8th	115	6	15.7	6.1	16.5	22.6	39.1
9th	102	6	14.7	5.9	14.7	14.7	50.0
10th	78	29	12.8	1.3	19.2	21.8	44.9
11th	67	11	19.4	6.0	11.9	19.4	43.3
12th	72	1	5.6	1.4	15.3	25.0	52.8
Jr Hi	252	8	23.4	6.7	17.1	20.2	32.5
Sr Hi	319	47	13.2	3.8	15.4	19.7	48.0
Total	571	55	17.7	5.1	16.1	20.0	41.2

5.12 In My Neighborhood, I Feel Safe...

Table 5.201: In my neighborhood, I feel safe where I live?

Grade Level	N of Valid	N of Miss	Never	Seldom	Sometimes	Often	A Lot
6th	19	0	5.3	0.0	10.5	10.5	73.7
7th	116	4	17.2	1.7	9.5	15.5	56.0
8th	116	5	1.7	4.3	8.6	11.2	74.1
9th	103	5	4.9	2.9	5.8	14.6	71.8
10th	77	30	9.1	3.9	7.8	9.1	70.1
11th	66	12	13.6	0.0	9.1	22.7	54.5
12th	73	0	4.1	0.0	9.6	11.0	75.3
Jr Hi	251	9	9.2	2.8	9.2	13.1	65.7
Sr Hi	319	47	7.5	1.9	7.8	14.1	68.7
Total	570	56	8.2	2.3	8.4	13.7	67.4

Table 5.202: In my neighborhood, I feel safe in the streets?

Grade Level	N of Valid	N of Miss	Never	Seldom	Sometimes	Often	A Lot
6th	19	0	21.1	5.3	31.6	15.8	26.3
7th	116	4	33.6	9.5	12.9	17.2	26.7
8th	116	5	16.4	10.3	14.7	21.6	37.1
9th	101	7	16.8	5.0	12.9	18.8	46.5
10th	78	29	16.7	5.1	15.4	15.4	47.4
11th	65	13	21.5	4.6	12.3	16.9	44.6
12th	72	1	4.2	1.4	15.3	19.4	59.7
Jr Hi	251	9	24.7	9.6	15.1	19.1	31.5
Sr Hi	316	50	14.9	4.1	13.9	17.7	49.4
Total	567	59	19.2	6.5	14.5	18.3	41.4

Table 5.203: In my neighborhood, I feel safe at the movies?

Grade Level	N of Valid	N of Miss	Never	Seldom	Sometimes	Often	A Lot
6th	18	1	5.6	5.6	27.8	22.2	38.9
7th	117	3	23.1	12.0	12.0	19.7	33.3
8th	115	6	11.3	6.1	20.0	17.4	45.2
9th	102	6	6.9	2.9	24.5	21.6	44.1
10th	77	30	9.1	5.2	13.0	24.7	48.1
11th	66	12	18.2	0.0	15.2	19.7	47.0
12th	73	0	4.1	2.7	12.3	19.2	61.6
Jr Hi	250	10	16.4	8.8	16.8	18.8	39.2
Sr Hi	318	48	9.1	2.8	17.0	21.4	49.7
Total	568	58	12.3	5.5	16.9	20.2	45.1

Table 5.204: In my neighborhood, I feel safe on the playground?

Grade Level	N of Valid	N of Miss	Never	Seldom	Sometimes	Often	A Lot
6th	19	0	10.5	15.8	15.8	21.1	36.8
7th	115	5	30.4	9.6	13.9	15.7	30.4
8th	116	5	15.5	4.3	15.5	18.1	46.6
9th	100	8	16.0	6.0	14.0	16.0	48.0
10th	77	30	11.7	6.5	14.3	14.3	53.2
11th	65	13	15.4	1.5	12.3	21.5	49.2
12th	73	0	4.1	1.4	15.1	17.8	61.6
Jr Hi	250	10	22.0	7.6	14.8	17.2	38.4
Sr Hi	315	51	12.1	4.1	14.0	17.1	52.7
Total	565	61	16.5	5.7	14.3	17.2	46.4

Table 5.205: In my neighborhood, I feel safe at my friend's house?

Grade Level	N of Valid	N of Miss	Never	Seldom	Sometimes	Often	A Lot
6th	19	0	5.3	0.0	10.5	21.1	63.2
7th	116	4	18.1	6.0	12.1	15.5	48.3
8th	116	5	7.8	3.4	7.8	16.4	64.7
9th	103	5	5.8	1.0	6.8	17.5	68.9
10th	75	32	6.7	4.0	8.0	10.7	70.7
11th	65	13	15.4	0.0	6.2	18.5	60.0
12th	73	0	4.1	0.0	9.6	17.8	68.5
Jr Hi	251	9	12.4	4.4	10.0	16.3	57.0
Sr Hi	316	50	7.6	1.3	7.6	16.1	67.4
Total	567	59	9.7	2.6	8.6	16.2	62.8

Table 5.206: In my neighborhood, I feel safe at the mall?

Grade Level	N of Valid	N of Miss	Never	Seldom	Sometimes	Often	A Lot
6th	19	0	15.8	10.5	21.1	21.1	31.6
7th	117	3	24.8	9.4	16.2	15.4	34.2
8th	116	5	11.2	8.6	19.0	16.4	44.8
9th	101	7	12.9	5.0	16.8	22.8	42.6
10th	77	30	9.1	6.5	10.4	22.1	51.9
11th	65	13	15.4	1.5	9.2	24.6	49.2
12th	72	1	4.2	1.4	13.9	20.8	59.7
Jr Hi	252	8	17.9	9.1	17.9	16.3	38.9
Sr Hi	315	51	10.5	3.8	13.0	22.5	50.2
Total	567	59	13.8	6.2	15.2	19.8	45.1

5.13 Would Your Parents Disapprove Of You

Table 5.207: Would you parents disapprove of you using tobacco?

Grade Level	N of Valid	N of Miss	Don't Disapprove	Disapprove	Strongly Disapprove	Don't Know
6th	19	0	15.8	15.8	57.9	10.5
7th	117	3	18.8	12.0	57.3	12.0
8th	115	6	9.6	13.0	66.1	11.3
9th	103	5	15.5	23.3	52.4	8.7
10th	78	29	20.5	23.1	44.9	11.5
11th	66	12	19.7	21.2	50.0	9.1
12th	73	0	20.5	19.2	58.9	1.4
Jr Hi	251	9	14.3	12.7	61.4	11.6
Sr Hi	320	46	18.8	21.9	51.6	7.8
Total	571	55	16.8	17.9	55.9	9.5

Table 5.208: Would you parents disapprove of you using alcohol?

Grade Level	N of Valid	N of Miss	Don't Disapprove	Disapprove	Strongly Disapprove	Don't Know
6th	19	0	10.5	10.5	68.4	10.5
7th	117	3	13.7	12.0	61.5	12.8
8th	115	6	4.3	17.4	66.1	12.2
9th	103	5	7.8	26.2	57.3	8.7
10th	79	28	12.7	26.6	49.4	11.4
11th	67	11	13.4	28.4	46.3	11.9
12th	72	1	16.7	20.8	55.6	6.9
Jr Hi	251	9	9.2	14.3	64.1	12.4
Sr Hi	321	45	12.1	25.5	52.6	9.7
Total	572	54	10.8	20.6	57.7	10.8

Table 5.209: Would you parents disapprove of you using marijuana?

Grade Level	N of Valid	N of Miss	Don't Disapprove	Disapprove	Strongly Disapprove	Don't Know
6th	19	0	5.3	5.3	78.9	10.5
7th	117	3	12.8	9.4	65.8	12.0
8th	115	6	2.6	7.0	80.0	10.4
9th	102	6	4.9	12.7	76.5	5.9
10th	79	28	6.3	7.6	74.7	11.4
11th	66	12	9.1	16.7	65.2	9.1
12th	72	1	4.2	11.1	79.2	5.6
Jr Hi	251	9	7.6	8.0	73.3	11.2
Sr Hi	319	47	6.0	11.9	74.3	7.8
Total	570	56	6.7	10.2	73.9	9.3

Table 5.210: Would you parents disapprove of you using other illicit drugs?

Grade Level	N of Valid	N of Miss	Don't Disapprove	Disapprove	Strongly Disapprove	Don't Know
6th	19	0	5.3	5.3	78.9	10.5
7th	116	4	11.2	10.3	67.2	11.2
8th	114	7	2.6	7.0	80.7	9.6
9th	103	5	2.9	8.7	81.6	6.8
10th	79	28	7.6	5.1	78.5	8.9
11th	68	10	7.4	14.7	67.6	10.3
12th	72	1	4.2	6.9	80.6	8.3
Jr Hi	249	11	6.8	8.4	74.3	10.4
Sr Hi	322	44	5.3	8.7	77.6	8.4
Total	571	55	6.0	8.6	76.2	9.3

Table 5.211: Would you parents disapprove of you fighting with a student?

Grade Level	N of Valid	N of Miss	Don't Disapprove	Disapprove	Strongly Disapprove	Don't Know
6th	19	0	26.3	10.5	52.6	10.5
7th	115	5	16.5	22.6	47.8	13.0
8th	115	6	8.7	20.9	53.9	16.5
9th	103	5	16.5	26.2	45.6	11.7
10th	76	31	15.8	18.4	52.6	13.2
11th	68	10	14.7	29.4	45.6	10.3
12th	72	1	8.3	16.7	69.4	5.6
Jr Hi	249	11	13.7	20.9	51.0	14.5
Sr Hi	319	47	14.1	22.9	52.7	10.3
Total	568	58	13.9	22.0	51.9	12.1

Table 5.212: Would you parents disapprove of you carrying a weapon to school?

Grade Level	N of Valid	N of Miss	Don't Disapprove	Disapprove	Strongly Disapprove	Don't Know
6th	19	0	10.5	5.3	73.7	10.5
7th	116	4	10.3	12.9	63.8	12.9
8th	114	7	2.6	7.0	80.7	9.6
9th	103	5	3.9	10.7	78.6	6.8
10th	78	29	7.7	10.3	71.8	10.3
11th	68	10	7.4	14.7	67.6	10.3
12th	72	1	4.2	8.3	84.7	2.8
Jr Hi	249	11	6.8	9.6	72.3	11.2
Sr Hi	321	45	5.6	10.9	76.0	7.5
Total	570	56	6.1	10.4	74.4	9.1

Table 5.213: Would you parents disapprove of you threatening a student?

Grade Level	N of Valid	N of Miss	Don't Disapprove	Disapprove	Strongly Disapprove	Don't Know
6th	19	0	10.5	10.5	68.4	10.5
7th	116	4	12.9	17.2	57.8	12.1
8th	114	7	8.8	13.2	64.9	13.2
9th	103	5	7.8	18.4	67.0	6.8
10th	77	30	9.1	18.2	62.3	10.4
11th	67	11	10.4	17.9	61.2	10.4
12th	72	1	4.2	11.1	80.6	4.2
Jr Hi	249	11	10.8	14.9	61.8	12.4
Sr Hi	319	47	7.8	16.6	67.7	7.8
Total	568	58	9.2	15.8	65.1	9.9

Table 5.214: Would you parents disapprove of you joining a gang?

Grade Level	N of Valid	N of Miss	Don't Disapprove	Disapprove	Strongly Disapprove	Don't Know
6th	19	0	5.3	10.5	73.7	10.5
7th	115	5	11.3	11.3	64.3	13.0
8th	114	7	1.8	7.0	79.8	11.4
9th	102	6	4.9	8.8	80.4	5.9
10th	75	32	5.3	6.7	77.3	10.7
11th	67	11	7.5	13.4	67.2	11.9
12th	72	1	1.4	6.9	87.5	4.2
Jr Hi	248	12	6.5	9.3	72.2	12.1
Sr Hi	316	50	4.7	8.9	78.5	7.9
Total	564	62	5.5	9.0	75.7	9.8

5.14 Would Your Friends Disapprove Of You

Table 5.215: Would you friends disapprove of you using tobacco?

Grade Level	N of Valid	N of Miss	Don't Disapprove	Disapprove	Strongly Disapprove	Don't Know
6th	19	0	31.6	15.8	47.4	5.3
7th	117	3	35.9	20.5	26.5	17.1
8th	111	10	30.6	21.6	26.1	21.6
9th	103	5	60.2	12.6	14.6	12.6
10th	78	29	64.1	16.7	12.8	6.4
11th	68	10	58.8	16.2	10.3	14.7
12th	72	1	59.7	19.4	16.7	4.2
Jr Hi	247	13	33.2	20.6	27.9	18.2
Sr Hi	321	45	60.7	15.9	13.7	9.7
Total	568	58	48.8	18.0	19.9	13.4

Table 5.216: Would you friends disapprove of you using alcohol?

Grade Level	N of Valid	N of Miss	Don't Disapprove	Disapprove	Strongly Disapprove	Don't Know
6th	19	0	26.3	15.8	52.6	5.3
7th	117	3	34.2	19.7	29.1	17.1
8th	112	9	28.6	21.4	29.5	20.5
9th	103	5	56.3	16.5	15.5	11.7
10th	76	31	60.5	18.4	14.5	6.6
11th	66	12	59.1	16.7	7.6	16.7
12th	72	1	62.5	15.3	18.1	4.2
Jr Hi	248	12	31.0	20.2	31.0	17.7
Sr Hi	317	49	59.3	16.7	14.2	9.8
Total	565	61	46.9	18.2	21.6	13.3

Table 5.217: Would you friends disapprove of you using marijuana?

Grade Level	N of Valid	N of Miss	Don't Disapprove	Disapprove	Strongly Disapprove	Don't Know
6th	19	0	10.5	10.5	73.7	5.3
7th	118	2	24.6	14.4	42.4	18.6
8th	112	9	9.8	24.1	45.5	20.5
9th	103	5	24.3	25.2	36.9	13.6
10th	75	32	36.0	25.3	30.7	8.0
11th	66	12	33.3	22.7	24.2	19.7
12th	71	2	22.5	33.8	38.0	5.6
Jr Hi	249	11	16.9	18.5	46.2	18.5
Sr Hi	315	51	28.6	26.7	33.0	11.7
Total	564	62	23.4	23.0	38.8	14.7

Table 5.218: Would you friends disapprove of you using other illicit drugs?

Grade Level	N of Valid	N of Miss	Don't Disapprove	Disapprove	Strongly Disapprove	Don't Know
6th	19	0	10.5	10.5	68.4	10.5
7th	115	5	21.7	15.7	42.6	20.0
8th	112	9	8.0	24.1	48.2	19.6
9th	102	6	18.6	21.6	46.1	13.7
10th	76	31	26.3	22.4	39.5	11.8
11th	66	12	21.2	24.2	30.3	24.2
12th	72	1	16.7	26.4	51.4	5.6
Jr Hi	246	14	14.6	19.1	47.2	19.1
Sr Hi	316	50	20.6	23.4	42.4	13.6
Total	562	64	18.0	21.5	44.5	16.0

Table 5.219: Would you friends disapprove of you fighting with a student?

Grade Level	N of Valid	N of Miss	Don't Disapprove	Disapprove	Strongly Disapprove	Don't Know
6th	19	0	31.6	26.3	36.8	5.3
7th	113	7	35.4	18.6	27.4	18.6
8th	112	9	35.7	13.4	30.4	20.5
9th	102	6	49.0	16.7	21.6	12.7
10th	75	32	46.7	17.3	22.7	13.3
11th	67	11	43.3	16.4	20.9	19.4
12th	73	0	32.9	37.0	23.3	6.8
Jr Hi	244	16	35.2	16.8	29.5	18.4
Sr Hi	317	49	43.5	21.5	22.1	12.9
Total	561	65	39.9	19.4	25.3	15.3

Table 5.220: Would you friends disapprove of you carrying a weapon to school?

Grade Level	N of Valid	N of Miss	Don't Disapprove	Disapprove	Strongly Disapprove	Don't Know
6th	19	0	15.8	15.8	63.2	5.3
7th	115	5	21.7	18.3	40.0	20.0
8th	112	9	9.8	20.5	46.4	23.2
9th	103	5	18.4	25.2	44.7	11.7
10th	75	32	28.0	25.3	36.0	10.7
11th	67	11	23.9	22.4	31.3	22.4
12th	73	0	12.3	31.5	50.7	5.5
Jr Hi	246	14	15.9	19.1	44.7	20.3
Sr Hi	318	48	20.4	26.1	41.2	12.3
Total	564	62	18.4	23.0	42.7	15.8

Table 5.221: Would you friends disapprove of you threatening a student?

Grade Level	N of Valid	N of Miss	Don't Disapprove	Disapprove	Strongly Disapprove	Don't Know
6th	19	0	15.8	10.5	63.2	10.5
7th	115	5	28.7	20.0	33.0	18.3
8th	112	9	23.2	19.6	34.8	22.3
9th	103	5	30.1	26.2	31.1	12.6
10th	76	31	34.2	25.0	23.7	17.1
11th	67	11	37.3	19.4	22.4	20.9
12th	72	1	22.2	37.5	34.7	5.6
Jr Hi	246	14	25.2	19.1	36.2	19.5
Sr Hi	318	48	30.8	27.0	28.3	13.8
Total	564	62	28.4	23.6	31.7	16.3

Table 5.222: Would you friends disapprove of you joining a gang?

Grade Level	N of Valid	N of Miss	Don't Disapprove	Disapprove	Strongly Disapprove	Don't Know
6th	19	0	10.5	5.3	73.7	10.5
7th	114	6	26.3	16.7	36.8	20.2
8th	112	9	8.0	19.6	48.2	24.1
9th	102	6	13.7	24.5	48.0	13.7
10th	75	32	24.0	18.7	46.7	10.7
11th	68	10	23.5	19.1	38.2	19.1
12th	72	1	9.7	25.0	55.6	9.7
Jr Hi	245	15	16.7	17.1	44.9	21.2
Sr Hi	317	49	17.4	22.1	47.3	13.2
Total	562	64	17.1	19.9	46.3	16.7

5.15 Frequency of Use

Table 5.223: Frequency of Use – Cigarettes?

Grade Level	N of Valid	N of Miss	Daily	Weekly	Monthly	Annual
6th	19	0	5.3	5.3	5.3	5.3
7th	120	0	9.2	16.7	18.3	26.7
8th	121	0	14.0	24.8	28.1	34.7
9th	106	2	22.6	36.8	40.6	50.0
10th	97	10	14.4	29.9	37.1	51.5
11th	73	5	26.0	34.2	42.5	52.1
12th	73	0	24.7	34.2	38.4	43.8
Jr Hi	260	0	11.2	19.6	21.9	28.8
Sr Hi	349	17	21.5	33.8	39.5	49.6
Total	609	17	17.1	27.8	32.0	40.7

Table 5.224: Frequency of Use – Smokeless Tobacco?

Grade Level	N of Valid	N of Miss	Daily	Weekly	Monthly	Annual
6th	19	0	10.5	10.5	10.5	10.5
7th	119	1	8.4	16.8	20.2	22.7
8th	120	1	10.8	16.7	18.3	27.5
9th	105	3	15.2	23.8	27.6	34.3
10th	98	9	12.2	21.4	22.4	31.6
11th	73	5	12.3	13.7	16.4	24.7
12th	73	0	13.7	17.8	17.8	26.0
Jr Hi	258	2	9.7	16.3	18.6	24.0
Sr Hi	349	17	13.5	19.8	21.8	29.8
Total	607	19	11.9	18.3	20.4	27.3

Table 5.225: Frequency of Use – Cigars?

Grade Level	N of Valid	N of Miss	Daily	Weekly	Monthly	Annual
6th	19	0	5.3	5.3	5.3	5.3
7th	120	0	5.0	7.5	10.8	15.0
8th	119	2	3.4	6.7	8.4	17.6
9th	105	3	2.9	9.5	16.2	31.4
10th	97	10	3.1	6.2	12.4	23.7
11th	73	5	6.8	12.3	19.2	27.4
12th	73	0	1.4	4.1	9.6	21.9
Jr Hi	258	2	4.3	7.0	9.3	15.5
Sr Hi	348	18	3.4	8.0	14.4	26.4
Total	606	20	3.8	7.6	12.2	21.8

Table 5.226: Frequency of Use – Beer?

Grade Level	N of Valid	N of Miss	Daily	Weekly	Monthly	Annual
6th	19	0	5.3	5.3	10.5	15.8
7th	119	1	3.4	7.6	12.6	28.6
8th	119	2	0.8	10.1	22.7	37.0
9th	106	2	0.0	18.9	31.1	58.5
10th	98	9	5.1	21.4	32.7	51.0
11th	74	4	6.8	23.0	40.5	56.8
12th	73	0	2.7	23.3	41.1	50.7
Jr Hi	257	3	2.3	8.6	17.1	31.5
Sr Hi	351	15	3.4	21.4	35.6	54.4
Total	608	18	3.0	16.0	27.8	44.7

Table 5.227: Frequency of Use – Wine Coolers?

Grade Level	N of Valid	N of Miss	Daily	Weekly	Monthly	Annual
6th	19	0	5.3	5.3	5.3	21.1
7th	120	0	4.2	8.3	12.5	19.2
8th	121	0	0.0	5.8	14.0	37.2
9th	106	2	0.9	17.0	27.4	51.9
10th	98	9	4.1	12.2	24.5	41.8
11th	74	4	5.4	16.2	23.0	48.6
12th	73	0	1.4	13.7	32.9	46.6
Jr Hi	260	0	2.3	6.9	12.7	27.7
Sr Hi	351	15	2.8	14.8	26.8	47.3
Total	611	15	2.6	11.5	20.8	39.0

Table 5.228: Frequency of Use – Liquor?

Grade Level	N of Valid	N of Miss	Daily	Weekly	Monthly	Annual
6th	19	0	5.3	5.3	10.5	10.5
7th	120	0	5.0	6.7	9.2	16.7
8th	121	0	0.0	8.3	13.2	28.1
9th	106	2	0.9	16.0	31.1	56.6
10th	98	9	5.1	16.3	30.6	52.0
11th	73	5	5.5	19.2	37.0	56.2
12th	73	0	1.4	23.3	35.6	54.8
Jr Hi	260	0	2.7	7.3	11.2	21.5
Sr Hi	350	16	3.1	18.3	33.1	54.9
Total	610	16	3.0	13.6	23.8	40.7

Table 5.229: Frequency of Use – Marijuana?

Grade Level	N of Valid	N of Miss	Daily	Weekly	Monthly	Annual
6th	19	0	5.3	5.3	5.3	5.3
7th	120	0	3.3	4.2	5.8	9.2
8th	121	0	1.7	4.1	5.8	9.1
9th	106	2	1.9	7.5	14.2	24.5
10th	97	10	4.1	9.3	12.4	24.7
11th	74	4	8.1	12.2	14.9	24.3
12th	73	0	1.4	11.0	17.8	26.0
Jr Hi	260	0	2.7	4.2	5.8	8.8
Sr Hi	350	16	3.7	9.7	14.6	24.9
Total	610	16	3.3	7.4	10.8	18.0

Table 5.230: Frequency of Use – Cocaine?

Grade Level	N of Valid	N of Miss	Daily	Weekly	Monthly	Annual
6th	19	0	5.3	5.3	5.3	5.3
7th	120	0	3.3	4.2	5.0	6.7
8th	121	0	0.0	0.0	0.8	1.7
9th	106	2	0.0	0.9	3.8	8.5
10th	96	11	2.1	4.2	4.2	9.4
11th	73	5	4.1	4.1	6.8	8.2
12th	73	0	1.4	1.4	4.1	11.0
Jr Hi	260	0	1.9	2.3	3.1	4.2
Sr Hi	348	18	1.7	2.6	4.6	9.2
Total	608	18	1.8	2.5	3.9	7.1

Table 5.231: Frequency of Use – Uppers?

Grade Level	N of Valid	N of Miss	Daily	Weekly	Monthly	Annual
6th	19	0	5.3	5.3	5.3	5.3
7th	120	0	3.3	3.3	5.0	5.8
8th	121	0	0.0	0.8	0.8	2.5
9th	106	2	0.9	3.8	5.7	8.5
10th	96	11	2.1	4.2	6.3	10.4
11th	74	4	2.7	5.4	5.4	9.5
12th	73	0	1.4	2.7	4.1	11.0
Jr Hi	260	0	1.9	2.3	3.1	4.2
Sr Hi	349	17	1.7	4.0	5.4	9.7
Total	609	17	1.8	3.3	4.4	7.4

Table 5.232: Frequency of Use – Downers?

Grade Level	N of Valid	N of Miss	Daily	Weekly	Monthly	Annual
6th	19	0	5.3	5.3	5.3	5.3
7th	120	0	4.2	4.2	5.0	5.8
8th	121	0	0.0	0.0	0.8	2.5
9th	106	2	1.9	4.7	6.6	9.4
10th	96	11	1.0	4.2	5.2	10.4
11th	74	4	2.7	5.4	9.5	9.5
12th	72	1	0.0	2.8	4.2	9.7
Jr Hi	260	0	2.3	2.3	3.1	4.2
Sr Hi	348	18	1.4	4.3	6.3	9.8
Total	608	18	1.8	3.5	4.9	7.4

Table 5.233: Frequency of Use – Inhalants?

Grade Level	N of Valid	N of Miss	Daily	Weekly	Monthly	Annual
6th	19	0	5.3	5.3	5.3	5.3
7th	120	0	3.3	4.2	6.7	6.7
8th	121	0	0.0	0.0	0.8	5.8
9th	106	2	0.0	1.9	3.8	7.5
10th	96	11	1.0	2.1	2.1	4.2
11th	74	4	2.7	4.1	5.4	8.1
12th	73	0	0.0	0.0	1.4	6.8
Jr Hi	260	0	1.9	2.3	3.8	6.2
Sr Hi	349	17	0.9	2.0	3.2	6.6
Total	609	17	1.3	2.1	3.4	6.4

Table 5.234: Frequency of Use – Hallucinogens?

Grade Level	N of Valid	N of Miss	Daily	Weekly	Monthly	Annual
6th	19	0	5.3	5.3	5.3	5.3
7th	120	0	3.3	4.2	5.8	5.8
8th	121	0	0.0	0.8	0.8	1.7
9th	106	2	0.0	1.9	3.8	6.6
10th	96	11	1.0	2.1	2.1	4.2
11th	74	4	2.7	4.1	6.8	8.1
12th	73	0	0.0	0.0	2.7	4.1
Jr Hi	260	0	1.9	2.7	3.5	3.8
Sr Hi	349	17	0.9	2.0	3.7	5.7
Total	609	17	1.3	2.3	3.6	4.9

Table 5.235: Frequency of Use – Heroin?

Grade Level	N of Valid	N of Miss	Daily	Weekly	Monthly	Annual
6th	19	0	5.3	5.3	5.3	5.3
7th	119	1	2.5	3.4	5.0	5.0
8th	121	0	0.0	0.0	0.8	0.8
9th	106	2	0.0	0.0	1.9	3.8
10th	96	11	2.1	3.1	4.2	7.3
11th	73	5	4.1	5.5	6.8	8.2
12th	73	0	0.0	0.0	1.4	4.1
Jr Hi	259	1	1.5	1.9	3.1	3.1
Sr Hi	348	18	1.4	2.0	3.4	5.7
Total	607	19	1.5	2.0	3.3	4.6

Table 5.236: Frequency of Use – Steroids?

Grade Level	N of Valid	N of Miss	Daily	Weekly	Monthly	Annual
6th	19	0	5.3	5.3	5.3	5.3
7th	119	1	2.5	4.2	5.0	5.0
8th	121	0	0.0	0.8	0.8	0.8
9th	106	2	0.0	0.9	0.9	1.9
10th	96	11	2.1	2.1	2.1	4.2
11th	73	5	4.1	6.8	6.8	6.8
12th	73	0	0.0	0.0	0.0	1.4
Jr Hi	259	1	1.5	2.7	3.1	3.1
Sr Hi	348	18	1.4	2.3	2.3	3.4
Total	607	19	1.5	2.5	2.6	3.3

Table 5.237: Frequency of Use – Ecstasy?

Grade Level	N of Valid	N of Miss	Daily	Weekly	Monthly	Annual
6th	19	0	5.3	5.3	5.3	5.3
7th	119	1	2.5	3.4	4.2	5.0
8th	121	0	0.0	0.0	1.7	2.5
9th	106	2	0.0	2.8	3.8	6.6
10th	96	11	3.1	3.1	3.1	7.3
11th	74	4	4.1	5.4	8.1	12.2
12th	73	0	0.0	0.0	2.7	4.1
Jr Hi	259	1	1.5	1.9	3.1	3.9
Sr Hi	349	17	1.7	2.9	4.3	7.4
Total	608	18	1.6	2.5	3.8	5.9

Table 5.238: Frequency of Use – OxyContin?

Grade Level	N of Valid	N of Miss	Daily	Weekly	Monthly	Annual
6th	19	0	5.3	5.3	5.3	5.3
7th	120	0	5.0	5.0	6.7	7.5
8th	121	0	0.8	1.7	2.5	5.0
9th	105	3	0.0	2.9	3.8	9.5
10th	94	13	0.0	2.1	3.2	10.6
11th	73	5	4.1	5.5	6.8	6.8
12th	73	0	0.0	1.4	1.4	12.3
Jr Hi	260	0	3.1	3.5	4.6	6.2
Sr Hi	345	21	0.9	2.9	3.8	9.9
Total	605	21	1.8	3.1	4.1	8.3

Table 5.239: Frequency of Use – Any Tobacco?

Grade Level	N of Valid	N of Miss	Daily	Weekly	Monthly	Annual
6th	19	0	10.5	10.5	10.5	10.5
7th	120	0	12.5	26.7	30.0	35.8
8th	121	0	17.4	28.1	32.2	44.6
9th	106	2	30.2	44.3	48.1	61.3
10th	98	9	23.5	38.8	44.9	58.2
11th	74	4	31.1	39.2	45.9	56.8
12th	73	0	32.9	39.7	43.8	53.4
Jr Hi	260	0	14.6	26.2	29.6	38.1
Sr Hi	351	15	29.1	40.7	45.9	57.8
Total	611	15	22.9	34.5	39.0	49.4

Table 5.240: Frequency of Use – Any Alcohol?

Grade Level	N of Valid	N of Miss	Daily	Weekly	Monthly	Annual
6th	19	0	5.3	5.3	10.5	26.3
7th	120	0	5.0	8.3	15.0	30.0
8th	121	0	0.8	10.7	23.1	47.9
9th	106	2	1.9	23.6	38.7	70.8
10th	98	9	5.1	21.4	37.8	59.2
11th	74	4	6.8	24.3	45.9	68.9
12th	73	0	2.7	30.1	47.9	64.4
Jr Hi	260	0	3.1	9.2	18.5	38.1
Sr Hi	351	15	4.0	24.5	41.9	65.8
Total	611	15	3.6	18.0	31.9	54.0

Table 5.241: Frequency of Use – Any Illicit Drugs?

Grade Level	N of Valid	N of Miss	Daily	Weekly	Monthly	Annual
6th	19	0	5.3	5.3	5.3	5.3
7th	120	0	5.0	5.8	7.5	10.8
8th	121	0	2.5	4.1	5.8	11.6
9th	106	2	4.7	11.3	17.0	28.3
10th	97	10	5.2	12.4	14.4	25.8
11th	74	4	8.1	14.9	17.6	28.4
12th	73	0	2.7	12.3	20.5	28.8
Jr Hi	260	0	3.8	5.0	6.5	10.8
Sr Hi	350	16	5.1	12.6	17.1	27.7
Total	610	16	4.6	9.3	12.6	20.5