

PRIDE Questionnaire Report for Grades 6 thru 12

Haleyville Elementary School

Haleyville, AL

April 27, 2005

Contents

1	Introduction	1
1.1	Drug Use Summary	3
1.2	Cigarette Use	3
1.3	Beer Use	3
1.4	Marijuana Use	3
1.5	Cocaine Use	3
1.6	Hallucinogen Use	4
2	Standard Graphics	5
2.1	Frequency of Use	6
2.2	Where Do You Use	12
2.3	When Do You Use	21
2.4	Harmfulness to Health	30
2.5	Availability	39
2.6	Friends Use	48
3	Summary Statistics	52
3.1	Guns	53
3.2	Gangs	54
3.3	Suicide	55
3.4	Threatening Behaviors	56
3.5	Trouble With The Police	57
3.6	Personal Safety	58
3.7	Risk and Protective Factors	58
3.7.1	Community - Risk Factors	59
3.7.2	Community - Protective Factors	60
3.7.3	School - Risk Factors	60
3.7.4	School - Protective Factors	61
3.7.5	Family - Risk Factors	61
3.7.6	Family - Protective Factors	61
3.7.7	Individual - Risk Factors	62
3.7.8	Individual - Protective Factors	63
4	Drug-Free Communities Support Program	64
4.1	Monthly Use	65
4.2	Perception of Risk	66
4.3	Perception of Disapproval	67

4.4	Age of First Use	69
4.5	Availability	70
5	Percentage Tables	74
5.1	Personal & Family Information	75
5.2	Student Characteristics	77
5.3	Harmful To Health	88
5.4	Within The Past Year How Often Have You Used	92
5.5	At What Age Did You First	96
5.6	Where Do You Use	100
5.7	When Do You Use	104
5.8	While At School Have You	108
5.9	What Effect Do You Most Often Get When You Use	111
5.10	How Easy Is It To Get	115
5.11	In My School, I Feel Safe...	119
5.12	In My Neighborhood, I Feel Safe...	121
5.13	Would Your Parents Disapprove Of You	123
5.14	Would Your Friends Disapprove Of You	125
5.15	Frequency of Use	127

List of Tables

4.1	Monthly Use of Alcohol	65
4.2	Monthly Use of Tobacco	65
4.3	Monthly Use of Marijuana	65
4.4	Perception of Risk of Alcohol	66
4.5	Perception of Risk of Tobacco	66
4.6	Perception of Risk of Marijuana	66
4.7	Perception of Parents Disapproval of Tobacco	67
4.8	Perception of Parents Disapproval of Alcohol	67
4.9	Perception of Parents Disapproval of Marijuana	67
4.10	Perception of Friends Disapproval of Tobacco	67
4.11	Perception of Friends Disapproval of Alcohol	67
4.12	Perception of Friends Disapproval of Marijuana	68
4.13	When did you first use any alcohol?	69
4.14	When did you first use any tobacco?	69
4.15	When did you first use marijuana?	69
4.16	Availability of Alcohol	70
4.17	Availability of Tobacco	70
4.18	Availability of Marijuana	70
4.19	Outcomes Measures by Grade	71
4.20	Outcomes Measures by Gender	72
4.21	Outcomes Measures by Race	73
5.1	Ethnic Origin	75
5.2	Sex	75
5.3	Age	75
5.4	Do you live with:	75
5.5	Do you have a job?	75
5.6	Does your father have a job?	76
5.7	Does your mother have a job?	76
5.8	What is the educational level of your father?	76
5.9	What is the educational level of your mother?	76
5.10	Do you make good grades?	77
5.11	Do you get into trouble at school?	77
5.12	Do you take part in school sports teams?	77
5.13	Do you take part in school activities such as band, clubs, etc?	77
5.14	Do you take part in community activities such as scouts, rec. teams, youth clubs, etc?	77
5.15	Do you attend church, synagogue, etc.?	78

5.16 Have you threatened to harm a teacher?	78
5.17 Have you threatened to harm one or both of your parents, guardians, etc.?	78
5.18 Do your parents talk with you about the problems of tobacco use?	78
5.19 Do your parents talk with you about the problems of alcohol use?	78
5.20 Do your parents talk with you about the problems of drug use?	79
5.21 Do your teachers talk with you about the problems of alcohol use?	79
5.22 Do your teachers talk with you about the problems of drug use?	79
5.23 Does your school set clear rules on bringing a gun to school?	79
5.24 Does your school set clear rules on using drugs at school?	79
5.25 Does your school set clear rules on bullying or threatening other students at school? . .	80
5.26 Does your school punish you when you break the rules?	80
5.27 Do your parents set clear rules for you?	80
5.28 Do your parents punish you when you break the rules?	80
5.29 Have you been in trouble with the police?	80
5.30 Do you take part in gang activities?	81
5.31 Have you thought about committing suicide?	82
5.32 While NOT at school have you carried a gun for protection or as a weapon?	82
5.33 Have you received treatment or counseling for alcohol and/or drug use?	82
5.34 Have you been caught using alcohol?	82
5.35 Have you been caught using drugs?	82
5.36 Do you have an adult, other than your parent or guardian, that you talk to about problems?	83
5.37 Do you buy or sell drugs at school?	83
5.38 Do you buy or sell drugs when NOT at school?	83
5.39 Do your friends use tobacco? (cigarettes, cigars, etc...)?	83
5.40 Do your friends use alcohol? (beer, liquor, etc...)?	83
5.41 Do your friends use drugs? (marijuana, cocaine, etc...)?	84
5.42 Do your parents set clear rules about violent TV, movies and video games?	84
5.43 Have you had 5 or more glasses of beer, wine or liquor within a few hours?	84
5.44 Have you driven a car after or while drinking alcohol??	84
5.45 Do you surf the internet for fun?	84
5.46 Have you skipped school in the past year?	85
5.47 Have you seen ads on TV that encourage NO drug use?	85
5.48 Does your school have a security officer?	85
5.49 Do you think your school needs a security officer?	85
5.50 Does your school have a drug screening program?	85
5.51 Does your school's drug screening program include all students?	86
5.52 If your school does not screen all students, do you participate in an activity that is part of the drug screening program?	86
5.53 Have you been screened for drugs at school?	86
5.54 Does your school have a student assistance program?	86
5.55 Have you participated in the student assistance program?	86
5.56 If you participated, was the student assistance program helpful?	87
5.57 Do you feel that using cigarettes is harmful to your health?	88
5.58 Do you feel that using smokeless tobacco is harmful to your health?	88
5.59 Do you feel that using cigars is harmful to your health?	88
5.60 Do you feel that using beer is harmful to your health?	88
5.61 Do you feel that using wine coolers is harmful to your health?	88

5.62 Do you feel that using liquor is harmful to your health?	89
5.63 Do you feel that using marijuana is harmful to your health?	89
5.64 Do you feel that using cocaine is harmful to your health?	89
5.65 Do you feel that using uppers is harmful to your health?	89
5.66 Do you feel that using downers is harmful to your health?	89
5.67 Do you feel that using inhalants is harmful to your health?	90
5.68 Do you feel that using hallucinogens is harmful to your health?	90
5.69 Do you feel that using heroin is harmful to your health?	90
5.70 Do you feel that using steroids is harmful to your health?	90
5.71 Do you feel that using ecstasy is harmful to your health?	90
5.72 Do you feel that using OxyContin is harmful to your health?	91
5.73 Within the past year how often have you smoked cigarettes?	92
5.74 Within the past year how often have you used smokeless tobacco?	92
5.75 Within the past year how often have you smoked cigars?	92
5.76 Within the past year how often have you drunk beer?	92
5.77 Within the past year how often have you drunk wine coolers?	92
5.78 Within the past year how often have you drunk liquor?	93
5.79 Within the past year how often have you smoked marijuana?	93
5.80 Within the past year how often have you used cocaine?	93
5.81 Within the past year how often have you used uppers?	93
5.82 Within the past year how often have you used downers?	93
5.83 Within the past year how often have you used inhalants?	94
5.84 Within the past year how often have you used hallucinogens?	94
5.85 Within the past year how often have you used heroin?	94
5.86 Within the past year how often have you used steroids?	94
5.87 Within the past year how often have you used ecstasy?	94
5.88 Within the past year how often have you used OxyContin?	95
5.89 Within the past year how often have you used tobacco?	95
5.90 Within the past year how often have you drunk alcohol?	95
5.91 Within the past year how often have you used illicit drugs?	95
5.92 At what age did you first smoke cigarettes?	96
5.93 At what age did you first use smokeless tobacco?	96
5.94 At what age did you first smoke cigars?	96
5.95 At what age did you first drink beer?	96
5.96 At what age did you first drink wine coolers?	96
5.97 At what age did you first drink liquor?	97
5.98 At what age did you first smoke marijuana?	97
5.99 At what age did you first use cocaine?	97
5.100At what age did you first use uppers?	97
5.101At what age did you first use downers?	97
5.102At what age did you first use inhalants?	98
5.103At what age did you first use hallucinogens?	98
5.104At what age did you first use heroin?	98
5.105At what age did you first use steroids?	98
5.106At what age did you first use ecstasy?	98
5.107At what age did you first use OxyContin?	99
5.108Where do you smoke cigarettes?	100

5.109Where do you use smokeless tobacco?	100
5.110Where do you smoke cigars?	100
5.111Where do you drink beer?	100
5.112Where do you drink wine coolers?	100
5.113Where do you drink liquor?	101
5.114Where do you smoke marijuana?	101
5.115Where do you use cocaine?	101
5.116Where do you use uppers?	101
5.117Where do you use downers?	101
5.118Where do you use inhalants?	102
5.119Where do you use hallucinogens?	102
5.120Where do you use heroin?	102
5.121Where do you use steroids?	102
5.122Where do you use ecstasy?	102
5.123Where do you use OxyContin?	103
5.124Where do you use any tobacco?	103
5.125Where do you use any alcohol?	103
5.126Where do you use any illicit drugs?	103
5.127When do you smoke cigarettes?	104
5.128When do you use smokeless tobacco?	104
5.129When do you smoke cigars?	104
5.130When do you drink beer?	104
5.131When do you drink wine coolers?	104
5.132When do you drink liquor?	105
5.133When do you smoke marijuana?	105
5.134When do you use cocaine?	105
5.135When do you use uppers?	105
5.136When do you use downers?	105
5.137When do you use inhalants?	106
5.138When do you use hallucinogens?	106
5.139When do you use heroin?	106
5.140When do you use steroids?	106
5.141When do you use ecstasy?	106
5.142When do you use OxyContin?	107
5.143When do you use any tobacco?	107
5.144When do you use any alcohol?	107
5.145When do you use any illicit drugs?	107
5.146While at school have you carried a gun?	108
5.147While at school have you carried a knife, club or other weapon?	108
5.148While at school have you threatened a student with a gun, knife or club?	108
5.149While at school have you threatened to hurt a student by hitting, slapping or kicking?	108
5.150While at school have you hurt a student by using a gun, knife or club?	108
5.151While at school have you hurt a student by hitting, slapping or kicking?	109
5.152While at school have you been threatened with a gun, knife or club by a student?	109
5.153While at school have you had a student threaten to hit, slap or kick you?	109
5.154While at school have you been afraid a student may hurt you?	109
5.155While at school have you been hurt by a student using a gun, knife or club?	109

5.156While at school have you been hurt by a student who hit, slapped or kicked you?	110
5.157While at school have you been helped by a school security officer?	110
5.158While at school have you been in trouble with school security officer?	110
5.159What effect do you most often get when you smoke cigarettes?	111
5.160What effect do you most often get when you use smokeless tobacco?	111
5.161What effect do you most often get when you smoke cigars?	111
5.162What effect do you most often get when you drink beer?	111
5.163What effect do you most often get when you drink wine coolers?	111
5.164What effect do you most often get when you drink liquor?	112
5.165What effect do you most often get when you smoke marijuana?	112
5.166What effect do you most often get when you use cocaine?	112
5.167What effect do you most often get when you use uppers?	112
5.168What effect do you most often get when you use downers?	112
5.169What effect do you most often get when you use inhalants?	113
5.170What effect do you most often get when you use hallucinogens?	113
5.171What effect do you most often get when you use heroin?	113
5.172What effect do you most often get when you use steroids?	113
5.173What effect do you most often get when you use ecstasy?	113
5.174What effect do you most often get when you use OxyContin?	114
5.175How easy is it to get cigarettes?	115
5.176How easy is it to get smokeless tobacco?	115
5.177How easy is it to get cigars?	115
5.178How easy is it to get beer?	115
5.179How easy is it to get wine coolers?	115
5.180How easy is it to get liquor?	116
5.181How easy is it to get marijuana?	116
5.182How easy is it to get cocaine?	116
5.183How easy is it to get uppers?	116
5.184How easy is it to get downers?	116
5.185How easy is it to get inhalants?	117
5.186How easy is it to get hallucinogens?	117
5.187How easy is it to get heroin?	117
5.188How easy is it to get steroids?	117
5.189How easy is it to get ecstasy?	117
5.190How easy is it to get OxyContin?	118
5.191In my school, I feel safe in the classroom?	119
5.192In my school, I feel safe in the cafeteria?	119
5.193In my school, I feel safe in the halls?	119
5.194In my school, I feel safe in the bathroom?	119
5.195In my school, I feel safe in the gym?	119
5.196In my school, I feel safe on the school bus?	120
5.197In my school, I feel safe at school events?	120
5.198In my school, I feel safe on the playground?	120
5.199In my school, I feel safe in the parking lot?	120
5.200In my school, I feel safe in all school areas?	120
5.201In my neighborhood, I feel safe where I live?	121
5.202In my neighborhood, I feel safe in the streets?	121

5.203In my neighborhood, I feel safe at the movies?	121
5.204In my neighborhood, I feel safe on the playground?	121
5.205In my neighborhood, I feel safe at my friend's house?	121
5.206In my neighborhood, I feel safe at the mall?	122
5.207Would you parents disapprove of you using tobacco?	123
5.208Would you parents disapprove of you using alcohol?	123
5.209Would you parents disapprove of you using marijuana?	123
5.210Would you parents disapprove of you using other illicit drugs?	123
5.211Would you parents disapprove of you fighting with a student?	123
5.212Would you parents disapprove of you carrying a weapon to school?	124
5.213Would you parents disapprove of you threatening a student?	124
5.214Would you parents disapprove of you joining a gang?	124
5.215Would you friends disapprove of you using tobacco?	125
5.216Would you friends disapprove of you using alcohol?	125
5.217Would you friends disapprove of you using marijuana?	125
5.218Would you friends disapprove of you using other illicit drugs?	125
5.219Would you friends disapprove of you fighting with a student?	125
5.220Would you friends disapprove of you carrying a weapon to school?	126
5.221Would you friends disapprove of you threatening a student?	126
5.222Would you friends disapprove of you joining a gang?	126
5.223Frequency of Use – Cigarettes?	127
5.224Frequency of Use – Smokeless Tobacco?	127
5.225Frequency of Use – Cigars?	127
5.226Frequency of Use – Beer?	127
5.227Frequency of Use – Wine Coolers?	127
5.228Frequency of Use – Liquor?	128
5.229Frequency of Use – Marijuana?	128
5.230Frequency of Use – Cocaine?	128
5.231Frequency of Use – Uppers?	128
5.232Frequency of Use – Downers?	128
5.233Frequency of Use – Inhalants?	129
5.234Frequency of Use – Hallucinogens?	129
5.235Frequency of Use – Heroin?	129
5.236Frequency of Use – Steroids?	129
5.237Frequency of Use – Ecstasy?	129
5.238Frequency of Use – OxyContin?	130
5.239Frequency of Use – Any Tobacco?	130
5.240Frequency of Use – Any Alcohol?	130
5.241Frequency of Use – Any Illicit Drugs?	130

List of Figures

2.1	% Students Who Use Cigarettes, Smokeless Tobacco & Cigars	7
2.2	% Students Who Use Beer, Wine Coolers, Liquor & Marijuana	8
2.3	% Students Who Use Cocaine, Uppers, Downers & Inhalants	9
2.4	% Students Who Use Hallucinogens, Heroin & Steroids	10
2.5	% Students Who Use Ecstasy & OxyContin	11
2.6	Where Do You Use Beer	13
2.7	Where Do You Use Liquor	14
2.8	Where Do You Use Marijuana	15
2.9	Where Do You Use Cocaine	16
2.10	Where Do You Use Inhalants	17
2.11	Where Do You Use Hallucinogens	18
2.12	Where Do You Use Ecstasy	19
2.13	Where Do You Use OxyContin	20
2.14	When Do You Use Beer	22
2.15	When Do You Use Liquor	23
2.16	When Do You Use Marijuana	24
2.17	When Do You Use Cocaine	25
2.18	When Do You Use Inhalants	26
2.19	When Do You Use Hallucinogens	27
2.20	When Do You Use Ecstasy	28
2.21	When Do You Use OxyContin	29
2.22	Is It Harmful To Use Beer	31
2.23	Is It Harmful To Use Liquor	32
2.24	Is It Harmful To Use Marijuana	33
2.25	Is It Harmful To Use Cocaine	34
2.26	Is It Harmful To Use Inhalants	35
2.27	Is It Harmful To Use Hallucinogens	36
2.28	Is It Harmful To Use Ecstasy	37
2.29	Is It Harmful To Use OxyContin	38
2.30	How Easy Is It To Get Beer	40
2.31	How Easy Is It To Get Liquor	41
2.32	How Easy Is It To Get Marijuana	42
2.33	How Easy Is It To Get Cocaine	43
2.34	How Easy Is It To Get Inhalants	44
2.35	How Easy Is It To Get Hallucinogens	45
2.36	How Easy Is It To Get Ecstasy	46
2.37	How Easy Is It To Get OxyContin	47

2.38 Friends Use of Tobacco	49
2.39 Friends Use of Alcohol	50
2.40 Friends Use of Illicit Drugs	51
3.1 Drug Use of Students Who Carry Guns vs Students Who Do Not	53
3.2 Drug Use of Students In Gangs vs Students Not In Gangs	54
3.3 Drug Use of Students Who Think of Suicide	55
3.4 Drug Use of Students Who Threaten vs Students Who Do Not	56
3.5 Drug Use of Students Who Get In Trouble With Police vs Those Who Do Not	57

Chapter 1

Introduction

The following graphs, summary and tables are compiled from data collected in your school(s) using the **PRIDE Surveys Questionnaire**. These data reflect prevalence and patterns of drug and alcohol use, violence, gang activity and suicide. It is important that this report be utilized as part of your drug abuse and violence awareness and prevention programs. We strongly suggest that you:

COPY THE FOLLOWING PAGES, (which highlight and graphically summarize drug use and violent behavior by students in your school)

DISTRIBUTE THEM TO YOUR FACULTY

AND SHARE THIS INFORMATION WITH PARENTS.

Most of all, we strongly encourage a parent meeting at your school to share this information!

NOTE: Most drug use occurs at nights and weekends when school is not in session. You will find statistics in this report which support these findings.

FOR GREATEST SUCCESS IN DECREASING DRUG USE, FACULTY, STUDENTS AND PARENTS MUST WORK TOGETHER TOWARD A DRUG-FREE LIFESTYLE.

If you have questions about this report or if you wish to have information on other **PRIDE Surveys** services and products, please call the **PRIDE Surveys** Office or write to the following address:

PRIDE Surveys

Janie Pitcock

160 Vanderbilt Court

Bowling Green, KY 42103

1-800-279-6361

1-270-746-9596

www.pridesurveys.com

The following information is for **PRIDE Surveys** internal use only.

- Data Files: us045350
- Filter:

1.1 Drug Use Summary

- Number of 6th grade students surveyed: 98
- Number of students surveyed: 98

1.2 Cigarette Use

18.4 percent of your 6th grade students said they used cigarettes within the past year (2003-2004 PRIDE National Avg = 9.1%).

1.3 Beer Use

12.4 percent of your 6th grade students said they used beer within the past year (2003-2004 PRIDE National Avg = 13.8%).

Of those 6th grade students who reported using beer, **18.8** percent of them reported getting *very high* or *bombed* when they used.

1.4 Marijuana Use

3.1 percent of your 6th grade students said they used marijuana within the past year (2003-2004 PRIDE National Avg = 4.2%).

Of those 6th grade students who reported using marijuana, **66.7** percent of them reported getting *very high* or *bombed* when they used.

1.0 percent of your 6th grade students reported they used marijuana on *weekends* vs. **0.0** percent who reported use *during school*.

1.5 Cocaine Use

1.0 percent of your 6th grade students said they used cocaine within the past year (2003-2004 PRIDE National Avg = 2.2%).

Of those 6th grade students who reported using cocaine, **100.0** percent of them reported getting *very high* or *bombed* when they used.

1.6 Hallucinogen Use

Of those 6th grade students who reported using hallucinogens, **100.0** percent of them reported getting *very high* or *bombed* when they used.

Chapter 2

Standard Graphics

The following graphs will assist you in understanding the relationship of student behavior to alcohol and other drug usage. You are encouraged to make overheads or slides from the graphs for presentations to school faculty, parents, media, and other audiences in the community.

The *Location* and *Time* of drug use graphs will be helpful in understanding the need for a commitment to drug abuse prevention by parents and the larger community - not just by schools. Student alcohol and other drug use occurs most often outside the school and at times when school is not in session.

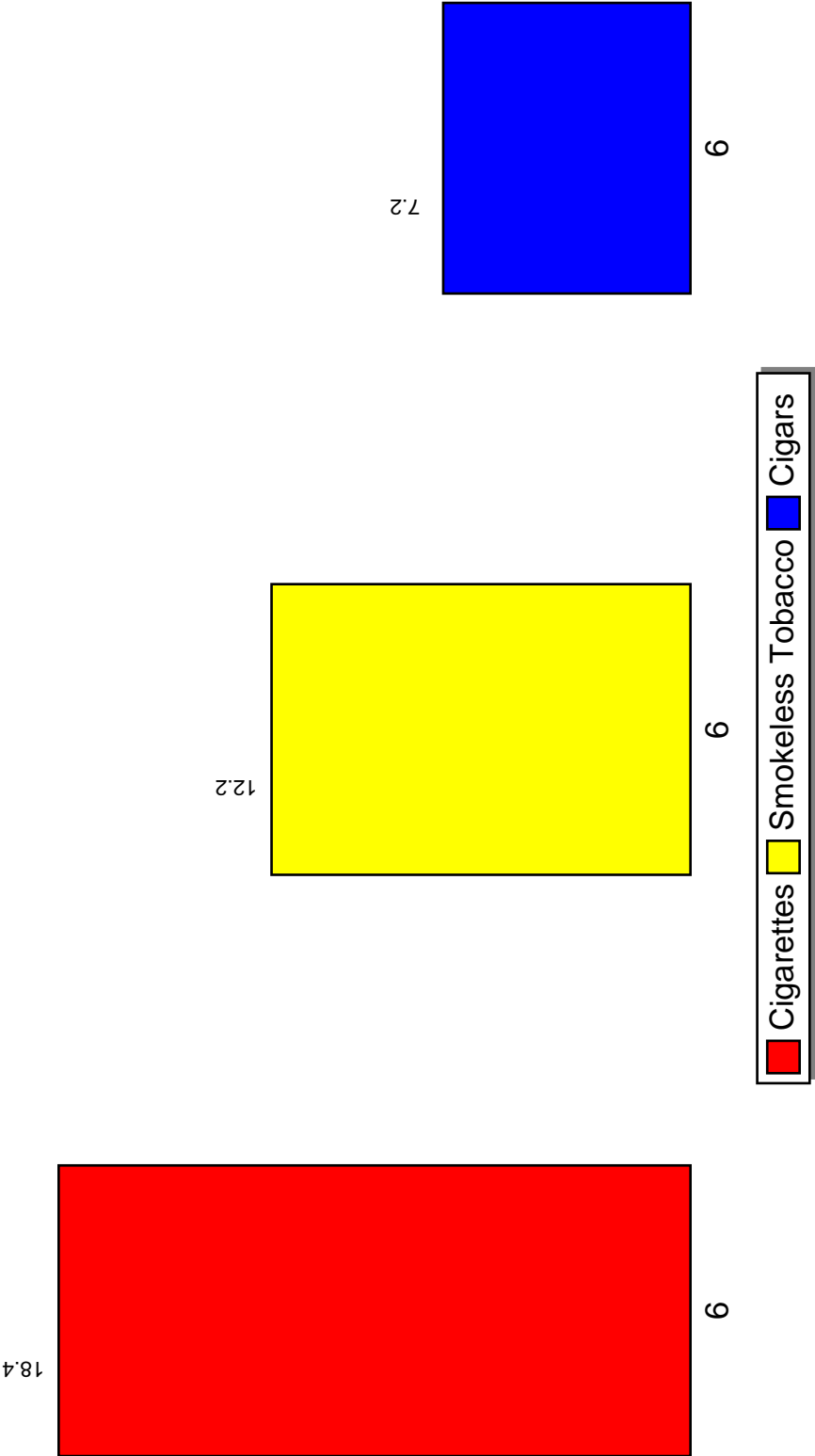
The *Perceived Harm* of alcohol and other drugs will assist with understanding how the false assumptions concerning harm are related to drug use. When drugs are perceived as harmless, the probability of use increases.

Research indicates that easy access, *Availability*, to drugs increases the probability of use. Availability of alcohol and other drugs normally increases at higher grade levels.

2.1 Frequency of Use

% Students Who Use Cigarettes, Smokeless Tobacco & Cigars

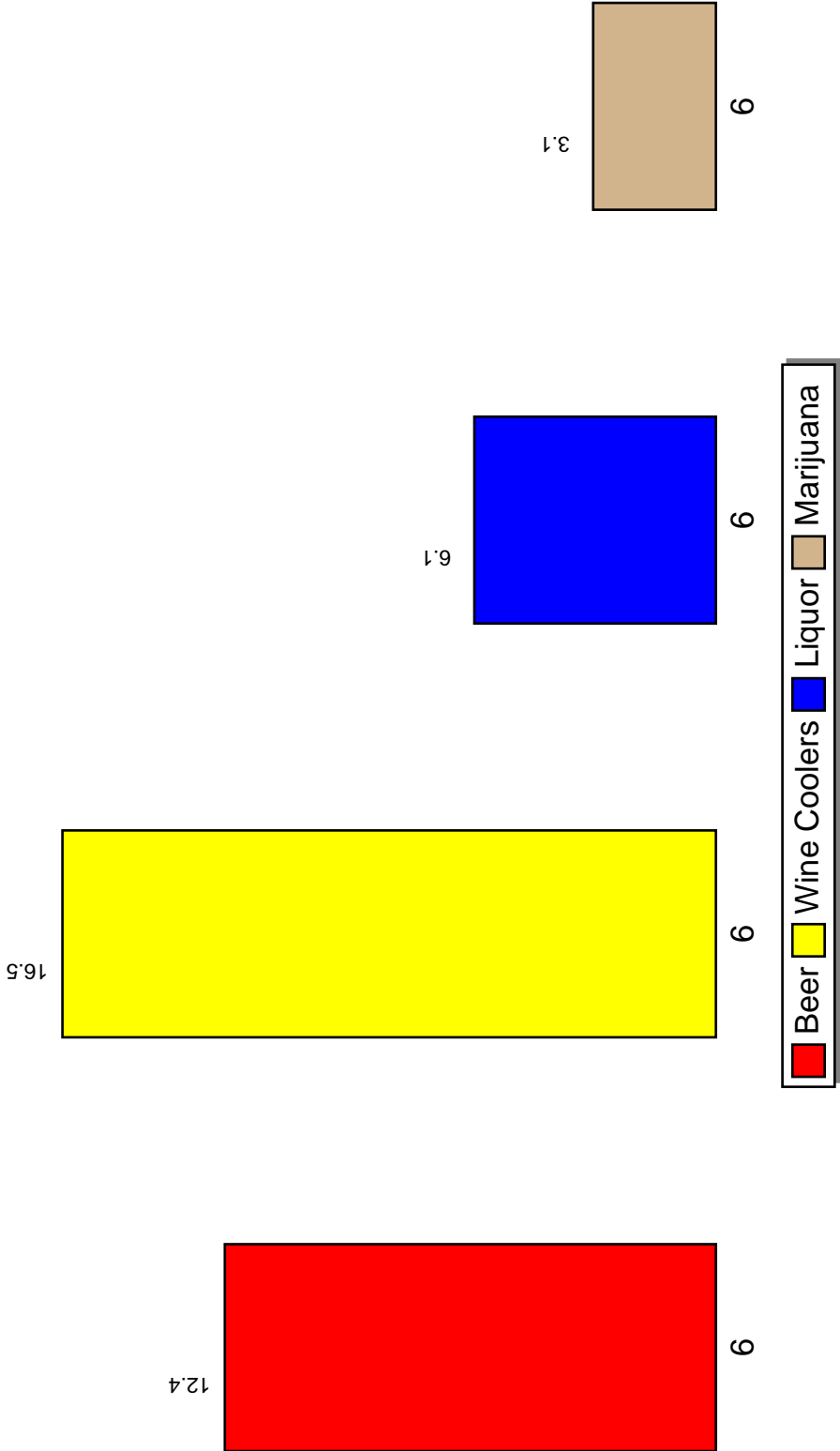
Figure 2.1: % Students Who Use Cigarettes, Smokeless Tobacco & Cigars



Source: PRIDE Surveys

% Students Who Use Beer, Wine Coolers, Liquor & Marijuana

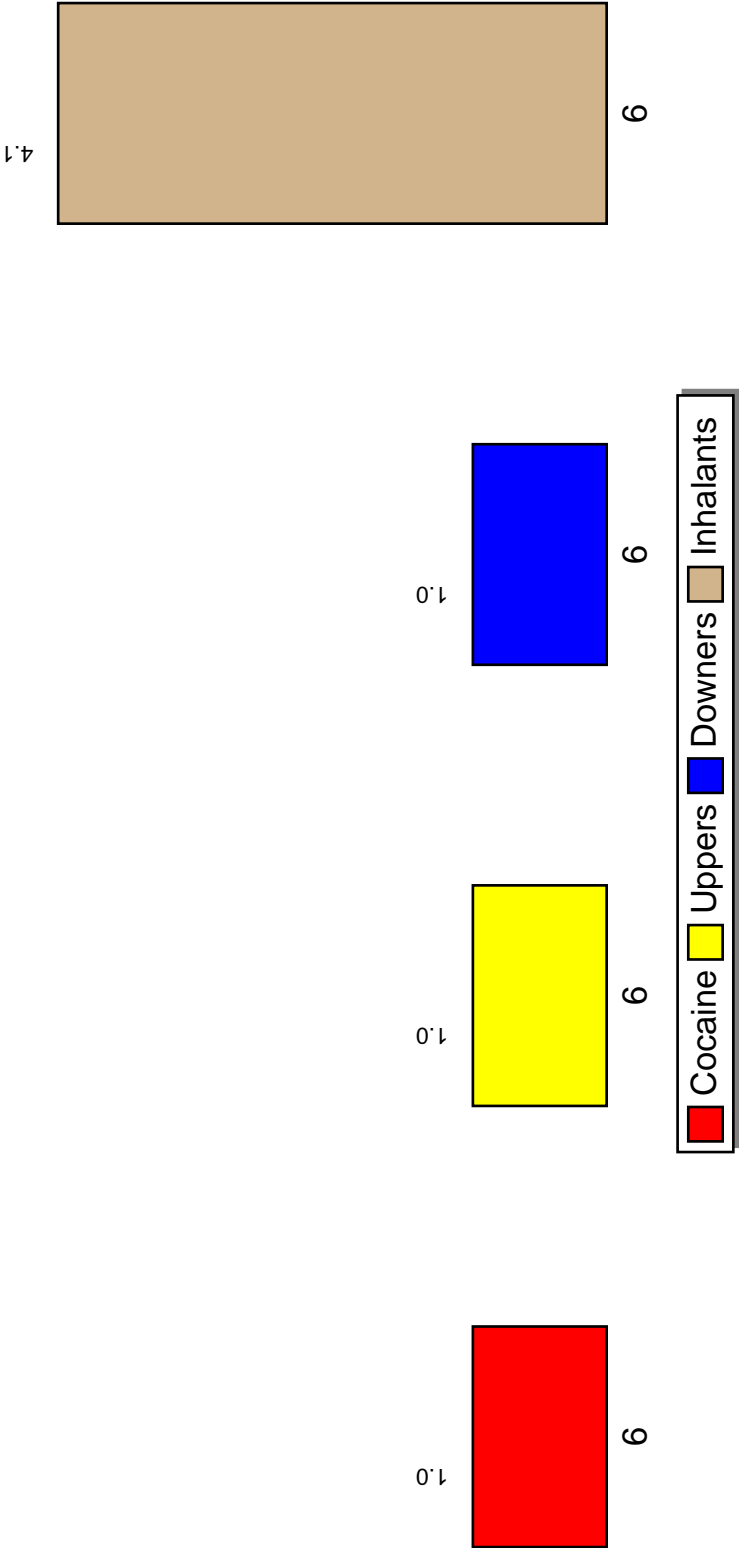
Figure 2.2: % Students Who Use Beer, Wine Coolers, Liquor & Marijuana



Source: PRIDE Surveys

% Students Who Use Cocaine, Uppers, Downers & Inhalants

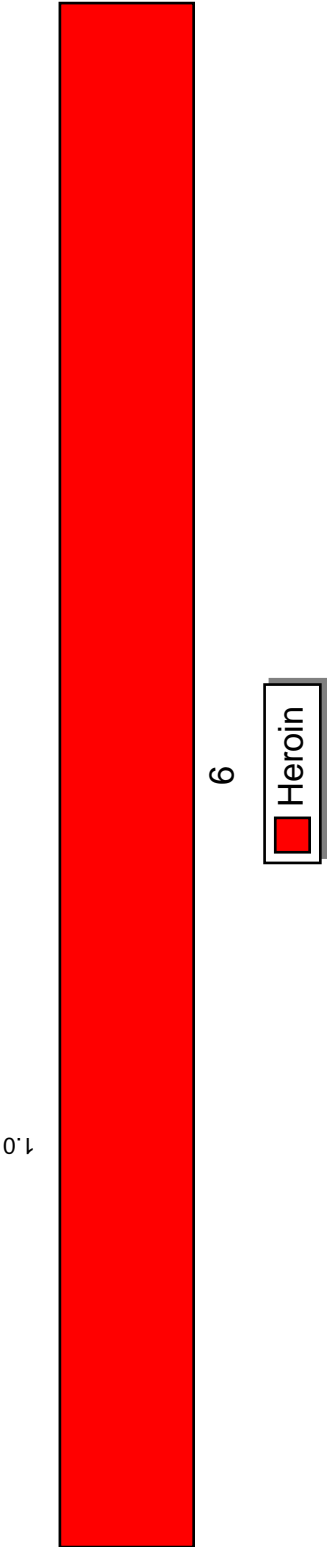
Figure 2.3: % Students Who Use Cocaine, Uppers, Downers & Inhalants



Source: PRIDE Surveys

% Students Who Use Hallucinogens, Heroin & Steroids

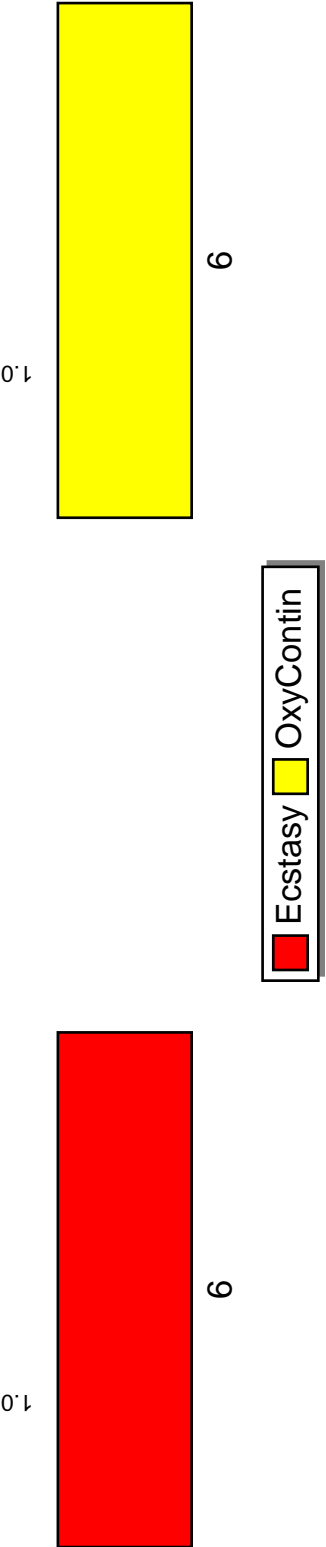
Figure 2.4: % Students Who Use Hallucinogens, Heroin & Steroids



Source: PRIDE Surveys

% Students Who Use Ecstasy & OxyContin

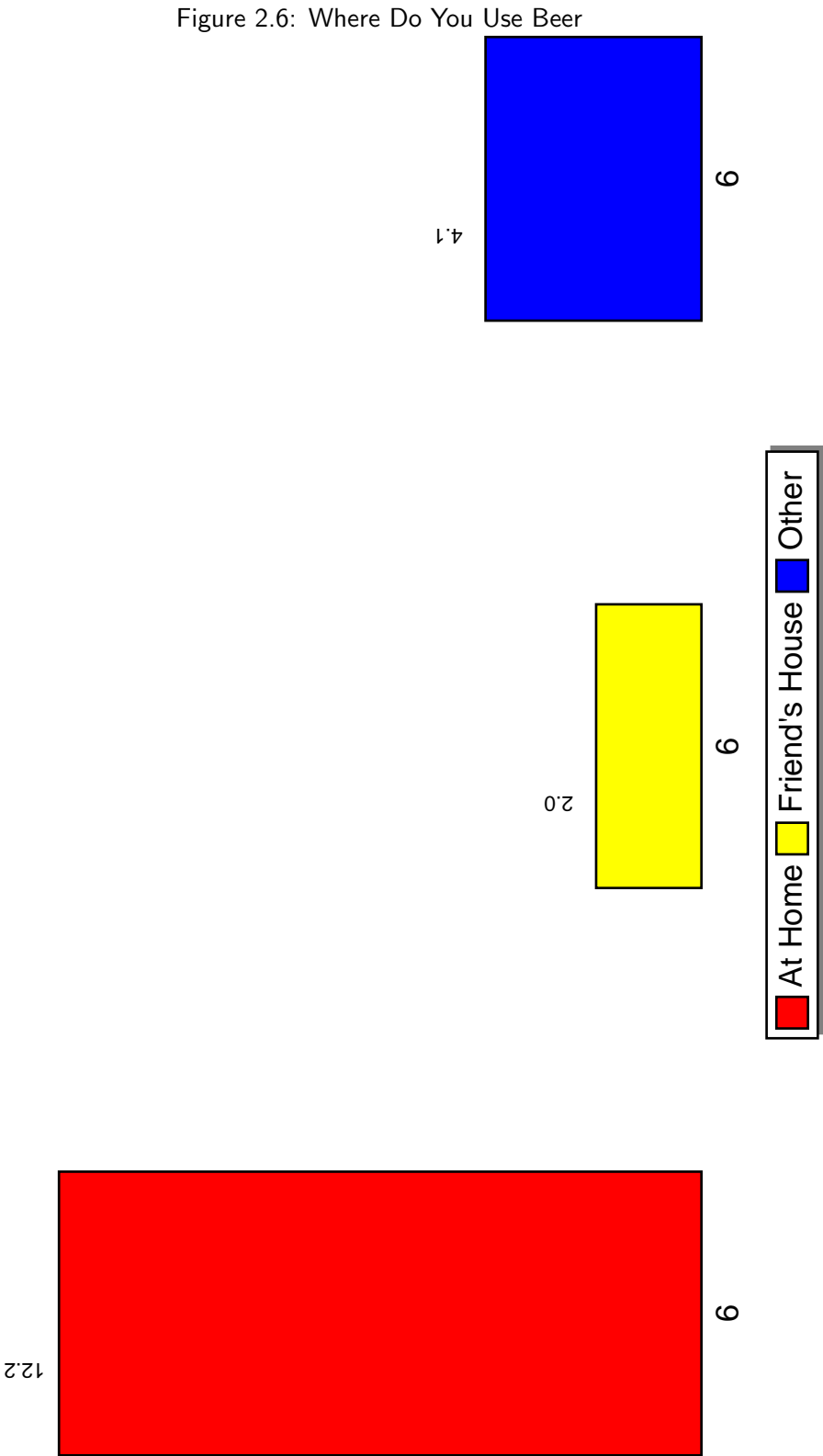
Figure 2.5: % Students Who Use Ecstasy & OxyContin



Source: PRIDE Surveys

2.2 Where Do You Use

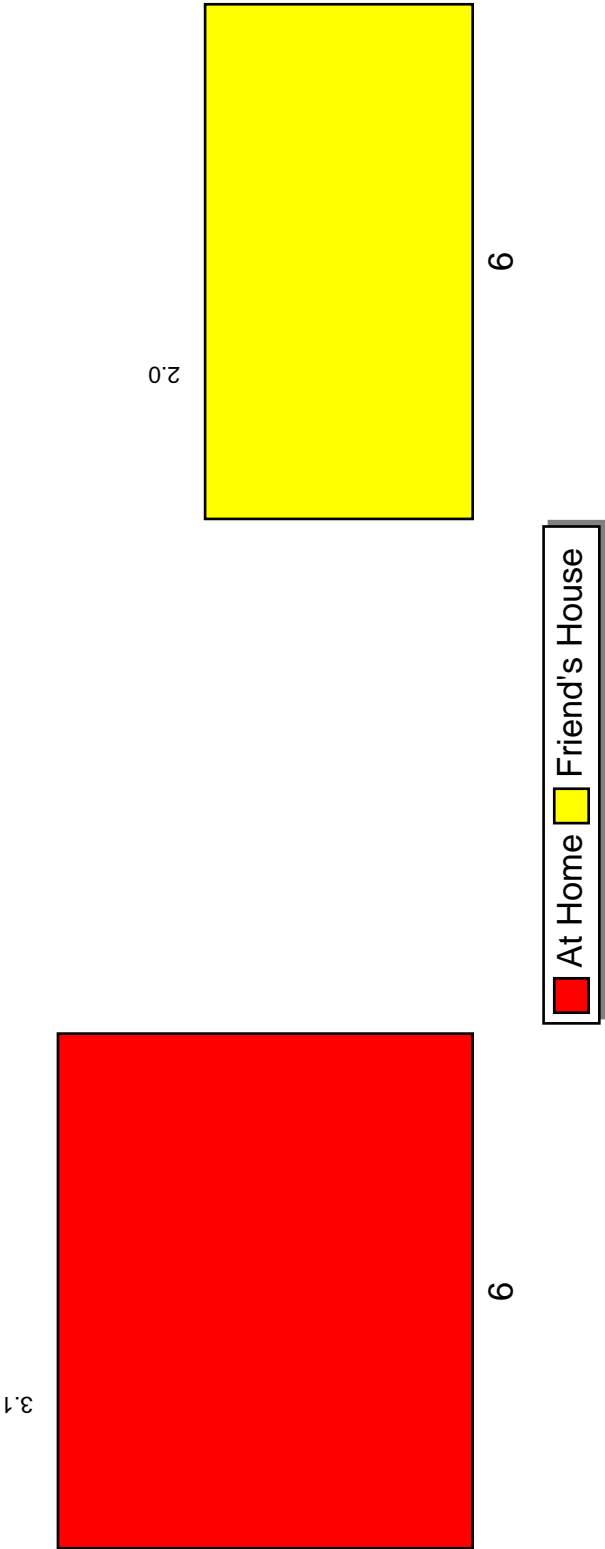
Where Do You Use Beer



Source: PRIDE Surveys

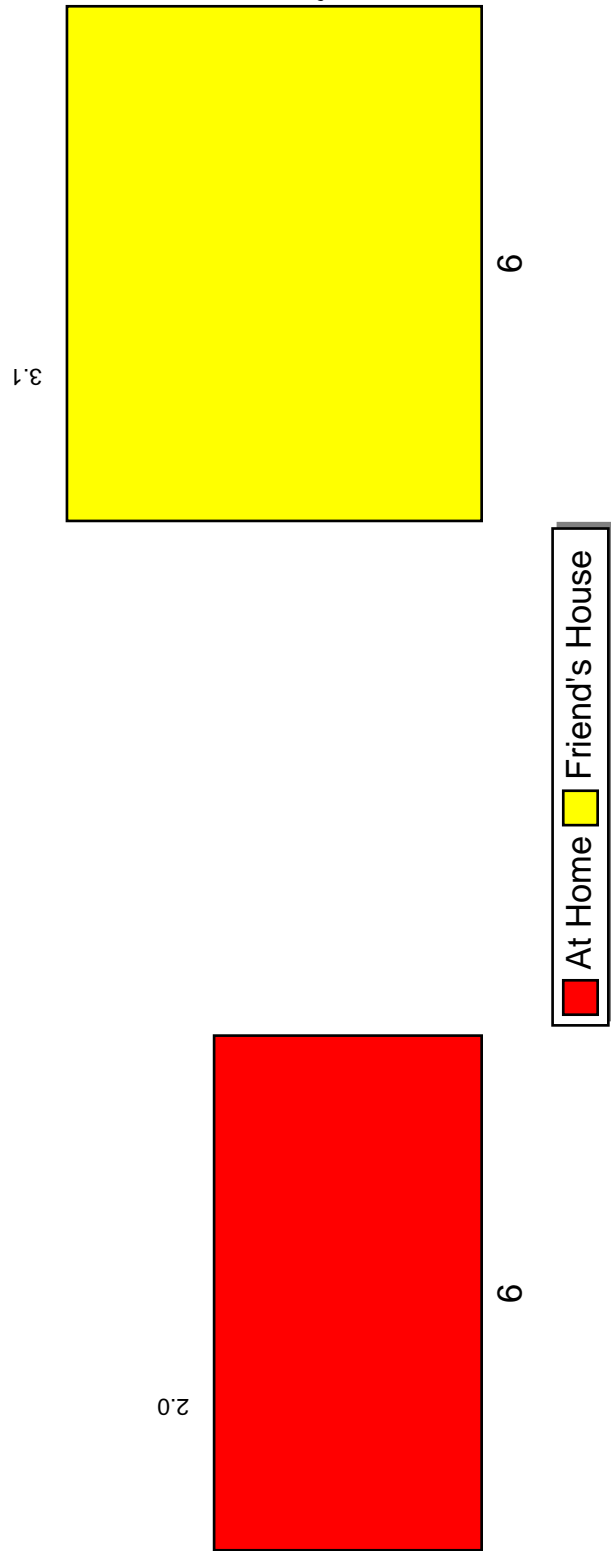
Where Do You Use Liquor

Figure 2.7: Where Do You Use Liquor



Where Do You Use Marijuana

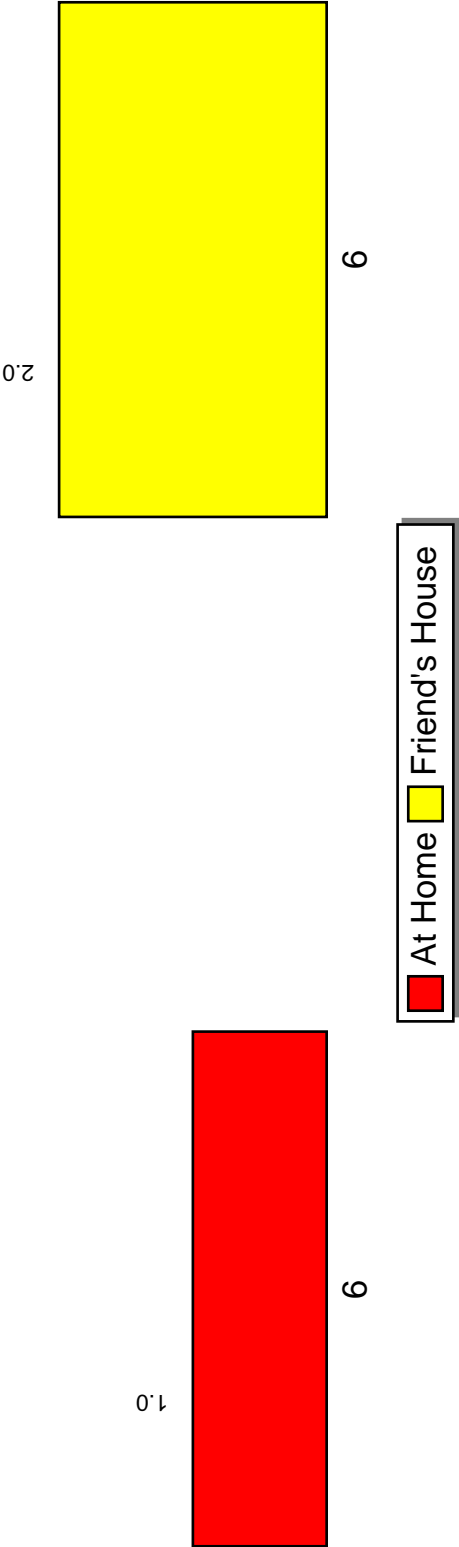
Figure 2.8: Where Do You Use Marijuana



Source: PRIDE Surveys

Where Do You Use Cocaine

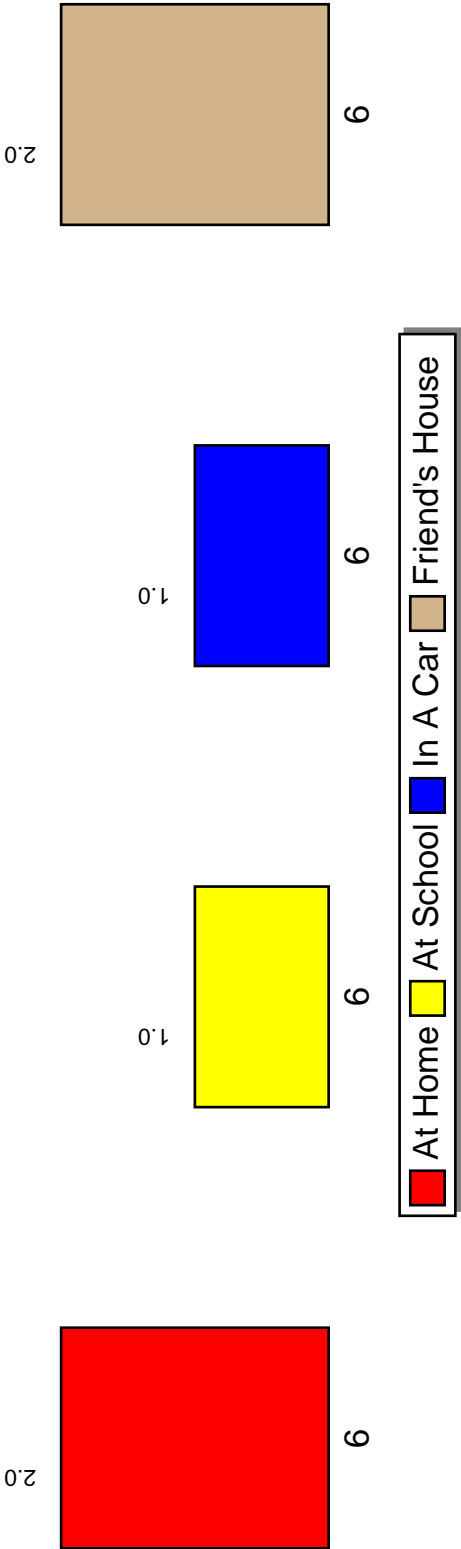
Figure 2.9: Where Do You Use Cocaine



Source: PRIDE Surveys

Where Do You Use Inhalants

Figure 2.10: Where Do You Use Inhalants



Source: PRIDE Surveys

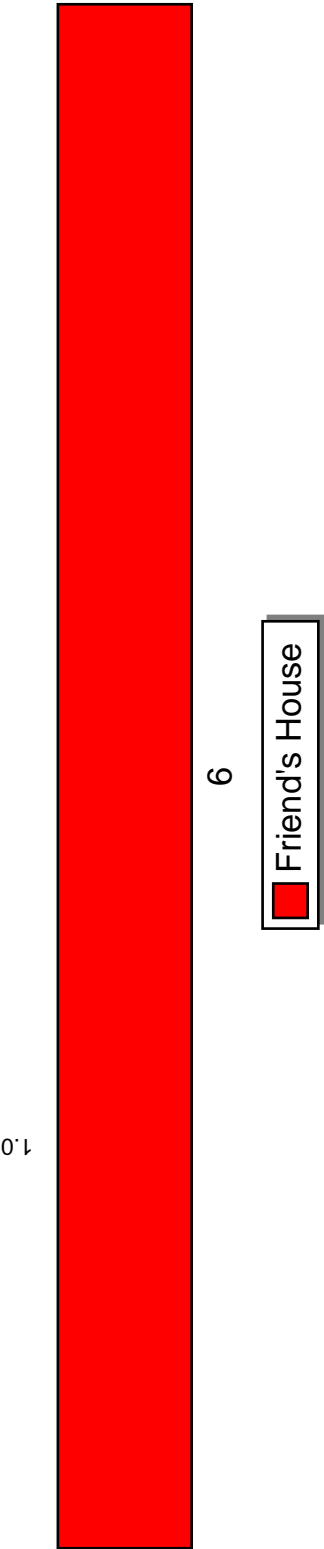
Figure 2.11: Where Do You Use Hallucinogens

Where Do You Use Hallucinogens

Source: PRIDE Surveys

Where Do You Use Ecstasy

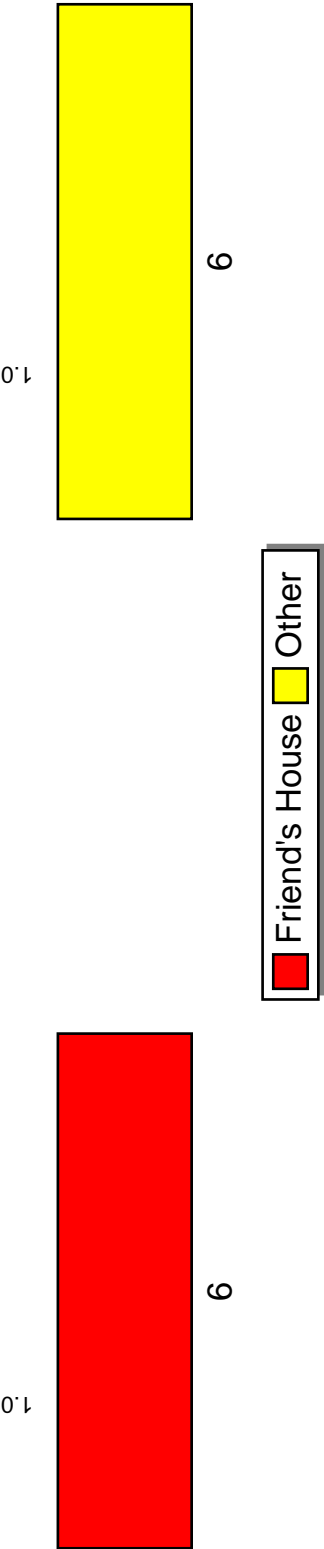
Figure 2.12: Where Do You Use Ecstasy



Source: PRIDE Surveys

Where Do You Use OxyContin

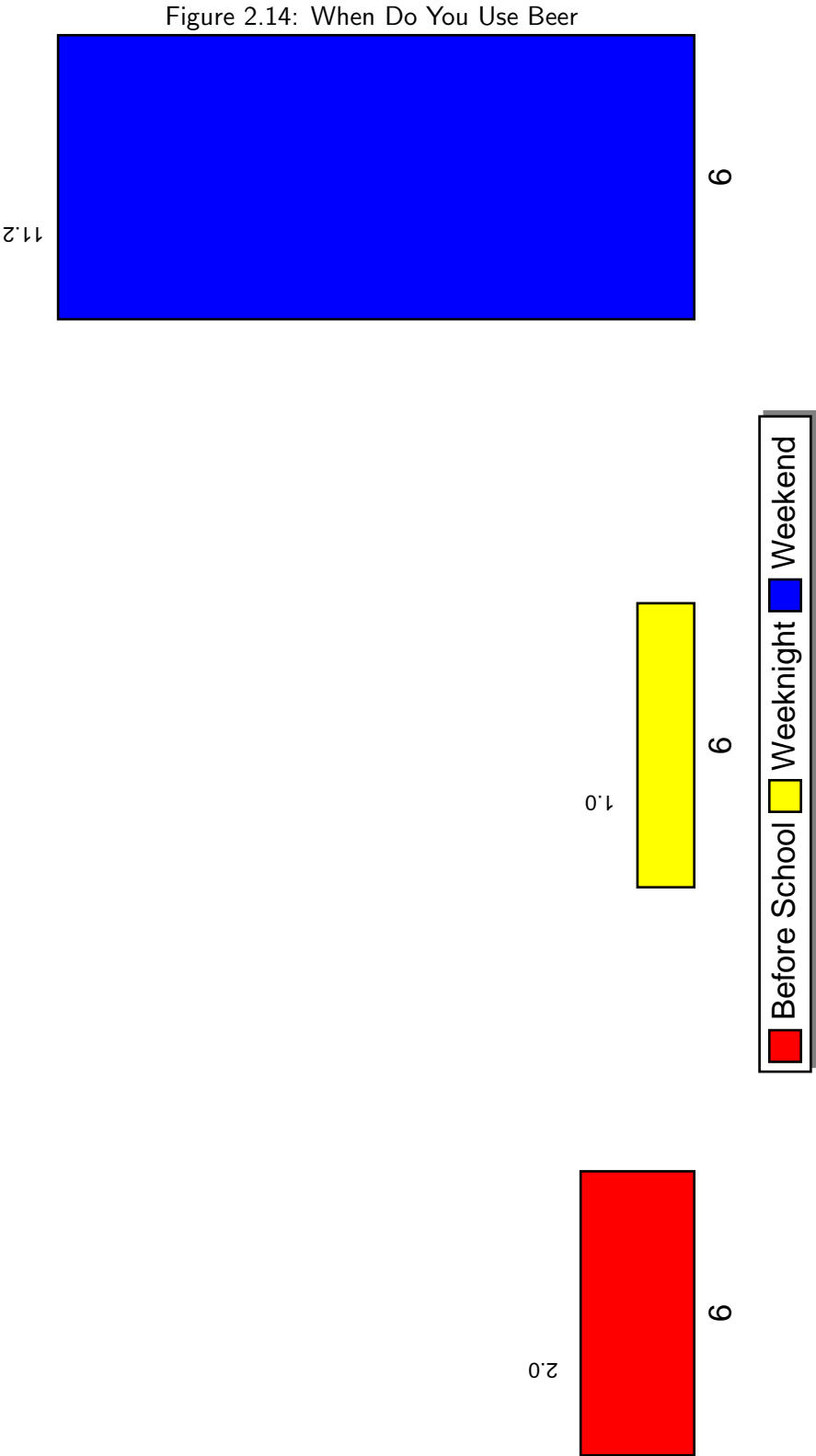
Figure 2.13: Where Do You Use OxyContin



Source: PRIDE Surveys

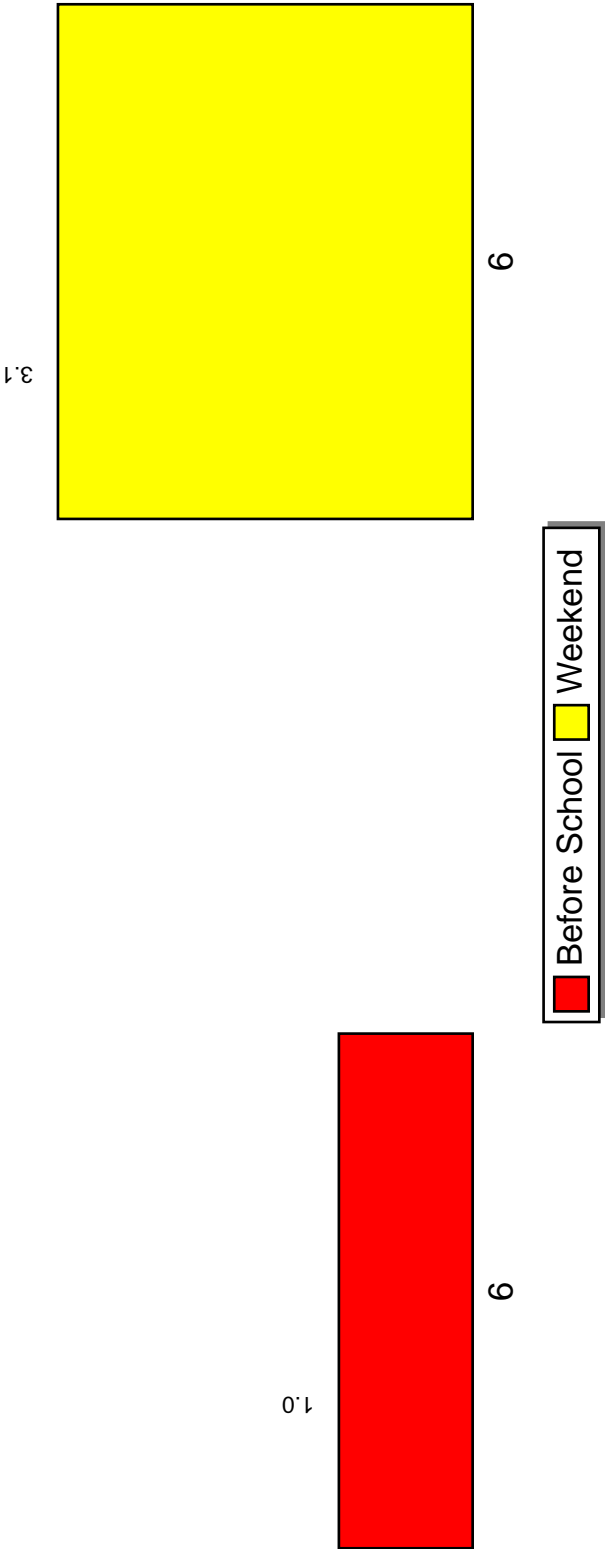
2.3 When Do You Use

When Do You Use Beer



When Do You Use Liquor

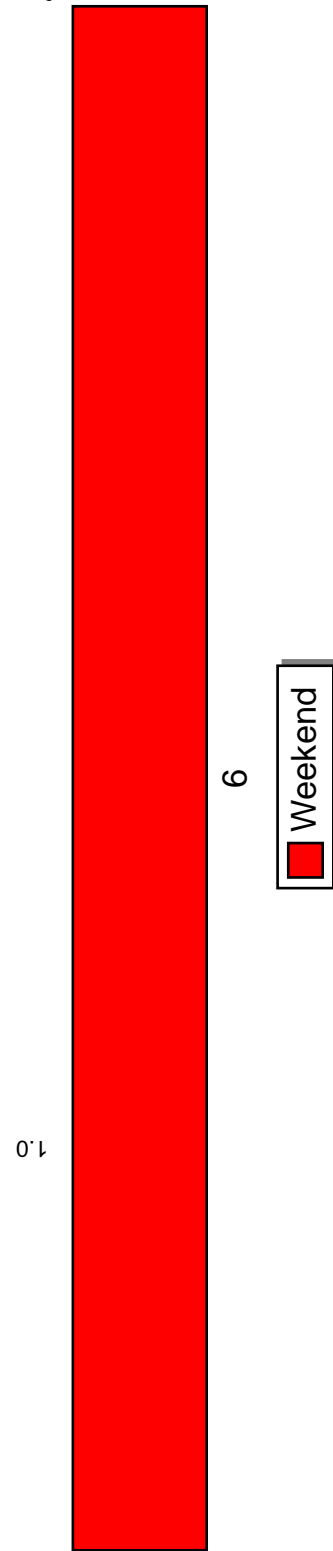
Figure 2.15: When Do You Use Liquor



Source: PRIDE Surveys

When Do You Use Marijuana

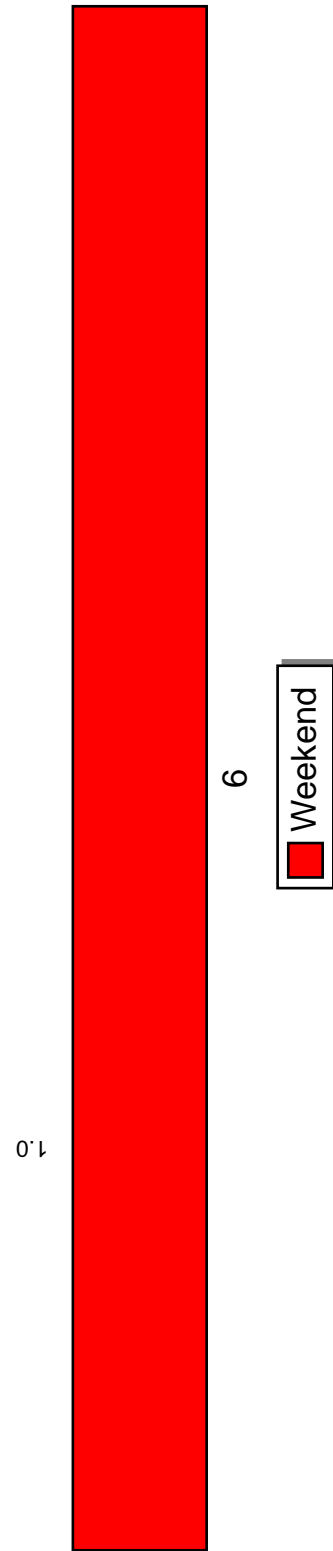
Figure 2.16: When Do You Use Marijuana



Source: PRIDE Surveys

When Do You Use Cocaine

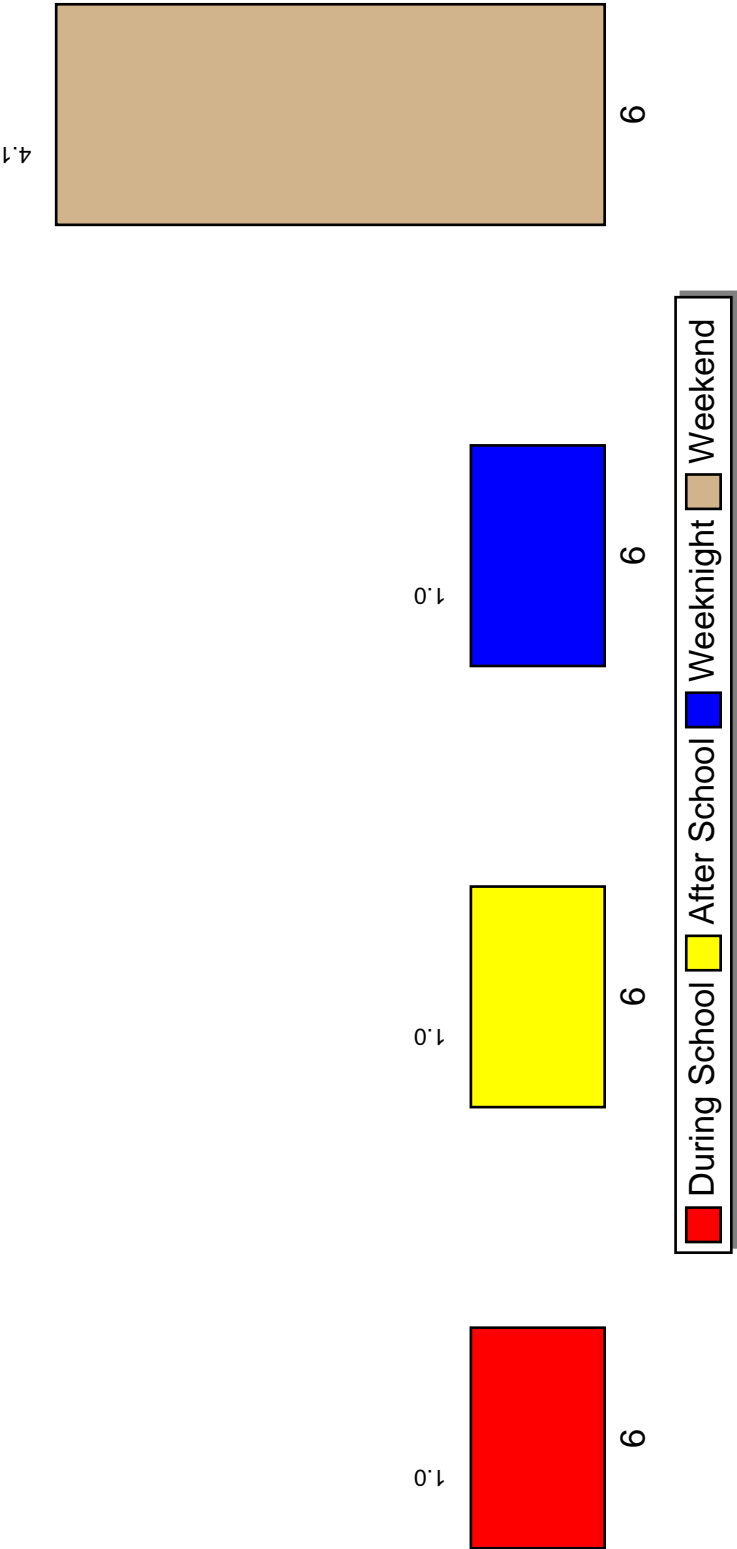
Figure 2.17: When Do You Use Cocaine



Source: PRIDE Surveys

When Do You Use Inhalants

Figure 2.18: When Do You Use Inhalants



Source: PRIDE Surveys

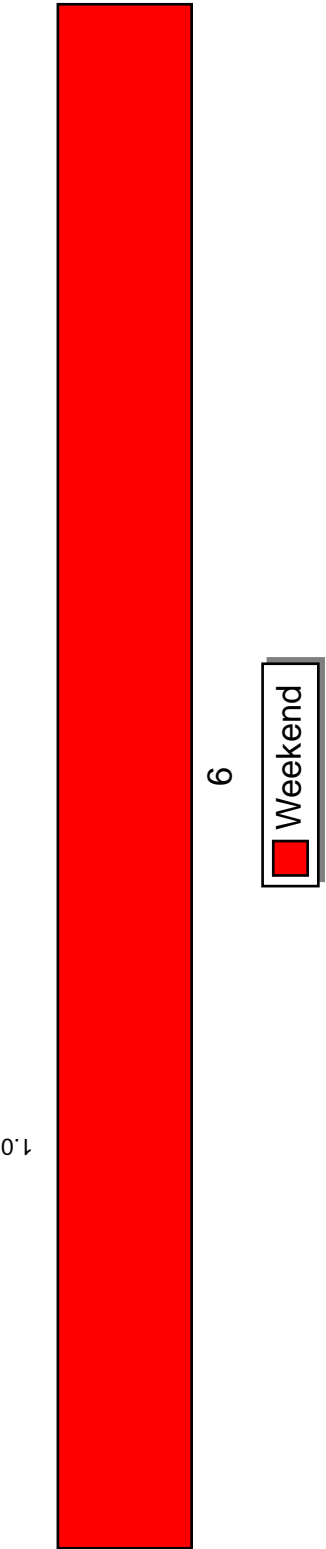
Figure 2.19: When Do You Use Hallucinogens

When Do You Use Hallucinogens

Source: PRIDE Surveys

When Do You Use Ecstasy

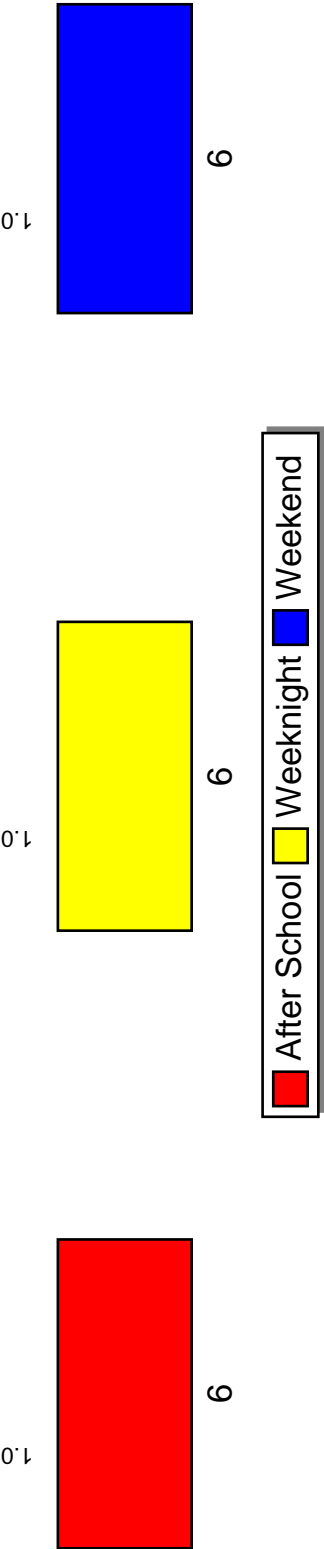
Figure 2.20: When Do You Use Ecstasy



Source: PRIDE Surveys

When Do You Use OxyContin

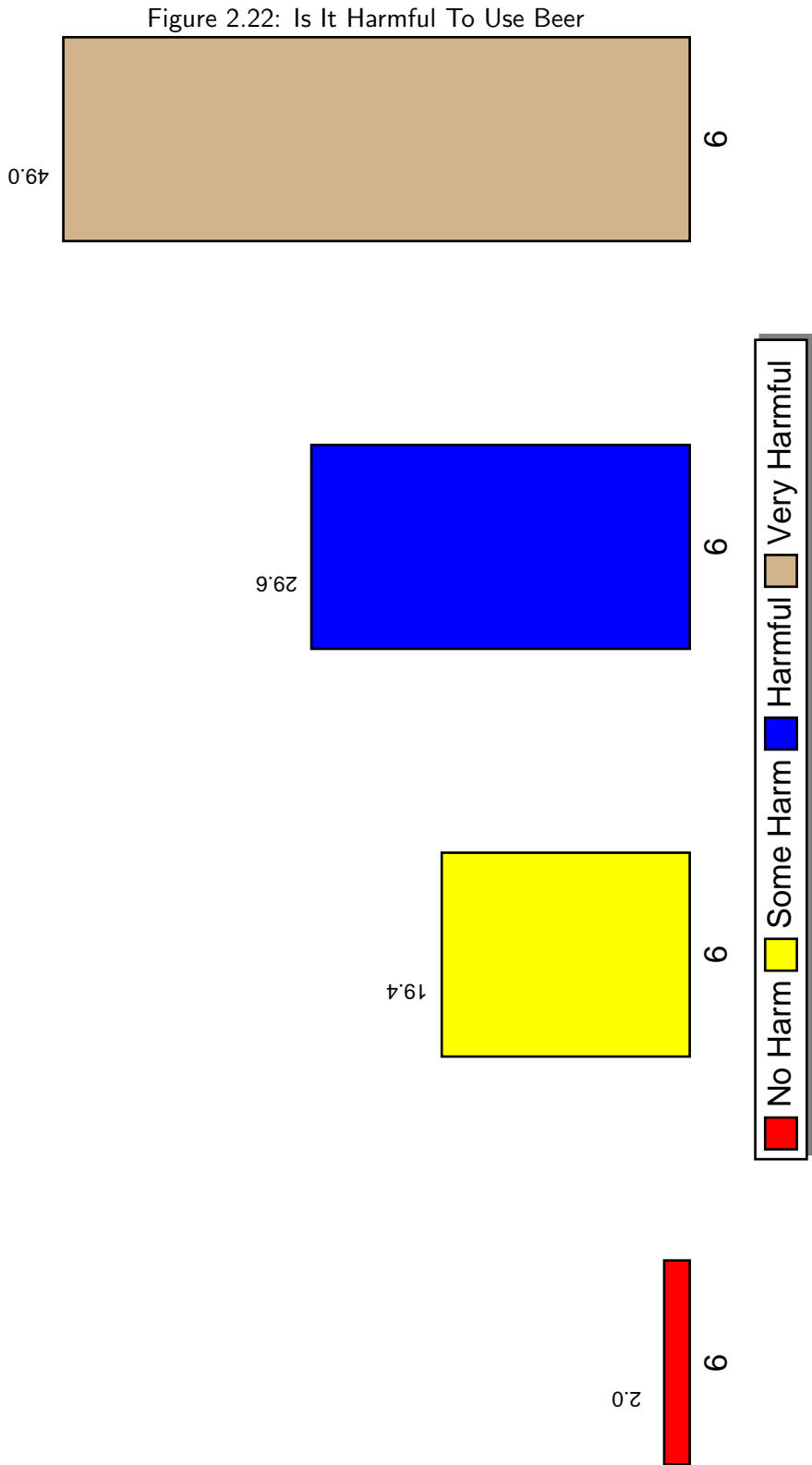
Figure 2.21: When Do You Use OxyContin



Source: PRIDE Surveys

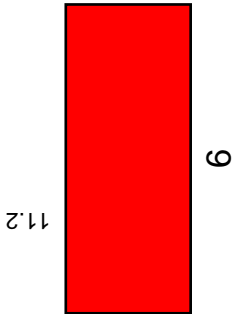
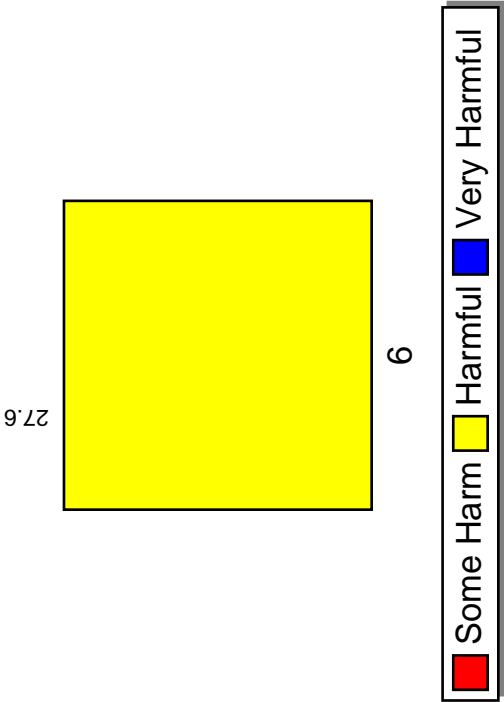
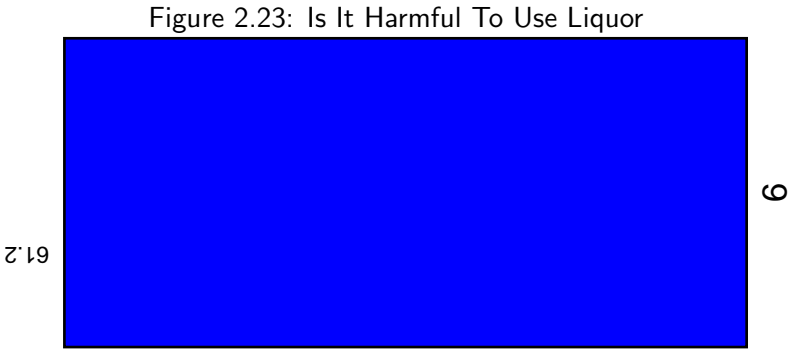
2.4 Harmfulness to Health

Is It Harmful To Use Beer



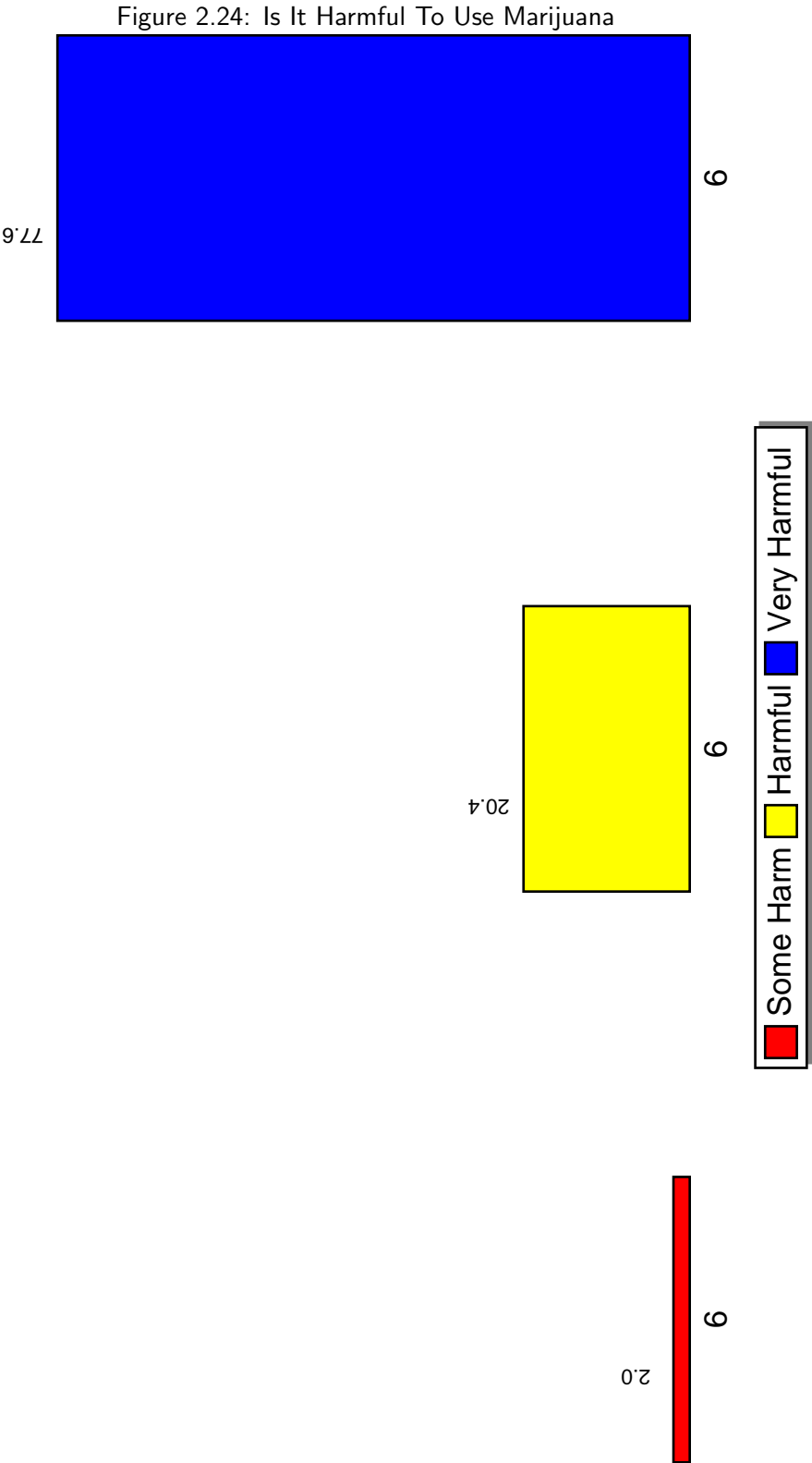
Source: PRIDE Surveys

Is It Harmful To Use Liquor



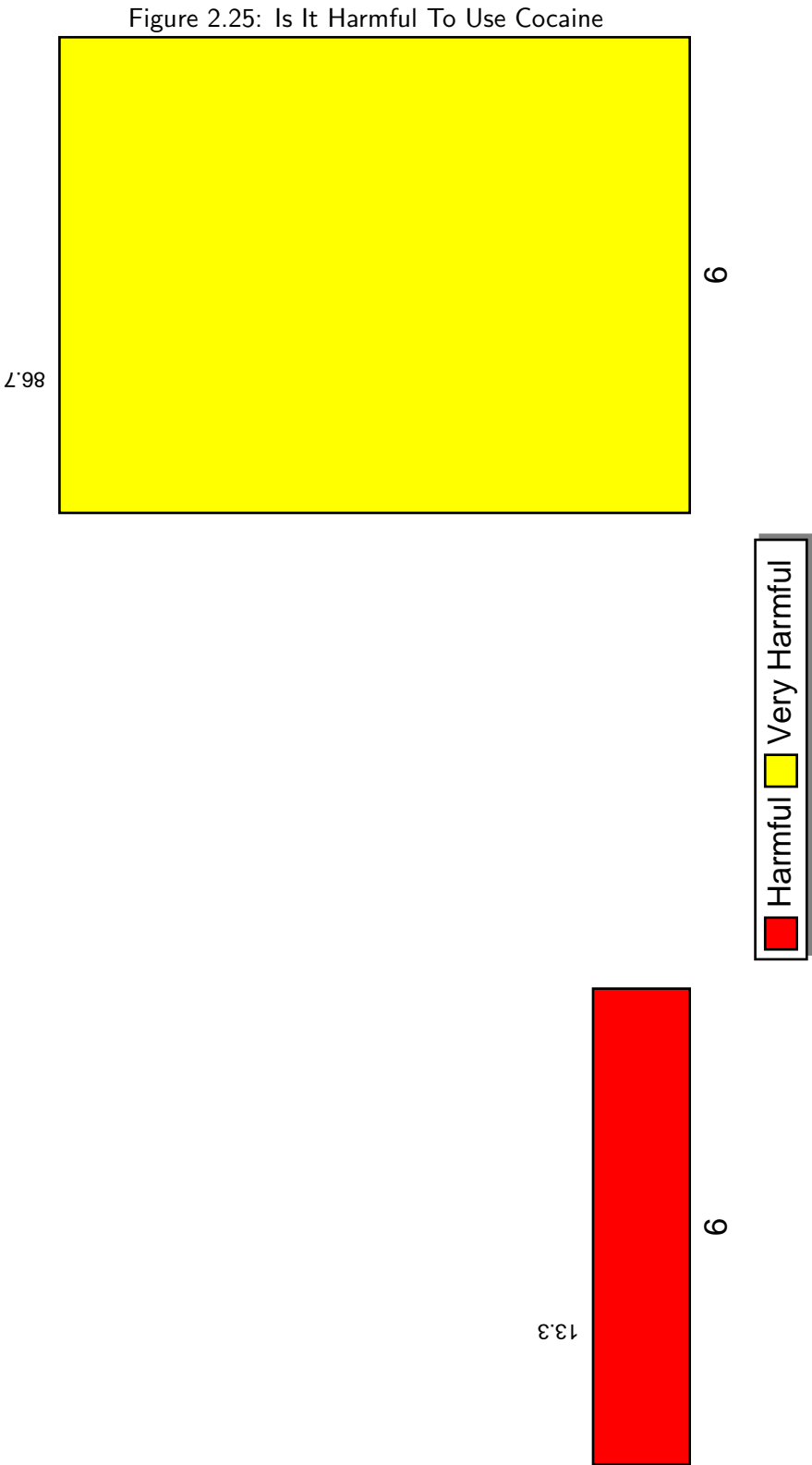
Source: PRIDE Surveys

Is It Harmful To Use Marijuana



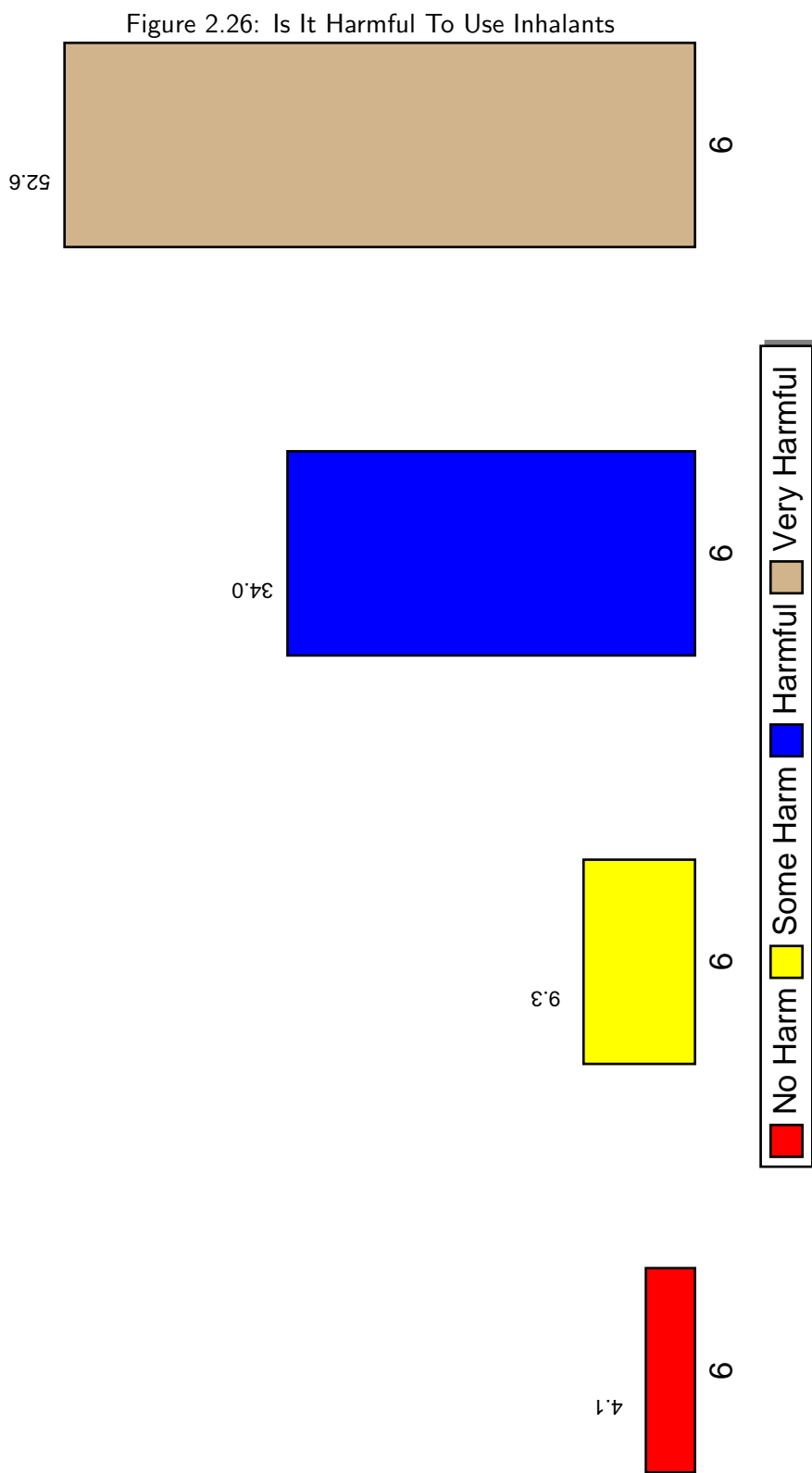
Source: PRIDE Surveys

Is It Harmful To Use Cocaine



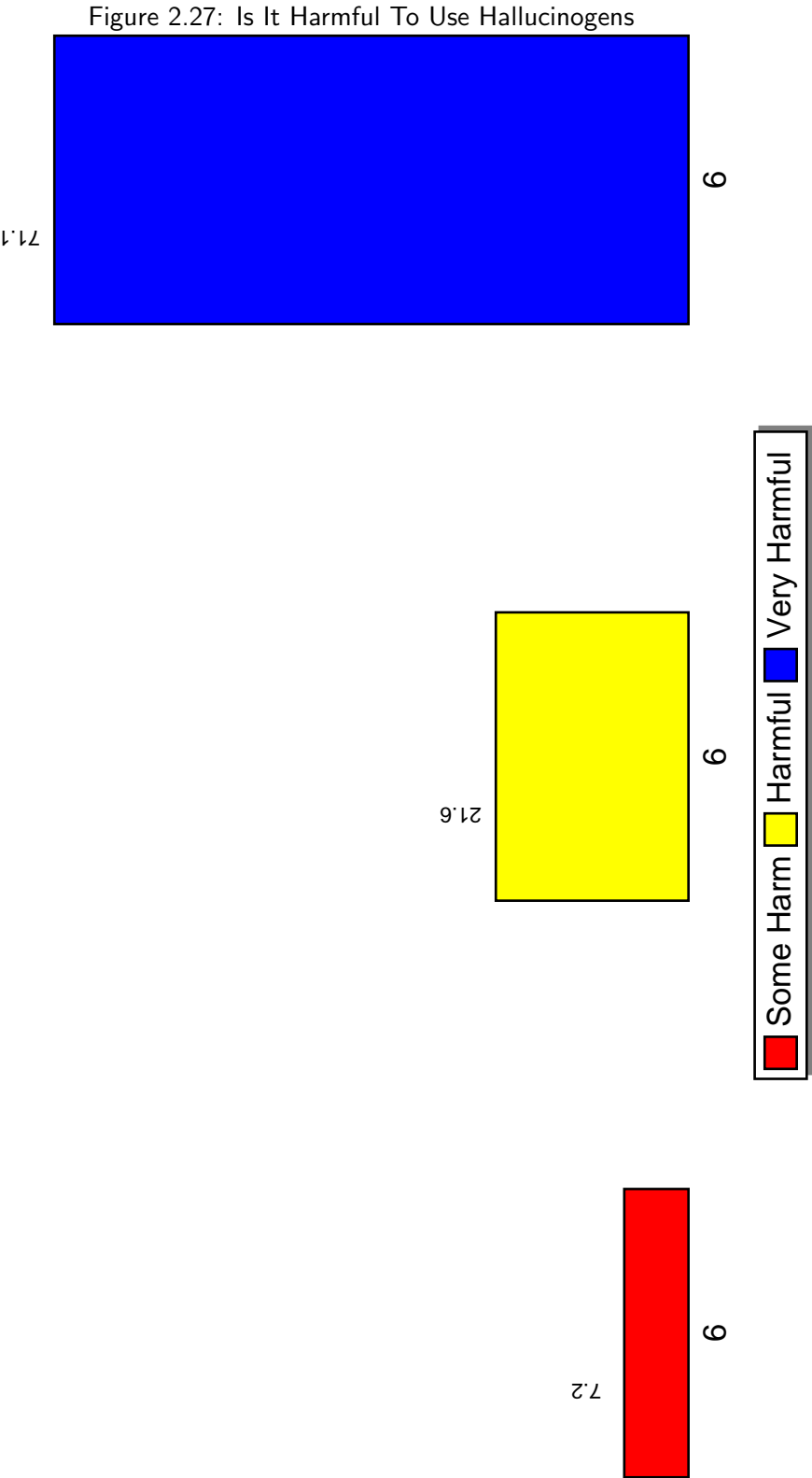
Source: PRIDE Surveys

Is It Harmful To Use Inhalants



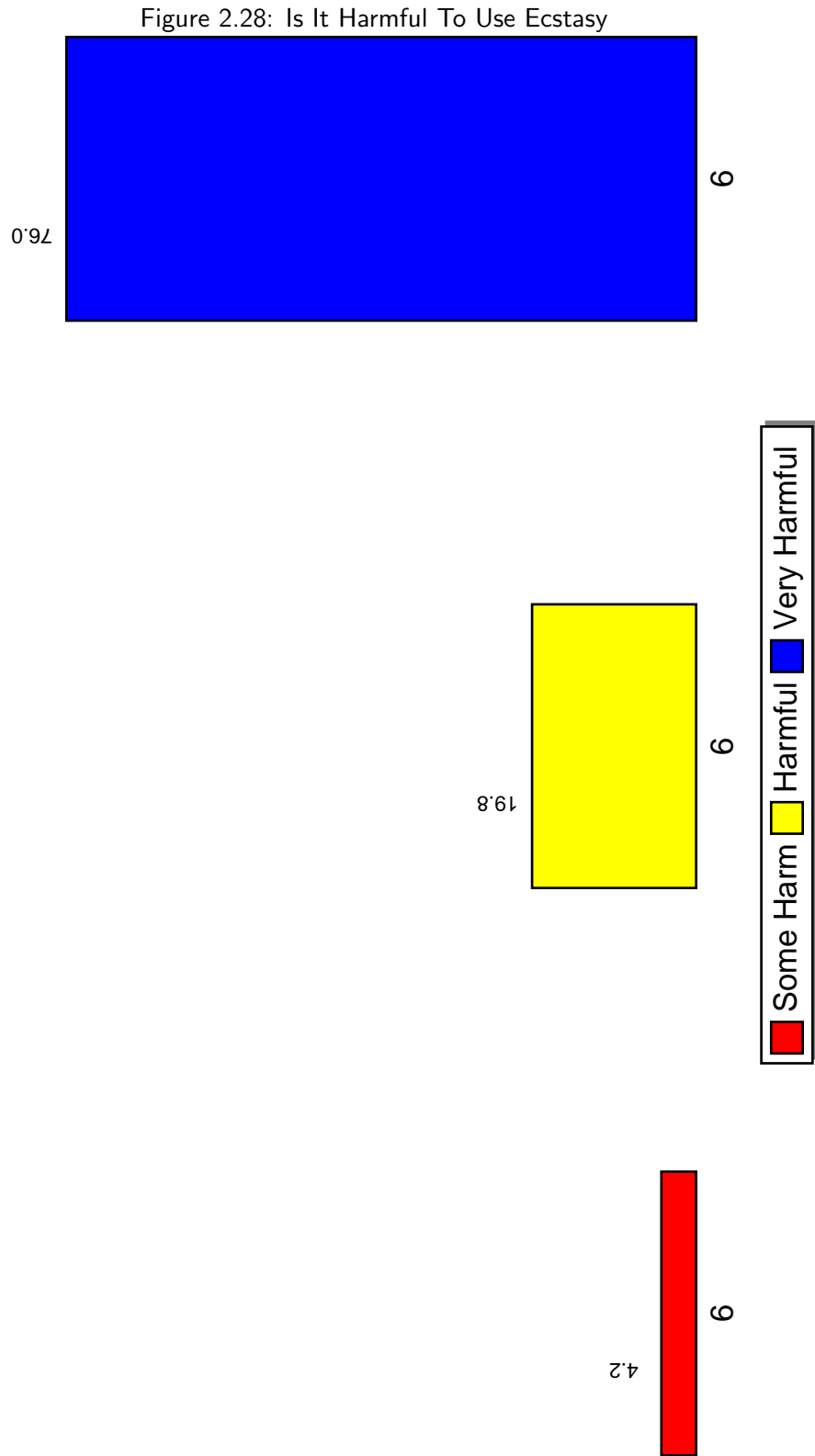
Source: PRIDE Surveys

Is It Harmful To Use Hallucinogens

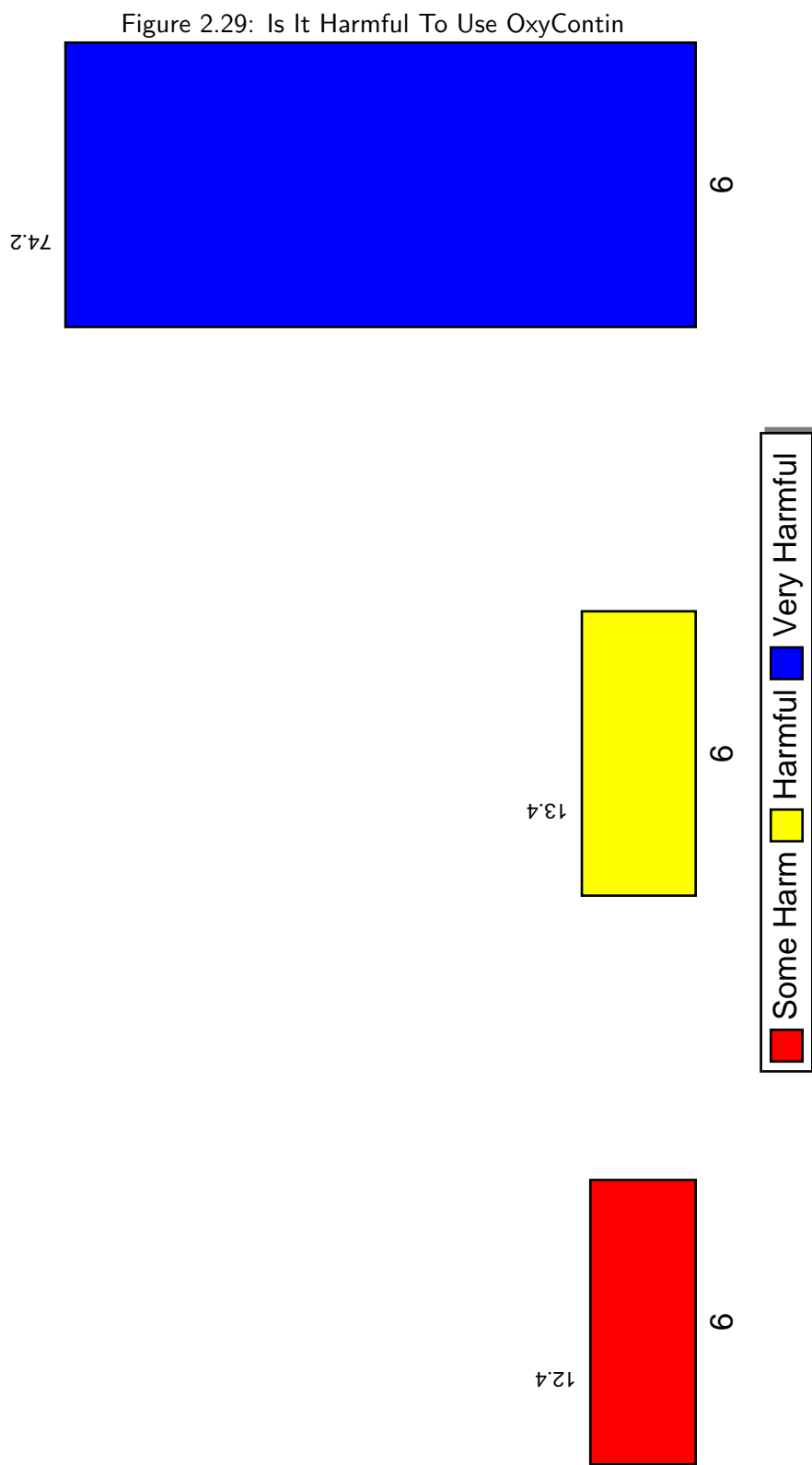


Source: PRIDE Surveys

Is It Harmful To Use Ecstasy

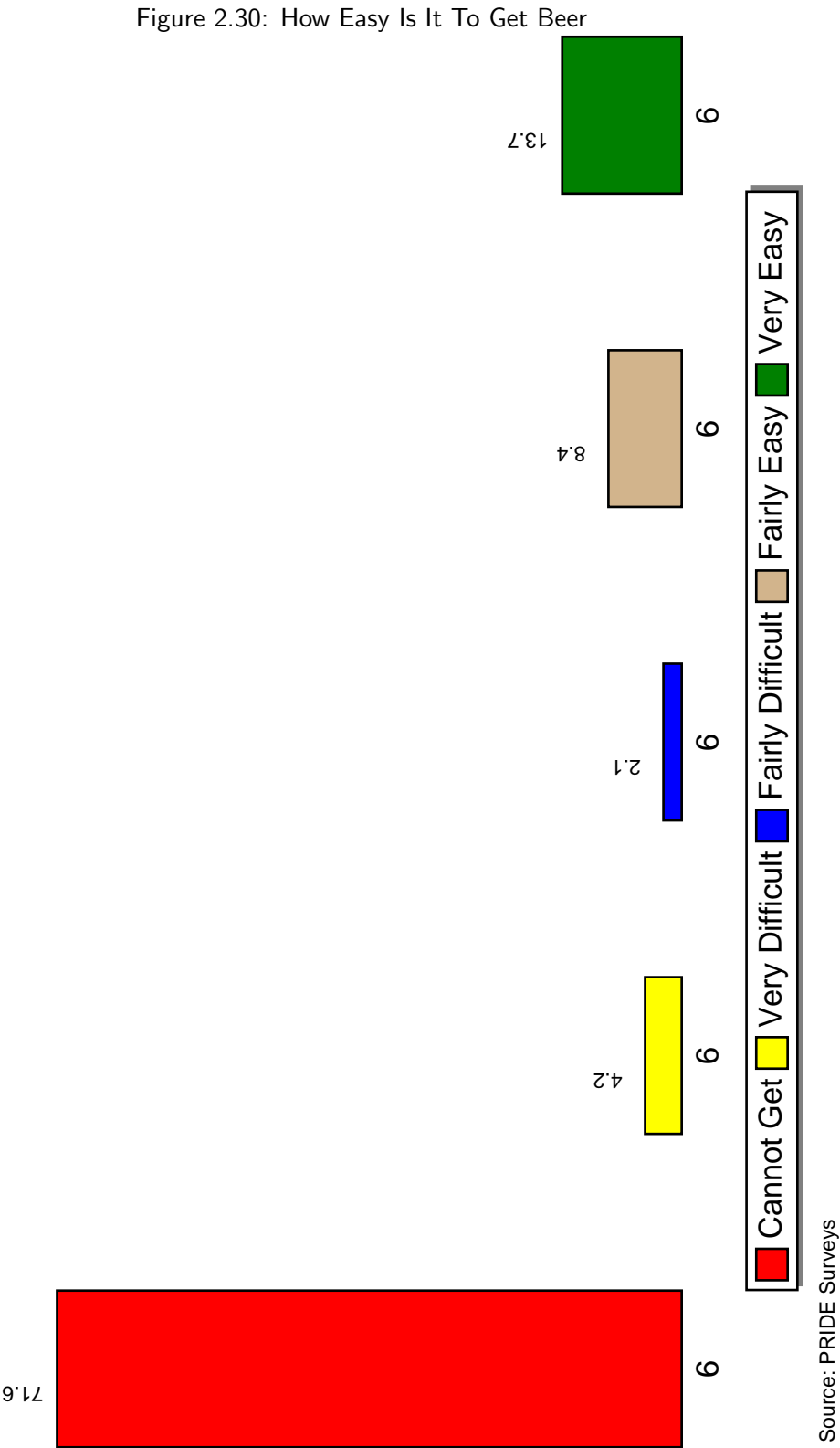


Is It Harmful To Use OxyContin

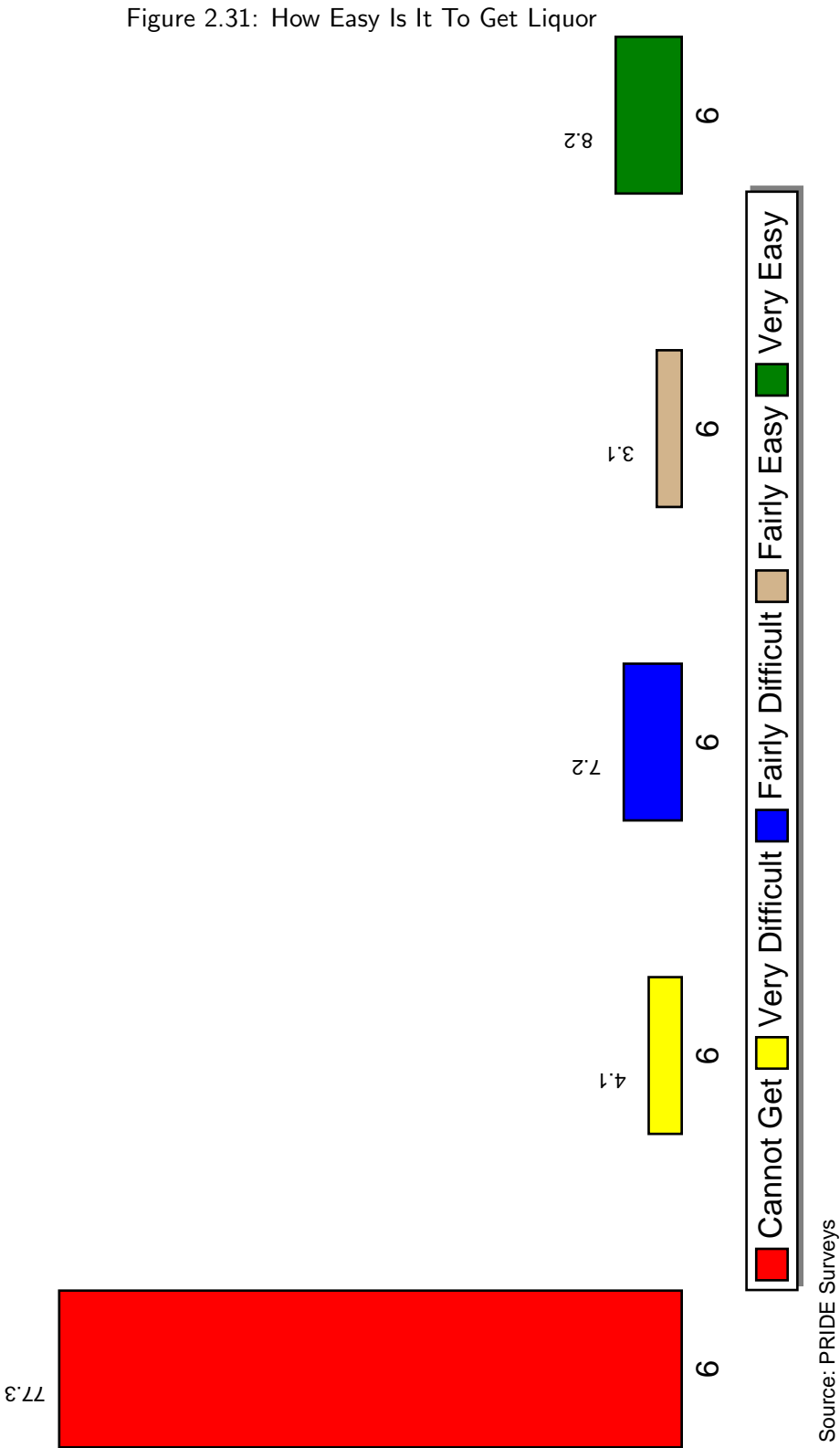


2.5 Availability

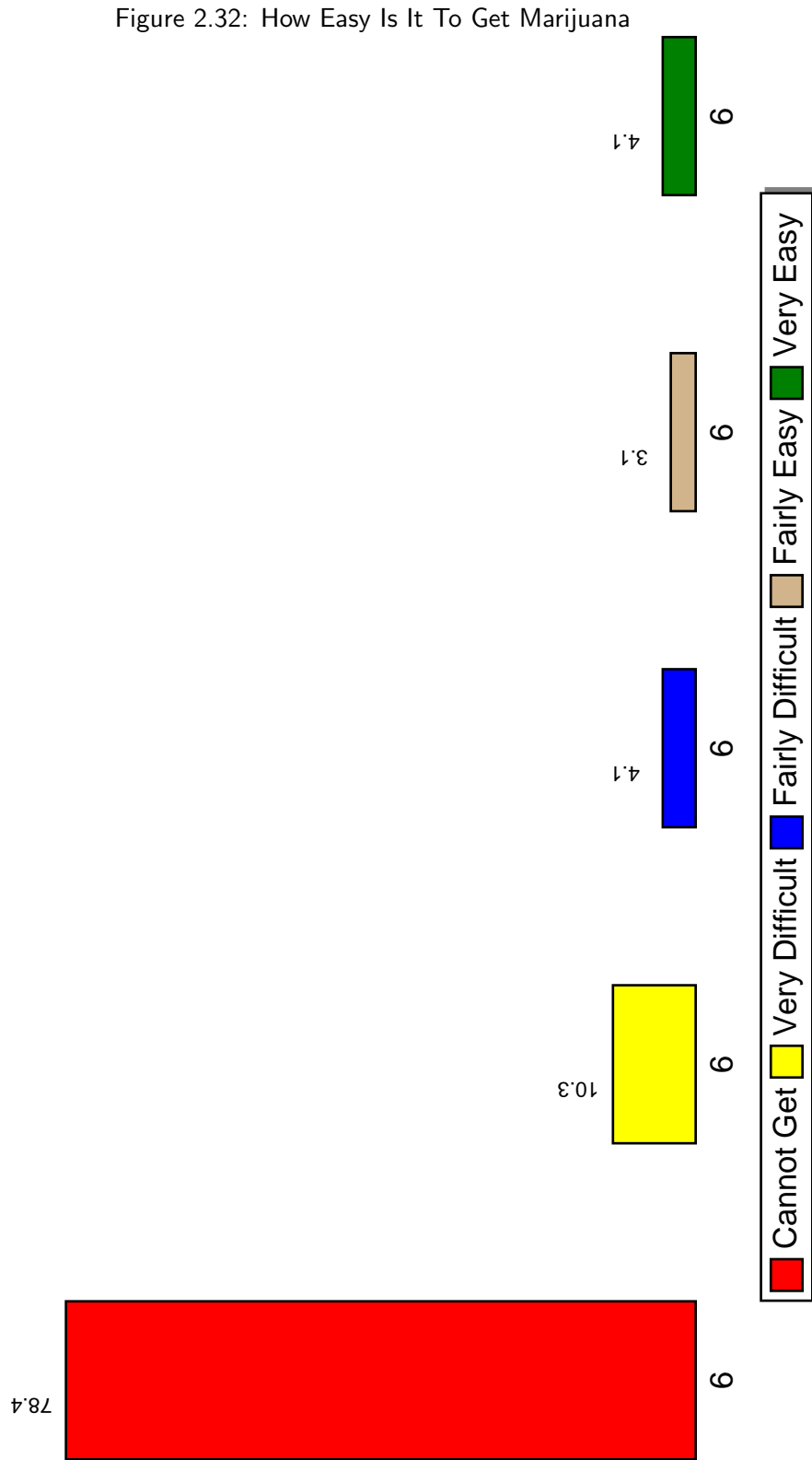
How Easy Is It To Get Beer



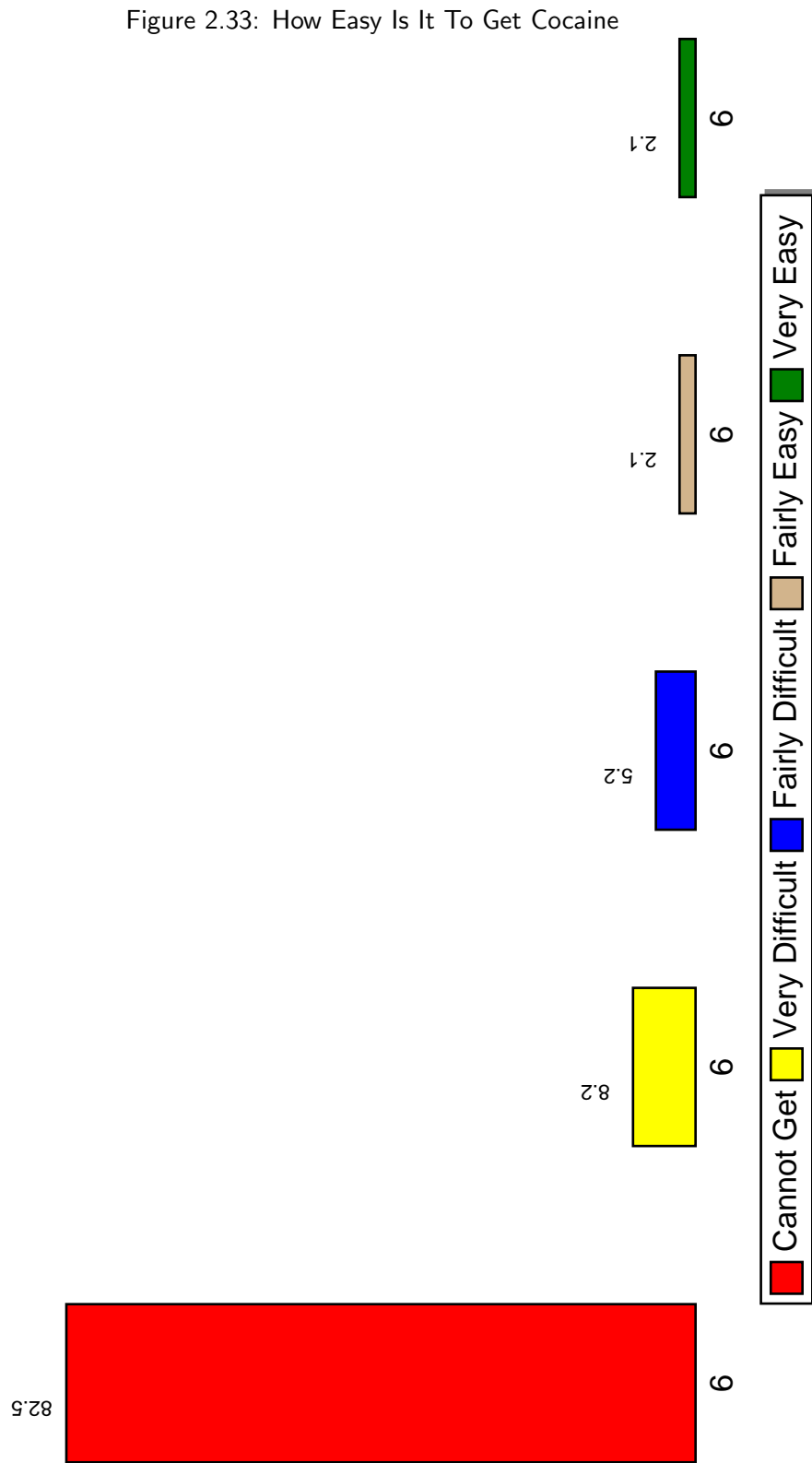
How Easy Is It To Get Liquor



How Easy Is It To Get Marijuana

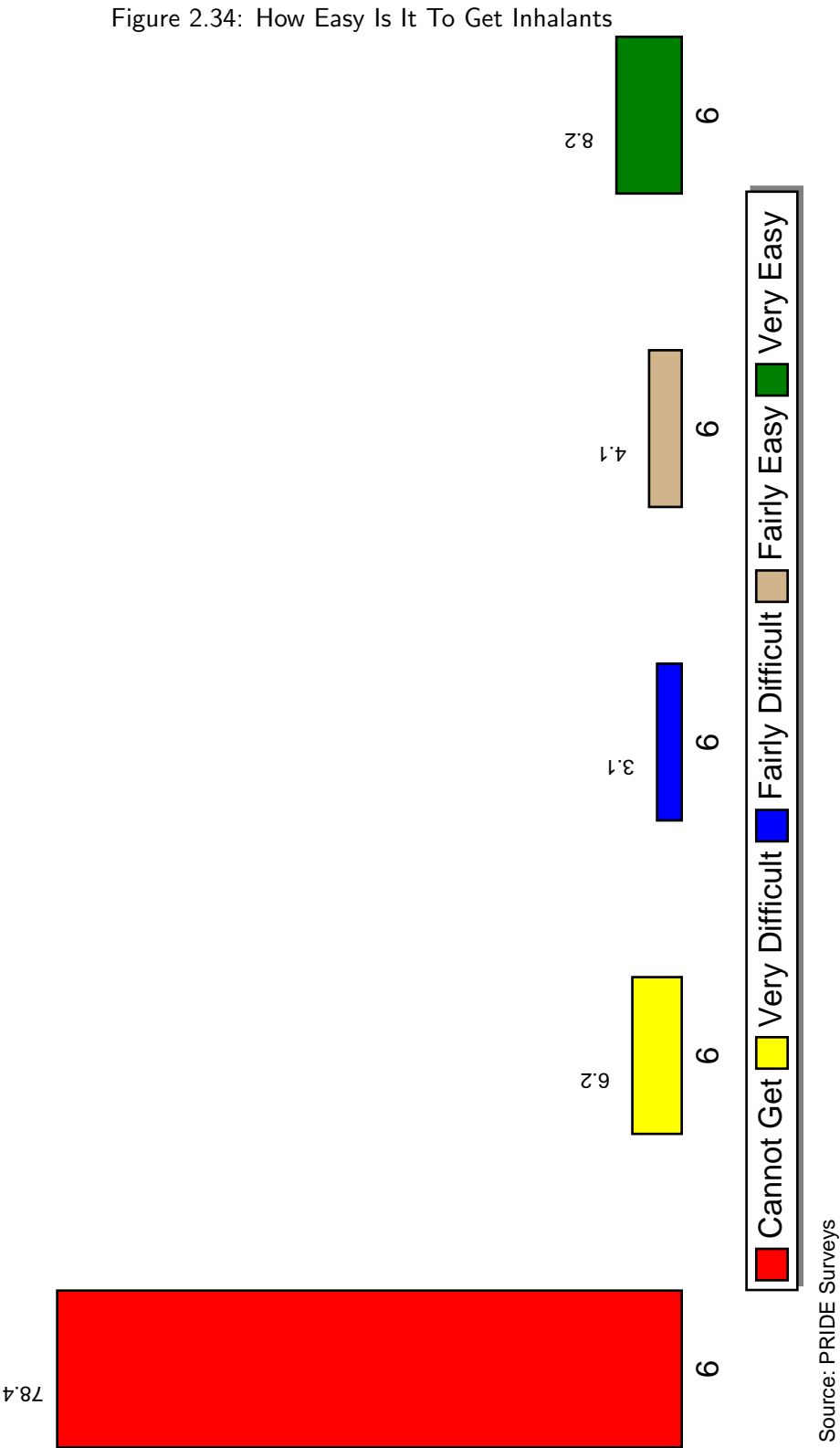


How Easy Is It To Get Cocaine




Source: PRIDE Surveys


How Easy Is It To Get Inhalants



How Easy Is It To Get Hallucinogens

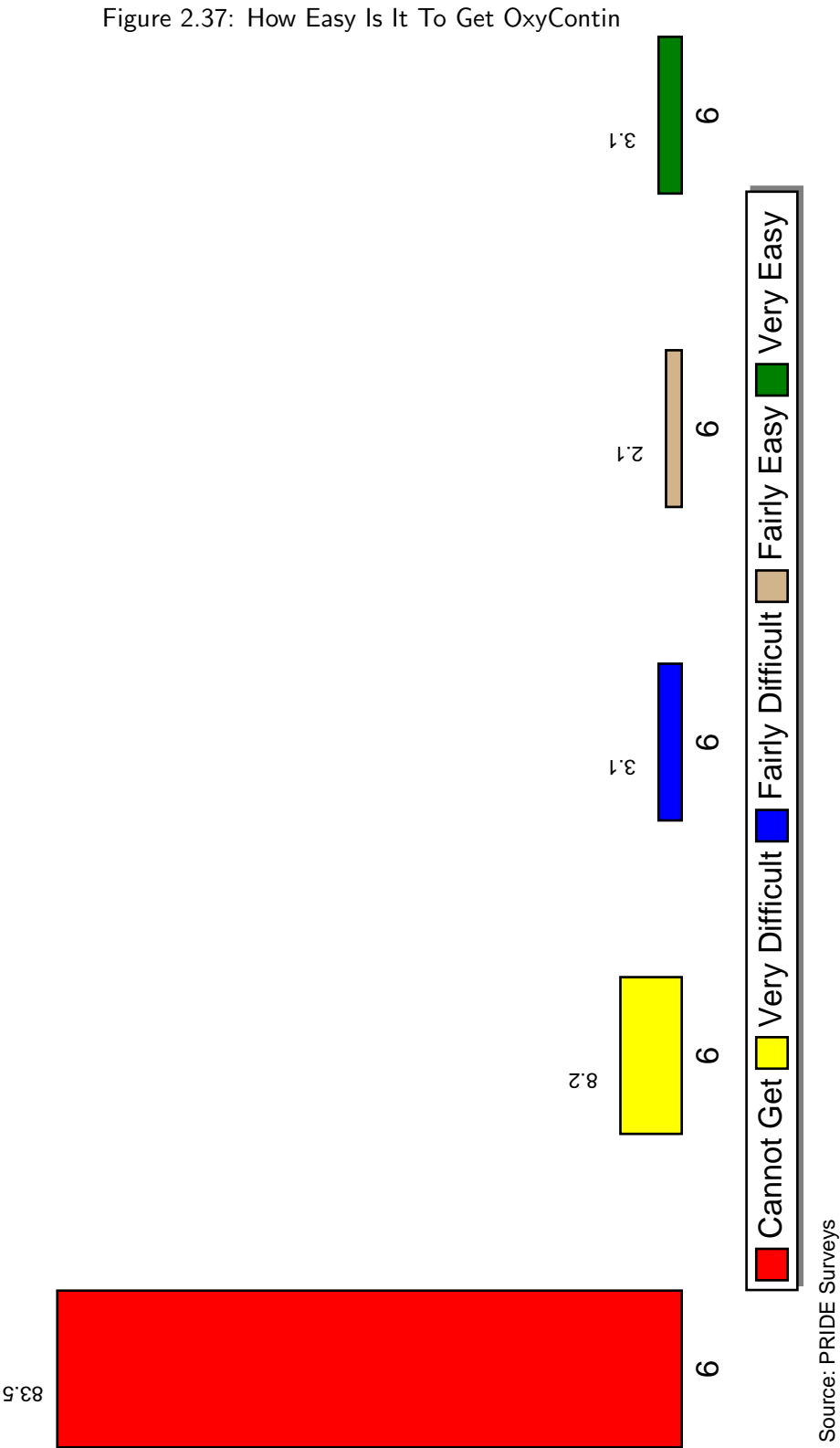


How Easy Is It To Get Ecstasy



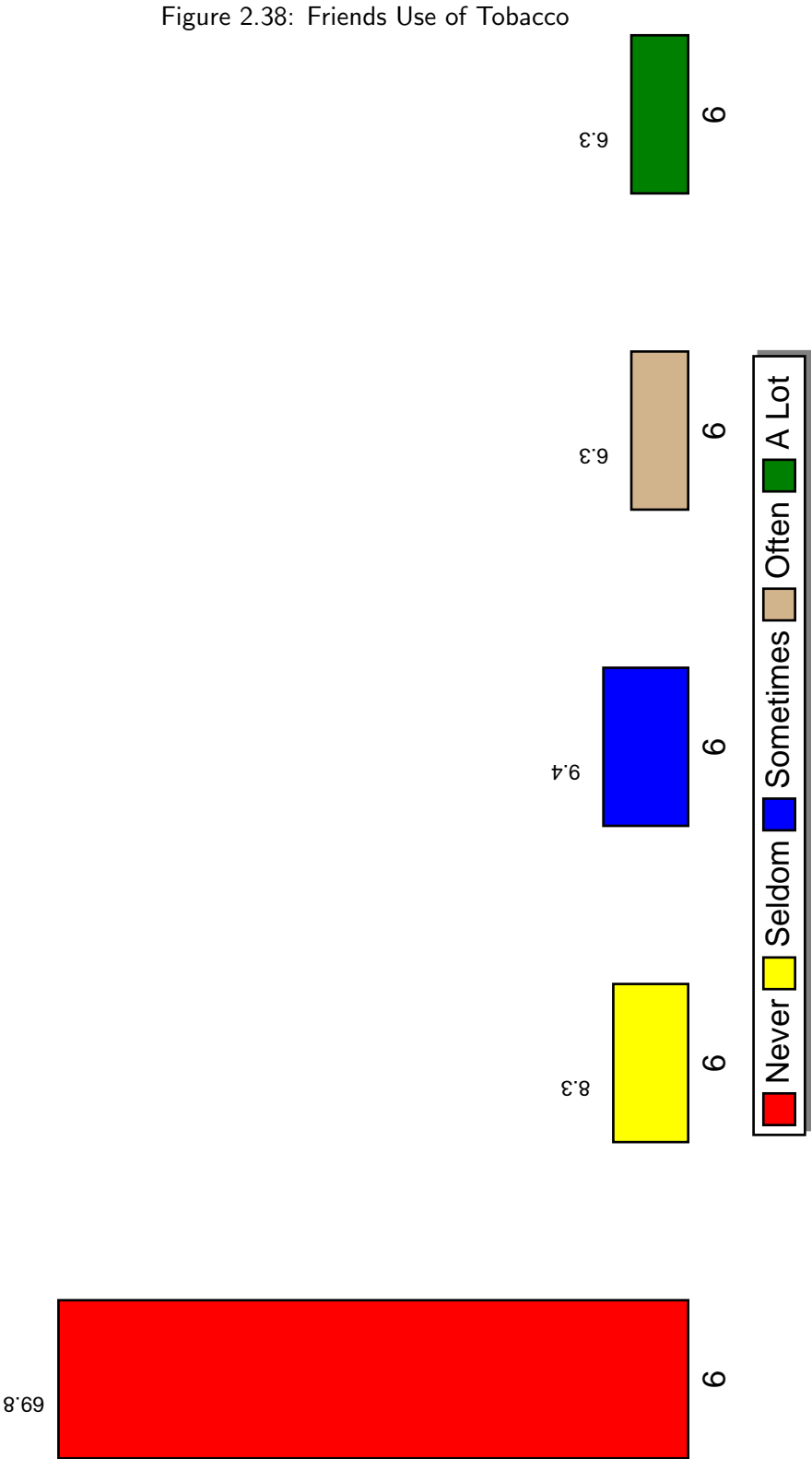
Source: PRIDE Surveys

How Easy Is It To Get OxyContin

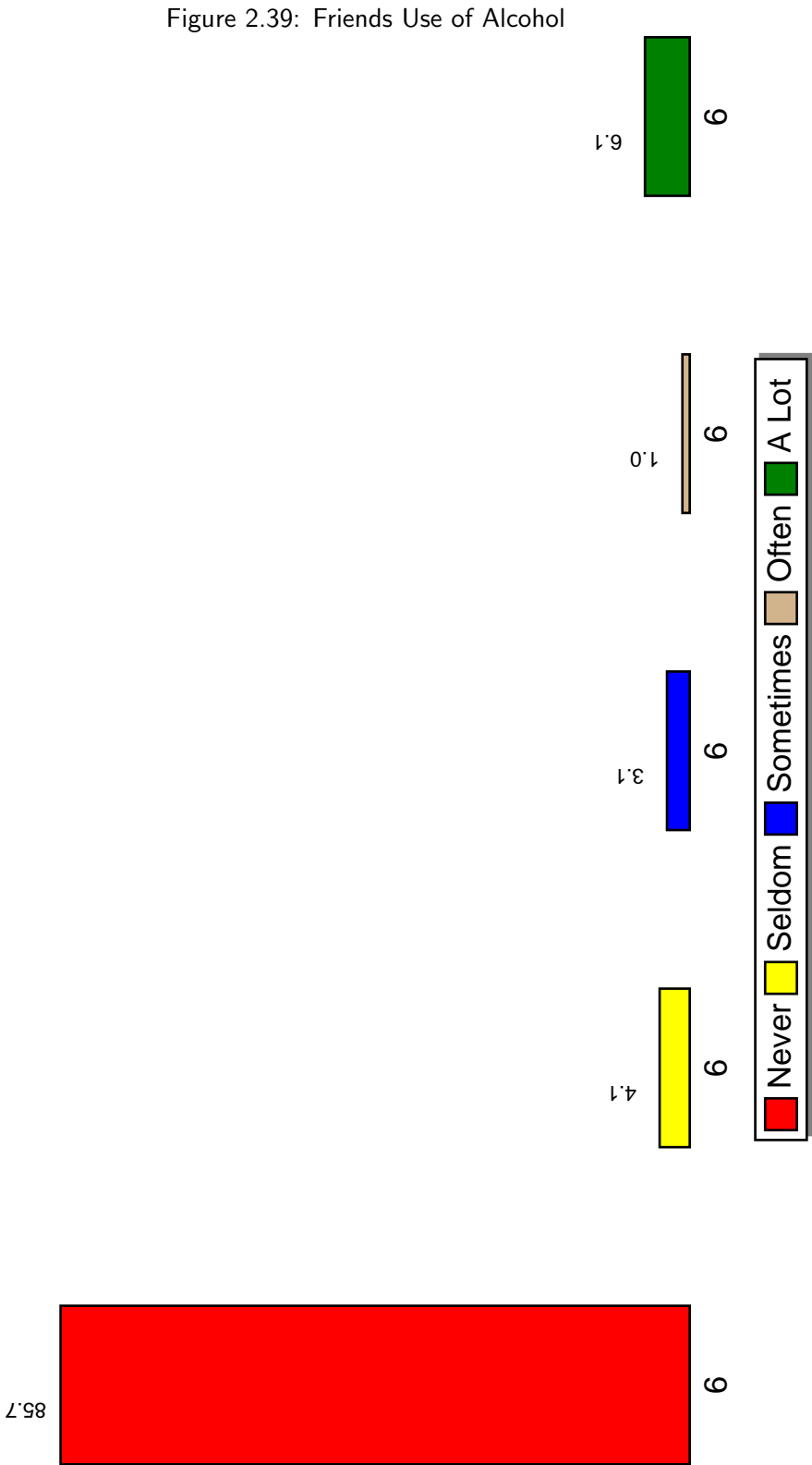


2.6 Friends Use

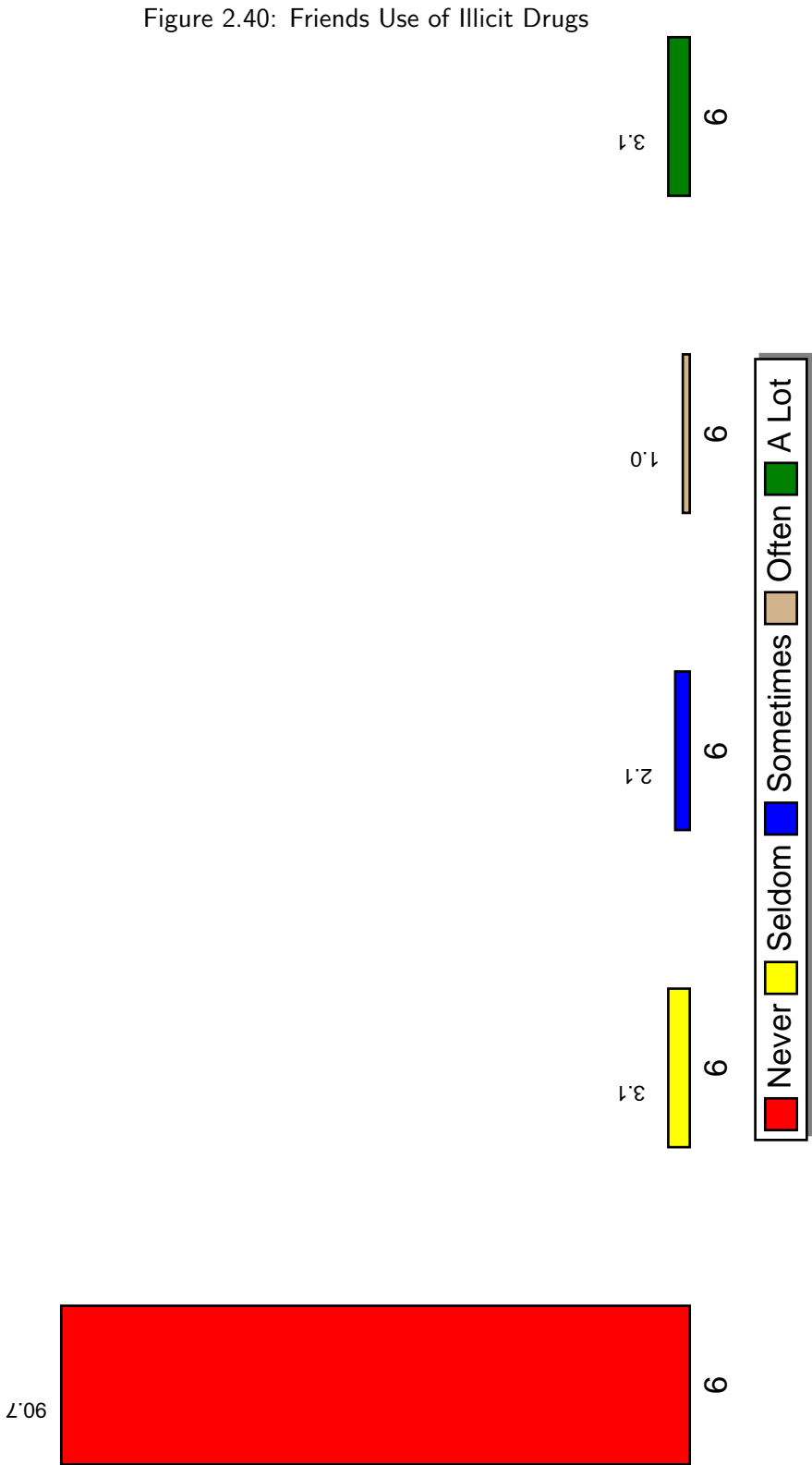
Friends Use of Tobacco



Friends Use of Alcohol



Friends Use of Illicit Drugs



Chapter 3

Summary Statistics

The following graphs and tables summarize some of the *Student Information* questions in regards to drug use. These data are calculated by examining specific subsets of your population. For example, a percentage is calculated for students who report carrying a gun and their liquor use. This percentage is calculated as follows:

$$\frac{\text{Number of those reporting carrying a gun to school and claiming to use liquor}}{\text{Number of those reporting carrying a gun and validly responding to the question *How Often Do You Use Liquor*}}$$

The *Ratio* describes the relationship between the groups examined on each graph. For example, in looking at Guns vs No Guns if the cocaine ratio were 5.3 this would mean the percentage of students who report cocaine use was 5.3 times higher for students who report bringing a gun to school compared to those who don't.

3.1 Guns

Total number of students surveyed = 98

0 students report carrying a gun to school. (0.0% of total responding)

Of the 0 students who report carrying a gun to school,

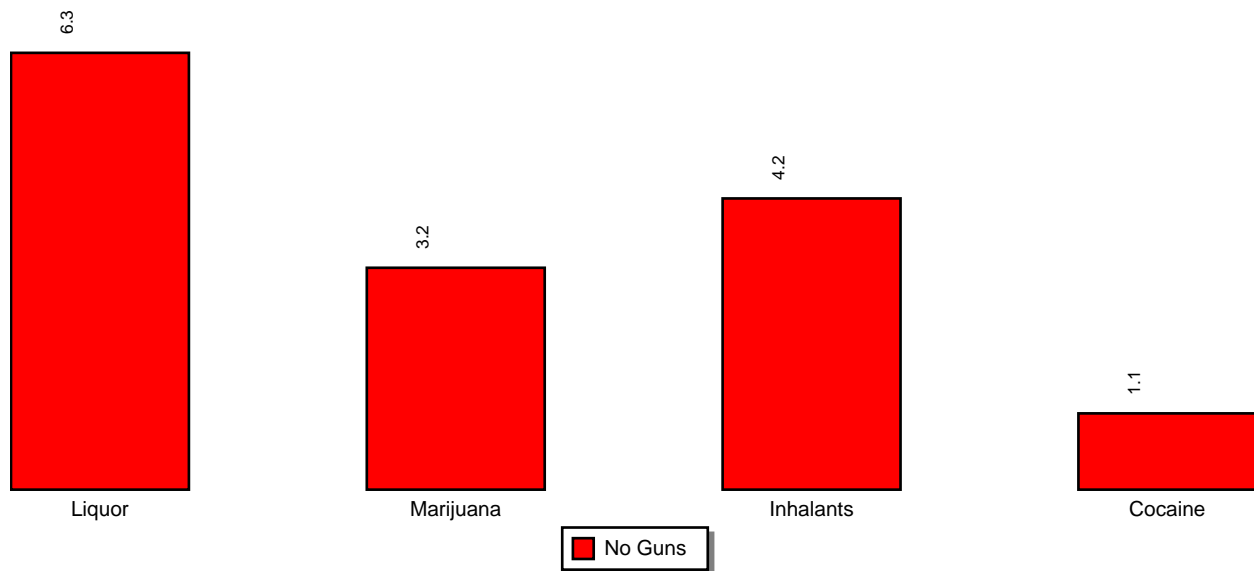
0 report using liquor (0.0%)

0 report using marijuana (0.0%).

0 report using inhalants (0.0%).

0 report using cocaine (0.0%).

Figure 3.1: Drug Use of Students Who Carry Guns vs Students Who Do Not
Drug Use of Students Who Carry Guns vs Students Who Do Not



Source: PRIDE Surveys

Drug	Guns	No Guns	Ratio
Liquor	0.0%	6.3%	0.0
Marijuana	0.0%	3.2%	0.0
Cocaine	0.0%	1.1%	0.0
Inhalants	0.0%	4.2%	0.0
N of Students	0	95	

3.2 Gangs

Total number of students surveyed = 98

7 students report taking part in gang activities, (7.1% of total responding)

Of the 7 students who report taking part in gang activities,

2 report using liquor (28.6%)

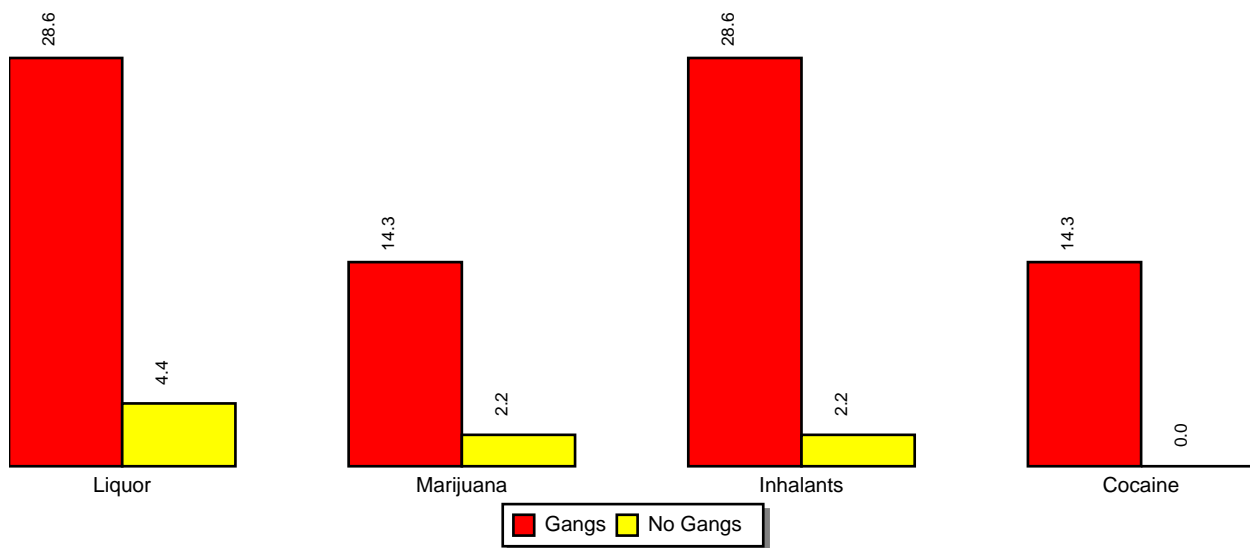
1 report using marijuana (14.3%).

2 report using inhalants (28.6%).

1 report using cocaine (14.3%).

Figure 3.2: Drug Use of Students In Gangs vs Students Not In Gangs

Drug Use of Students In Gangs vs Students Not In Gangs



Source: PRIDE Surveys

Drug	Gangs	No Gangs	Ratio
Liquor	28.6%	4.4%	6.5
Marijuana	14.3%	2.2%	6.5
Cocaine	14.3%	0.0%	0.0
Inhalants	28.6%	2.2%	13.0
N of Students	7	91	

3.3 Suicide

Total number of students surveyed = 98

4 students report thinking *Often* or *A Lot* about committing suicide. (4.1% of total responding)

Of the 4 students thinking *Often* or *A Lot* about committing suicide,

0 report using liquor (0.0%)

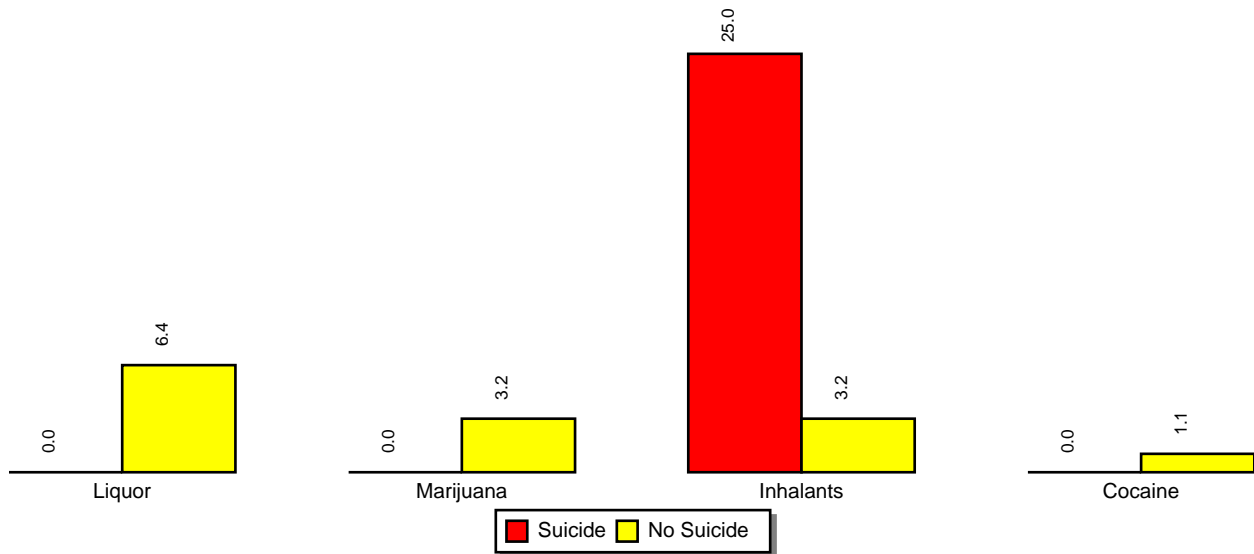
0 report using marijuana (0.0%).

1 report using inhalants (25.0%).

0 report using cocaine (0.0%).

Figure 3.3: Drug Use of Students Who Think of Suicide

Drug Use of Students Who Think of Suicide
Often or a Lot vs Students Who Do Not



Drug	Suicide	No Suicide	Ratio
Liquor	0.0%	6.4%	0.0
Marijuana	0.0%	3.2%	0.0
Cocaine	0.0%	1.1%	0.0
Inhalants	25.0%	3.2%	7.8
N of Students	4	94	

3.4 Threatening Behaviors

Total number of students surveyed = 98

43 students report threatening to harm another student. (45.3% of total responding)

Of the 43 students who report threatening to harm,

0 report carrying a gun to school (0.0%)

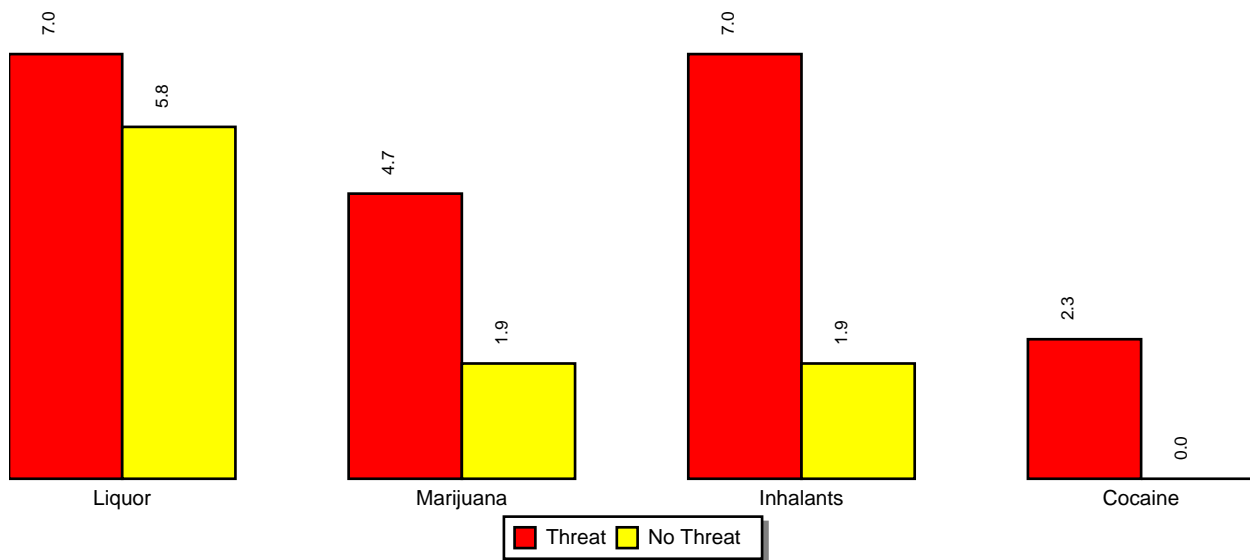
3 report using liquor (7.0%)

2 report using marijuana (4.7%).

3 report using inhalants (7.0%).

1 report using cocaine (2.3%).

Figure 3.4: Drug Use of Students Who Threaten vs Students Who Do Not
Drug Use of Students Who Threaten vs Students Who Do Not



Drug	Threat	No Threat	Ratio
Liquor	7.0%	5.8%	1.2
Marijuana	4.7%	1.9%	2.5
Cocaine	2.3%	0.0%	0.0
Inhalants	7.0%	1.9%	3.7
N of Students	43	52	

3.5 Trouble With The Police

Total number of students surveyed = 98

9 students report getting in trouble with the police. (9.2% of total responding)

Of the 9 students who report getting in trouble with the police,

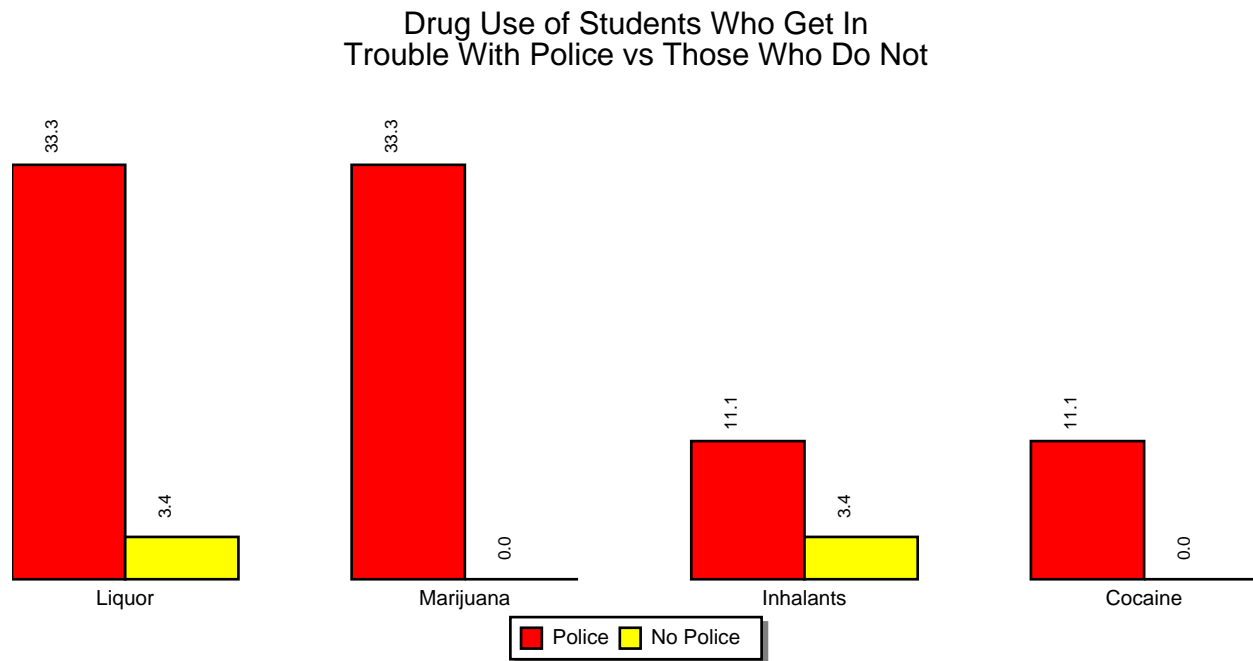
3 report using liquor (33.3%)

3 report using marijuana (33.3%).

1 report using inhalants (11.1%).

1 report using cocaine (11.1%).

Figure 3.5: Drug Use of Students Who Get In Trouble With Police vs Those Who Do Not



Source: PRIDE Surveys

Drug	Police	No Police	Ratio
Liquor	33.3%	3.4%	9.8
Marijuana	33.3%	0.0%	0.0
Cocaine	11.1%	0.0%	0.0
Inhalants	11.1%	3.4%	3.3
N of Students	9	89	

3.6 Personal Safety

Total number of students surveyed = 98

24 students report being afraid another student will hurt them at school. (25.3% of total responding)

Of these 24 students, 0 report carrying a gun to school (0.0%).

33 students report getting hurt at school. (34.7% of total responding)

Of these 33 students, 0 report carrying a gun to school (0.0%).

3.7 Risk and Protective Factors

A *risk factor* is any characteristic which researchers have linked to a higher incidence of drug use. A *protective factor* is any characteristic which has been linked to a lower incidence of drug use. The following analysis of local risk and protective factors does not consider any cause and effect, only a *relationship* between student characteristics and drug use. Community, School, Family and Individual risk and protective factors are grouped accordingly and discussed.

3.7.1 Community - Risk Factors

FACTOR	% AT RISK
Join in community activities (<i>Never/Seldom</i>)	51.5%
Attend church or synagogue (<i>Never/Seldom</i>)	22.7%
Take part in gangs (<i>Seldom/Some/Often/A Lot</i>)	7.1%
Substance Availability (<i>Fairly/Very Easy to get</i>)	
Cigarettes	29.9%
Smokeless Tobacco	21.6%
Cigars	18.6%
Beer	22.1%
Wine Coolers	22.9%
Liquor	11.3%
Marijuana	7.2%
Cocaine	4.1%
Uppers	4.1%
Downers	3.1%
Inhalants	12.4%
Hallucinogens	3.1%
Heroin	1.0%
Steroids	2.1%
Ecstasy	2.1%
OxyContin	5.2%

The above survey results show community risk factors. These factors include *low neighborhood attachment* (never or seldom participate in community activities, church or synagogue); *community disorganization and norms favorable toward drug use* (student participation in gangs); and *availability of alcohol and other drugs* (fairly or very easy to get alcohol and other drugs). Note that a higher risk factor indicates an increased probability of involvement in drug use.

3.7.2 Community - Protective Factors

FACTOR	% PROTECTED
Join in community activities (<i>Often/A Lot</i>)	34.0%
Attend church or synagogue (<i>Often/A Lot</i>)	60.8%
Take part in gangs (<i>Never</i>)	92.9%
Substance Availability (<i>Cannot Get</i>)	
Cigarettes	59.8%
Smokeless Tobacco	72.2%
Cigars	70.1%
Beer	71.6%
Wine Coolers	69.8%
Liquor	77.3%
Marijuana	78.4%
Cocaine	82.5%
Uppers	87.6%
Downers	86.6%
Inhalants	78.4%
Hallucinogens	87.5%
Heroin	85.6%
Steroids	85.6%
Ecstasy	86.6%
OxyContin	83.5%

The above survey results show community protective factors. These factors include *supportive networks and social bonds* (participate in community activities, church or synagogue often or a lot); *community organization and norms favorable to support non-use among youth* (never participate in gangs); and *limited availability of alcohol and other drugs* (cannot get alcohol and other drugs). Note that a higher protective factor indicates a decreased probability of involvement in drug use.

3.7.3 School - Risk Factors

FACTOR	% AT RISK
Make good grades (<i>Never/Seldom</i>)	2.0%
Play on school sports teams (<i>Never/Seldom</i>)	70.4%
Join in school activities (<i>Never/Seldom</i>)	64.3%
Trouble at school (<i>Often/A Lot</i>)	11.2%

The above survey results show school risk factors. These factors include *academic failure* (never or seldom make good grades); *low commitment to school* (never or seldom join in school activities or sports teams); and *early anti-social behavior* (get into trouble at school often or a lot).

3.7.4 School - Protective Factors

FACTOR	% PROTECTED
Make good grades (<i>Often/A Lot</i>)	63.3%
Play on school sports teams (<i>Often/A Lot</i>)	17.3%
Join in school activities (<i>Often/A Lot</i>)	27.6%
Trouble at school (<i>Never/Seldom</i>)	57.1%

The above survey results show school protective factors. These factors include *high academic expectations, goal setting and mastery* (make good grades often or a lot); *active involvement in extracurricular activities sponsored by the school* (join in school activities or sports teams often or a lot); and *pro-social development* (never or seldom get into trouble at school).

3.7.5 Family - Risk Factors

FACTOR	% AT RISK
Parents talk about tobacco (<i>Never/Seldom</i>)	25.5%
Parents talk about alcohol (<i>Never/Seldom</i>)	20.4%
Parents talk about drugs (<i>Never/Seldom</i>)	18.8%
Parents set clear rules (<i>Never/Seldom</i>)	5.1%
Parents enforce rules (<i>Never/Seldom</i>)	10.2%

The above survey results show family risk factors. These factors include *weak parental attitudes towards use* (parents never or seldom talk to their children about the harmful effects of using drugs); and *family management problems* (parents never or seldom set clear rules and never or seldom enforce those rules).

3.7.6 Family - Protective Factors

FACTOR	% PROTECTED
Parents talk about tobacco (<i>Often/A Lot</i>)	42.9%
Parents talk about alcohol (<i>Often/A Lot</i>)	50.0%
Parents talk about drugs (<i>Often/A Lot</i>)	56.3%
Parents set clear rules (<i>Often/A Lot</i>)	82.7%
Parents enforce rules (<i>Often/A Lot</i>)	73.5%

The above survey results show family protective factors. These factors include *strong parental attitudes against adolescent drug use* (parents talk to their children about the harmful effects of using drugs often or a lot); *parents' clear expectations of their children* (parents set clear rules often or a lot); and *discipline* (parents punish their children often or a lot when they break the rules).

3.7.7 Individual - Risk Factors

FACTOR	% AT RISK
Threaten students (<i>One or more times</i>)	45.3%
Trouble with police (<i>Seldom/Sometimes/Often/A Lot</i>)	9.2%
Think about suicide (<i>Often/A Lot</i>)	4.1%
Harmful to health (<i>No/Some Harm</i>)	
Cigarettes	13.3%
Smokeless Tobacco	16.3%
Cigars	17.3%
Beer	21.4%
Wine Coolers	32.7%
Liquor	11.2%
Marijuana	2.0%
Cocaine	0.0%
Uppers	2.0%
Downers	10.2%
Inhalants	13.4%
Hallucinogens	7.2%
Heroin	0.0%
Steroids	9.2%
Ecstasy	4.2%
OxyContin	12.4%

The above survey results show individual risk factors. These include *anti-social behavior in early adolescence and rebelliousness* (threaten to harm others and get in trouble with the police); *alienation* (think about suicide often or a lot); and *favorable attitudes towards drug use* (feel drugs are not harmful, sometimes harmful).

3.7.8 Individual - Protective Factors

FACTOR	% PROTECTED
Threaten students (<i>Never</i>)	54.7%
Trouble with police (<i>Never</i>)	90.8%
Think about suicide (<i>Never/Seldom</i>)	88.8%
Harmful to health (<i>Very Much</i>)	
Cigarettes	45.9%
Smokeless Tobacco	48.0%
Cigars	38.8%
Beer	49.0%
Wine Coolers	38.8%
Liquor	61.2%
Marijuana	77.6%
Cocaine	86.7%
Uppers	81.6%
Downers	66.3%
Inhalants	52.6%
Hallucinogens	71.1%
Heroin	75.5%
Steroids	60.2%
Ecstasy	76.0%
OxyContin	74.2%

The above survey results show individual protective factors. These include *respect for authority* (never threaten to harm students or teachers and never get into trouble with the police); *feeling of belonging*, *higher respect for self* (think about suicide never or seldom); and *unfavorable attitudes towards drug use* (feel drugs are very much harmful).

Chapter 4

Drug-Free Communities Support Program

The following tables contain data that is requested by the Office of Juvenile Justice and Drug Prevention on the Drug-Free Communities Support Program form and by other federal agencies. Some of the wording of questions asked by the OJJDP differ somewhat from those asked by the **PRIDE Surveys Questionnaire**. The following is a list of the OJJDP requested statistics and their **PRIDE Surveys** equivalent. The **PRIDE Surveys Questionnaire** can be used to reliably measure and monitor change in all of these areas. The drug categories measured are tobacco, alcohol and marijuana. A *Combined* drug category has been created for all of these areas except for *Age of Onset*.

30-Day Use The question *How often do you use* is used to measure this statistic by reporting the percentage of students who report using *Once a Month* or more often.

Perception of Risk The question *Do you feel the following drugs are harmful to your health* is used to measure this statistic by reporting the percentage of students who report that using the drug is *Harmful* or *Very Harmful* to their health.

Perception of Disapproval The question *Would your parents disapprove of you...* and *Would your friends disapprove of you...* are used to measure this statistic by reporting the percentage of students who report that parents/friends would *Disapprove* or *Strongly Disapprove* of using tobacco, alcohol and marijuana.

Age of Onset The question *At what age did you first use...* is used to measure this statistic. The possible responses to this question range from *8 or Under* to *17 or Older*. The table shows the age range that represents the average category score for this question of those students who answered the question with a response other than *Never Used*.

Availability The question *How easy is it to get...* is used to measure this statistic by reporting the percentage of students who report that the drug is *Fairly Easy* or *Very Easy* to get.

Friends Use The question *Do your friends use...* is used to measure this statistic by reporting the percentage of students who report that their friends *Never* use tobacco or illicit drugs and *Never* or *Seldom* use alcohol.

4.1 Monthly Use

Table 4.1: Monthly Use of Alcohol

Grade Level	N of Valid	N of Miss	Percent of Use
6th	98	0	4.1
Jr Hi	98	0	4.1
Total	98	0	4.1

Table 4.2: Monthly Use of Tobacco

Grade Level	N of Valid	N of Miss	Percent of Use
6th	98	0	12.2
Jr Hi	98	0	12.2
Total	98	0	12.2

Table 4.3: Monthly Use of Marijuana

Grade Level	N of Valid	N of Miss	Percent of Use
6th	98	0	1.0
Jr Hi	98	0	1.0
Total	98	0	1.0

4.2 Perception of Risk

Table 4.4: Perception of Risk of Alcohol

Grade Level	N of Valid	N of Miss	Harmful or Very Harmful
6th	98	0	90.8
Jr Hi	98	0	90.8
Total	98	0	90.8

Table 4.5: Perception of Risk of Tobacco

Grade Level	N of Valid	N of Miss	Harmful or Very Harmful
6th	98	0	93.9
Jr Hi	98	0	93.9
Total	98	0	93.9

Table 4.6: Perception of Risk of Marijuana

Grade Level	N of Valid	N of Miss	Harmful or Very Harmful
6th	98	0	98.0
Jr Hi	98	0	98.0
Total	98	0	98.0

4.3 Perception of Disapproval

Table 4.7: Perception of Parents Disapproval of Tobacco

Grade Level	N of Valid	N of Miss	Disapprove or Strongly Disapprove
6th	96	2	88.5
Jr Hi	96	2	88.5
Total	96	2	88.5

Table 4.8: Perception of Parents Disapproval of Alcohol

Grade Level	N of Valid	N of Miss	Disapprove or Strongly Disapprove
6th	95	3	92.6
Jr Hi	95	3	92.6
Total	95	3	92.6

Table 4.9: Perception of Parents Disapproval of Marijuana

Grade Level	N of Valid	N of Miss	Disapprove or Strongly Disapprove
6th	95	3	92.6
Jr Hi	95	3	92.6
Total	95	3	92.6

Table 4.10: Perception of Friends Disapproval of Tobacco

Grade Level	N of Valid	N of Miss	Disapprove or Strongly Disapprove
6th	96	2	66.7
Jr Hi	96	2	66.7
Total	96	2	66.7

Table 4.11: Perception of Friends Disapproval of Alcohol

Grade Level	N of Valid	N of Miss	Disapprove or Strongly Disapprove
6th	96	2	75.0
Jr Hi	96	2	75.0
Total	96	2	75.0

Table 4.12: Perception of Friends Disapproval of Marijuana

Grade Level	N of Valid	N of Miss	Disapprove or Strongly Disapprove
6th	96	2	78.1
Jr Hi	96	2	78.1
Total	96	2	78.1

4.4 Age of First Use

Table 4.13: When did you first use any alcohol?

Grade Level	N of Valid	N of Miss	Avg Cat Score	Rounded Cat Score	Avg Age Cat
6th	98	0	3.938	4	10
Jr Hi	98	0	3.938	4	10
Total	98	0	3.938	4	10

Table 4.14: When did you first use any tobacco?

Grade Level	N of Valid	N of Miss	Avg Cat Score	Rounded Cat Score	Avg Age Cat
6th	98	0	3.857	4	10
Jr Hi	98	0	3.857	4	10
Total	98	0	3.857	4	10

Table 4.15: When did you first use marijuana?

Grade Level	N of Valid	N of Miss	Avg Cat Score	Rounded Cat Score	Avg Age Cat
6th	98	0	3.600	4	10
Jr Hi	98	0	3.600	4	10
Total	98	0	3.600	4	10

4.5 Availability

Table 4.16: Availability of Alcohol

Grade Level	N of Valid	N of Miss	Fairly Easy or Very Easy to Get

Table 4.17: Availability of Tobacco

Grade Level	N of Valid	N of Miss	Fairly Easy or Very Easy to Get

Table 4.18: Availability of Marijuana

Grade Level	N of Valid	N of Miss	Fairly Easy or Very Easy to Get
6th	97	1	7.2
Jr Hi	97	1	7.2
Total	97	1	7.2

Table 4.19: Outcomes Measures by Grade

Outcomes	Substance	Grade 6		Grade 7		Grade 8		Grade 9		Grade 10		Grade 11		Grade 12		Combined Grades	
		%	n	%	n	%	n	%	n	%	n	%	n	%	n	%	n
30-Day Use	Alcohol	4.1	98													4.1	98
	Tobacco	12.2	98													12.2	98
	Marijuana	1.0	98													1.0	98
	Combined	14.3	98													14.3	98
Perception of Risk	Alcohol	90.8	98													90.8	98
	Tobacco	93.9	98													93.9	98
	Marijuana	98.0	98													98.0	98
	Combined	100.0	98													100.0	98
Perception of Parental Disapproval	Alcohol	92.6	95													92.6	95
	Tobacco	88.5	96													88.5	96
	Marijuana	92.6	95													92.6	95
	Combined	93.8	96													93.8	96
Age of Onset	Alcohol	10	98													10	98
	Tobacco	10	98													10	98
	Marijuana	10	98													10	98
Perception of Peer Disapproval	Alcohol	75.0	96													75.0	96
	Tobacco	66.7	96													66.7	96
	Marijuana	78.1	96													78.1	96
	Combined	81.2	96													81.2	96
Availability	Alcohol	28.9	97													28.9	97
	Tobacco	35.1	97													35.1	97
	Marijuana	7.2	97													7.2	97
	Combined	43.3	97													43.3	97
Perception of Peer Use	Alcohol	89.8	98													89.8	98
	Tobacco	69.8	96													69.8	96
	Illicit	90.7	97													90.7	97
	Combined	92.9	98													92.9	98

Table 4.20: Outcomes Measures by Gender

Outcomes	Substance	Male		Female		Combined Genders	
		%	n	%	n	%	n
30-Day Use	Alcohol	4.1	49	4.3	47	4.2	96
	Tobacco	16.3	49	6.4	47	11.5	96
	Marijuana	2.0	49	0.0	47	1.0	96
	Combined	16.3	49	10.6	47	13.5	96
Perception of Risk	Alcohol	87.8	49	93.6	47	90.6	96
	Tobacco	87.8	49	100.0	47	93.8	96
	Marijuana	95.9	49	100.0	47	97.9	96
	Combined	100.0	49	100.0	47	100.0	96
Perception of Parental Disapproval	Alcohol	93.8	48	91.1	45	92.5	93
	Tobacco	87.5	48	89.1	46	88.3	94
	Marijuana	93.8	48	91.1	45	92.5	93
	Combined	93.8	48	93.5	46	93.6	94
Age of Onset	Alcohol	10	49	10	47	10	96
	Tobacco	10	49	10	47	10	96
	Marijuana	10	49	8 or Under	47	10	96
Perception of Peer Disapproval	Alcohol	75.0	48	76.1	46	75.5	94
	Tobacco	64.6	48	71.7	46	68.1	94
	Marijuana	79.2	48	78.3	46	78.7	94
	Combined	81.2	48	82.6	46	81.9	94
Availability	Alcohol	27.1	48	27.7	47	27.4	95
	Tobacco	33.3	48	34.0	47	33.7	95
	Marijuana	2.1	48	12.8	47	7.4	95
	Combined	41.7	48	42.6	47	42.1	95
Perception of Peer Use	Alcohol	87.8	49	91.5	47	89.6	96
	Tobacco	64.6	48	76.1	46	70.2	94
	Illicit	91.8	49	89.1	46	90.5	95
	Combined	91.8	49	93.6	47	92.7	96

Table 4.21: Outcomes Measures by Race

Outcomes	Substance	Caucasian-American		African-American		Hispanic		Asian-American		Native American		Other		Combined Races	
		%	n	%	n	%	n	%	n	%	n	%	n	%	n
30-Day Use	Alcohol	4.4	91	0.0	1	0.0	5			0.0	1			4.1	98
	Tobacco	13.2	91	0.0	1	0.0	5			0.0	1			12.2	98
	Marijuana	1.1	91	0.0	1	0.0	5			0.0	1			1.0	98
	Combined	15.4	91	0.0	1	0.0	5			0.0	1			14.3	98
Perception of Risk	Alcohol	90.1	91	100.0	1	100.0	5			100.0	1			90.8	98
	Tobacco	95.6	91	100.0	1	80.0	5			0.0	1			93.9	98
	Marijuana	97.8	91	100.0	1	100.0	5			100.0	1			98.0	98
	Combined	100.0	91	100.0	1	100.0	5			100.0	1			100.0	98
Perception of Parental Disapproval	Alcohol	92.0	88	100.0	1	100.0	5			100.0	1			92.6	95
	Tobacco	87.6	89	100.0	1	100.0	5			100.0	1			88.5	96
	Marijuana	92.0	88	100.0	1	100.0	5			100.0	1			92.6	95
	Combined	93.3	89	100.0	1	100.0	5			100.0	1			93.8	96
Age of Onset	Alcohol	10	91			10	5							10	98
	Tobacco	10	91			12	5							10	98
	Marijuana	10	91											10	98
Perception of Peer Disapproval	Alcohol	73.0	89	100.0	1	100.0	5			100.0	1			75.0	96
	Tobacco	65.2	89	100.0	1	80.0	5			100.0	1			66.7	96
	Marijuana	77.5	89	100.0	1	80.0	5			100.0	1			78.1	96
	Combined	79.8	89	100.0	1	100.0	5			100.0	1			81.2	96
Availability	Alcohol	30.0	90	0.0	1	20.0	5			0.0	1			28.9	97
	Tobacco	36.7	90	0.0	1	20.0	5			0.0	1			35.1	97
	Marijuana	6.7	90	0.0	1	20.0	5			0.0	1			7.2	97
	Combined	44.4	90	0.0	1	40.0	5			0.0	1			43.3	97
Perception of Peer Use	Alcohol	89.0	91	100.0	1	100.0	5			100.0	1			89.8	98
	Tobacco	67.8	90			100.0	5			100.0	1			69.8	96
	Illicit	90.0	90	100.0	1	100.0	5			100.0	1			90.7	97
	Combined	92.3	91	100.0	1	100.0	5			100.0	1			92.9	98

Chapter 5

Percentage Tables

This chapter contains your school survey results in tabular form. Each table corresponds to an item on the questionnaire. The tables contain percentage data by grade level, *Junior High* (grades 6 through 8), *Senior High* (grades 9 through 12), and *Total*. The *N of Valid* column contains the number of students responding to the item and the *N of Missing* column contains the number of students not responding to the item. The remaining columns contain the percentages of students responding to the particular response categories.

The percentage tables of the report appear in the same order as corresponding questions on the questionnaire. The Table of Contents contains the percentage tables by section and gives the page number where each section is located. The List of Tables contains the location of each individual table.

The last section of tables presents the frequency of drug use *How Often Do You Use* data with the categories *collapsed* as follows:

- Daily Use – Every Day
- Weekly Use – Once/Week + 3 Times/Week + Every Day
- Monthly Use – Once/Month + Twice/Month + Once/Week + 3 Times/Week + Every Day
- Annual Use – Once/Year + 6 Times/Year + Once/Month + Twice/Month + Once/Week + 3 Times/Week + Every Day

Three additional drug use categories have been created for the question *How Often Do You Use* by combining the existing data. A *Tobacco Use* category was created by looking at the responses on each questionnaire on the tobacco categories and taking the highest value as the value for *Tobacco Use*. The *Alcohol Use* category was created by looking at the responses on each questionnaire on the alcohol categories. The category of *Illicit Drug Use* was created in the same way by looking at the illicit drug categories. Therefore, the *Tobacco Use* category represents any tobacco use regardless of the type of tobacco, the *Alcohol Use* category represents any alcohol use regardless of the type of alcohol and the *Illicit Drug Use* category represents any illicit drug use regardless of the type of drug.

5.1 Personal & Family Information

Table 5.1: Ethnic Origin

Grade Level	N of Valid	N of Miss	White	African American	Hispanic Latino	Asian PacIsIndr	Native American	Mixed Origin	Other
6th	98	0	92.9	1.0	5.1	0.0	1.0	0.0	0.0
Jr Hi	98	0	92.9	1.0	5.1	0.0	1.0	0.0	0.0
Total	98	0	92.9	1.0	5.1	0.0	1.0	0.0	0.0

Table 5.2: Sex

Grade Level	N of Valid	N of Miss	Male	Female
6th	96	2	51.0	49.0
Jr Hi	96	2	51.0	49.0
Total	96	2	51.0	49.0

Table 5.3: Age

Grade Level	N of Valid	N of Miss	-10	11	12	13	14	15	16	17	18	19+
6th	98	0	0.0	21.4	58.2	16.3	3.1	1.0	0.0	0.0	0.0	0.0
Jr Hi	98	0	0.0	21.4	58.2	16.3	3.1	1.0	0.0	0.0	0.0	0.0
Total	98	0	0.0	21.4	58.2	16.3	3.1	1.0	0.0	0.0	0.0	0.0

Table 5.4: Do you live with:

Grade Level	N of Valid	N of Miss	Both Parents	Mother Only	Father Only	Mother & Stepfather	Father & Stepmother	Other
6th	95	3	46.3	14.7	1.1	23.2	4.2	10.5
Jr Hi	95	3	46.3	14.7	1.1	23.2	4.2	10.5
Total	95	3	46.3	14.7	1.1	23.2	4.2	10.5

Table 5.5: Do you have a job?

Grade Level	N of Valid	N of Miss	Yes, Full-time	Yes, Part-time	No
6th	97	1	1.0	11.3	87.6
Jr Hi	97	1	1.0	11.3	87.6
Total	97	1	1.0	11.3	87.6

Table 5.6: Does your father have a job?

Grade Level	N of Valid	N of Miss	Yes, Full-time	Yes, Part-time	No
6th	87	11	73.6	13.8	12.6
Jr Hi	87	11	73.6	13.8	12.6
Total	87	11	73.6	13.8	12.6

Table 5.7: Does your mother have a job?

Grade Level	N of Valid	N of Miss	Yes, Full-time	Yes, Part-time	No
6th	91	7	48.4	23.1	28.6
Jr Hi	91	7	48.4	23.1	28.6
Total	91	7	48.4	23.1	28.6

Table 5.8: What is the educational level of your father?

Grade Level	N of Valid	N of Miss	Some High School	High School Graduate	Some College	College Graduate
6th	89	9	33.7	30.3	10.1	25.8
Jr Hi	89	9	33.7	30.3	10.1	25.8
Total	89	9	33.7	30.3	10.1	25.8

Table 5.9: What is the educational level of your mother?

Grade Level	N of Valid	N of Miss	Some High School	High School Graduate	Some College	College Graduate
6th	92	6	28.3	19.6	17.4	34.8
Jr Hi	92	6	28.3	19.6	17.4	34.8
Total	92	6	28.3	19.6	17.4	34.8

5.2 Student Characteristics

Table 5.10: Do you make good grades?

Grade Level	N of Valid	N of Miss	Never	Seldom	Sometimes	Often	A Lot
6th	98	0	1.0	1.0	34.7	28.6	34.7
Jr Hi	98	0	1.0	1.0	34.7	28.6	34.7
Total	98	0	1.0	1.0	34.7	28.6	34.7

Table 5.11: Do you get into trouble at school?

Grade Level	N of Valid	N of Miss	Never	Seldom	Sometimes	Often	A Lot
6th	98	0	20.4	36.7	31.6	6.1	5.1
Jr Hi	98	0	20.4	36.7	31.6	6.1	5.1
Total	98	0	20.4	36.7	31.6	6.1	5.1

Table 5.12: Do you take part in school sports teams?

Grade Level	N of Valid	N of Miss	Never	Seldom	Sometimes	Often	A Lot
6th	98	0	68.4	2.0	12.2	5.1	12.2
Jr Hi	98	0	68.4	2.0	12.2	5.1	12.2
Total	98	0	68.4	2.0	12.2	5.1	12.2

Table 5.13: Do you take part in school activities such as band, clubs, etc?

Grade Level	N of Valid	N of Miss	Never	Seldom	Sometimes	Often	A Lot
6th	98	0	52.0	12.2	8.2	6.1	21.4
Jr Hi	98	0	52.0	12.2	8.2	6.1	21.4
Total	98	0	52.0	12.2	8.2	6.1	21.4

Table 5.14: Do you take part in community activities such as scouts, rec. teams, youth clubs, etc?

Grade Level	N of Valid	N of Miss	Never	Seldom	Sometimes	Often	A Lot
6th	97	1	42.3	9.3	14.4	10.3	23.7
Jr Hi	97	1	42.3	9.3	14.4	10.3	23.7
Total	97	1	42.3	9.3	14.4	10.3	23.7

Table 5.15: Do you attend church, synagogue, etc.?

Grade Level	N of Valid	N of Miss	Never	Seldom	Sometimes	Often	A Lot
6th	97	1	12.4	10.3	16.5	15.5	45.4
Jr Hi	97	1	12.4	10.3	16.5	15.5	45.4
Total	97	1	12.4	10.3	16.5	15.5	45.4

Table 5.16: Have you threatened to harm a teacher?

Grade Level	N of Valid	N of Miss	Never	Seldom	Sometimes	Often	A Lot
6th	96	2	97.9	1.0	0.0	0.0	1.0
Jr Hi	96	2	97.9	1.0	0.0	0.0	1.0
Total	96	2	97.9	1.0	0.0	0.0	1.0

Table 5.17: Have you threatened to harm one or both of your parents, guardians, etc.?

Grade Level	N of Valid	N of Miss	Never	Seldom	Sometimes	Often	A Lot
6th	98	0	95.9	2.0	1.0	1.0	0.0
Jr Hi	98	0	95.9	2.0	1.0	1.0	0.0
Total	98	0	95.9	2.0	1.0	1.0	0.0

Table 5.18: Do your parents talk with you about the problems of tobacco use?

Grade Level	N of Valid	N of Miss	Never	Seldom	Sometimes	Often	A Lot
6th	98	0	12.2	13.3	31.6	14.3	28.6
Jr Hi	98	0	12.2	13.3	31.6	14.3	28.6
Total	98	0	12.2	13.3	31.6	14.3	28.6

Table 5.19: Do your parents talk with you about the problems of alcohol use?

Grade Level	N of Valid	N of Miss	Never	Seldom	Sometimes	Often	A Lot
6th	98	0	9.2	11.2	29.6	15.3	34.7
Jr Hi	98	0	9.2	11.2	29.6	15.3	34.7
Total	98	0	9.2	11.2	29.6	15.3	34.7

Table 5.20: Do your parents talk with you about the problems of drug use?

Grade Level	N of Valid	N of Miss	Never	Seldom	Sometimes	Often	A Lot
6th	96	2	6.3	12.5	25.0	24.0	32.3
Jr Hi	96	2	6.3	12.5	25.0	24.0	32.3
Total	96	2	6.3	12.5	25.0	24.0	32.3

Table 5.21: Do your teachers talk with you about the problems of alcohol use?

Grade Level	N of Valid	N of Miss	Never	Seldom	Sometimes	Often	A Lot
6th	98	0	4.1	9.2	36.7	27.6	22.4
Jr Hi	98	0	4.1	9.2	36.7	27.6	22.4
Total	98	0	4.1	9.2	36.7	27.6	22.4

Table 5.22: Do your teachers talk with you about the problems of drug use?

Grade Level	N of Valid	N of Miss	Never	Seldom	Sometimes	Often	A Lot
6th	98	0	4.1	9.2	35.7	28.6	22.4
Jr Hi	98	0	4.1	9.2	35.7	28.6	22.4
Total	98	0	4.1	9.2	35.7	28.6	22.4

Table 5.23: Does your school set clear rules on bringing a gun to school?

Grade Level	N of Valid	N of Miss	Never	Seldom	Sometimes	Often	A Lot
6th	98	0	0.0	4.1	2.0	3.1	90.8
Jr Hi	98	0	0.0	4.1	2.0	3.1	90.8
Total	98	0	0.0	4.1	2.0	3.1	90.8

Table 5.24: Does your school set clear rules on using drugs at school?

Grade Level	N of Valid	N of Miss	Never	Seldom	Sometimes	Often	A Lot
6th	98	0	0.0	3.1	4.1	8.2	84.7
Jr Hi	98	0	0.0	3.1	4.1	8.2	84.7
Total	98	0	0.0	3.1	4.1	8.2	84.7

Table 5.25: Does your school set clear rules on bullying or threatening other students at school?

Grade Level	N of Valid	N of Miss	Never	Seldom	Sometimes	Often	A Lot
6th	98	0	2.0	7.1	14.3	21.4	55.1
Jr Hi	98	0	2.0	7.1	14.3	21.4	55.1
Total	98	0	2.0	7.1	14.3	21.4	55.1

Table 5.26: Does your school punish you when you break the rules?

Grade Level	N of Valid	N of Miss	Never	Seldom	Sometimes	Often	A Lot
6th	98	0	0.0	1.0	10.2	23.5	65.3
Jr Hi	98	0	0.0	1.0	10.2	23.5	65.3
Total	98	0	0.0	1.0	10.2	23.5	65.3

Table 5.27: Do your parents set clear rules for you?

Grade Level	N of Valid	N of Miss	Never	Seldom	Sometimes	Often	A Lot
6th	98	0	2.0	3.1	12.2	17.3	65.3
Jr Hi	98	0	2.0	3.1	12.2	17.3	65.3
Total	98	0	2.0	3.1	12.2	17.3	65.3

Table 5.28: Do your parents punish you when you break the rules?

Grade Level	N of Valid	N of Miss	Never	Seldom	Sometimes	Often	A Lot
6th	98	0	4.1	6.1	16.3	27.6	45.9
Jr Hi	98	0	4.1	6.1	16.3	27.6	45.9
Total	98	0	4.1	6.1	16.3	27.6	45.9

Table 5.29: Have you been in trouble with the police?

Grade Level	N of Valid	N of Miss	Never	Seldom	Sometimes	Often	A Lot
6th	98	0	90.8	2.0	5.1	1.0	1.0
Jr Hi	98	0	90.8	2.0	5.1	1.0	1.0
Total	98	0	90.8	2.0	5.1	1.0	1.0

Table 5.30: Do you take part in gang activities?

Grade Level	N of Valid	N of Miss	Never	Seldom	Sometimes	Often	A Lot
6th	98	0	92.9	3.1	2.0	0.0	2.0
Jr Hi	98	0	92.9	3.1	2.0	0.0	2.0
Total	98	0	92.9	3.1	2.0	0.0	2.0

Table 5.31: Have you thought about committing suicide?

Grade Level	N of Valid	N of Miss	Never	Seldom	Sometimes	Often	A Lot
6th	98	0	82.7	6.1	7.1	3.1	1.0
Jr Hi	98	0	82.7	6.1	7.1	3.1	1.0
Total	98	0	82.7	6.1	7.1	3.1	1.0

Table 5.32: While NOT at school have you carried a gun for protection or as a weapon?

Grade Level	N of Valid	N of Miss	Never	Seldom	Sometimes	Often	A Lot
6th	98	0	91.8	3.1	2.0	2.0	1.0
Jr Hi	98	0	91.8	3.1	2.0	2.0	1.0
Total	98	0	91.8	3.1	2.0	2.0	1.0

Table 5.33: Have you received treatment or counseling for alcohol and/or drug use?

Grade Level	N of Valid	N of Miss	Never	Seldom	Sometimes	Often	A Lot
6th	98	0	92.9	3.1	0.0	1.0	3.1
Jr Hi	98	0	92.9	3.1	0.0	1.0	3.1
Total	98	0	92.9	3.1	0.0	1.0	3.1

Table 5.34: Have you been caught using alcohol?

Grade Level	N of Valid	N of Miss	Never	Seldom	Sometimes	Often	A Lot
6th	96	2	95.8	3.1	0.0	0.0	1.0
Jr Hi	96	2	95.8	3.1	0.0	0.0	1.0
Total	96	2	95.8	3.1	0.0	0.0	1.0

Table 5.35: Have you been caught using drugs?

Grade Level	N of Valid	N of Miss	Never	Seldom	Sometimes	Often	A Lot
6th	97	1	96.9	1.0	1.0	0.0	1.0
Jr Hi	97	1	96.9	1.0	1.0	0.0	1.0
Total	97	1	96.9	1.0	1.0	0.0	1.0

Table 5.36: Do you have an adult, other than your parent or guardian, that you talk to about problems?

Grade Level	N of Valid	N of Miss	Never	Seldom	Sometimes	Often	A Lot
6th	98	0	22.4	9.2	22.4	12.2	33.7
Jr Hi	98	0	22.4	9.2	22.4	12.2	33.7
Total	98	0	22.4	9.2	22.4	12.2	33.7

Table 5.37: Do you buy or sell drugs at school?

Grade Level	N of Valid	N of Miss	Never	Seldom	Sometimes	Often	A Lot
6th	98	0	100.0	0.0	0.0	0.0	0.0
Jr Hi	98	0	100.0	0.0	0.0	0.0	0.0
Total	98	0	100.0	0.0	0.0	0.0	0.0

Table 5.38: Do you buy or sell drugs when NOT at school?

Grade Level	N of Valid	N of Miss	Never	Seldom	Sometimes	Often	A Lot
6th	98	0	96.9	1.0	2.0	0.0	0.0
Jr Hi	98	0	96.9	1.0	2.0	0.0	0.0
Total	98	0	96.9	1.0	2.0	0.0	0.0

Table 5.39: Do your friends use tobacco? (cigarettes, cigars, etc...)?

Grade Level	N of Valid	N of Miss	Never	Seldom	Sometimes	Often	A Lot
6th	96	2	69.8	8.3	9.4	6.3	6.3
Jr Hi	96	2	69.8	8.3	9.4	6.3	6.3
Total	96	2	69.8	8.3	9.4	6.3	6.3

Table 5.40: Do your friends use alcohol? (beer, liquor, etc...)?

Grade Level	N of Valid	N of Miss	Never	Seldom	Sometimes	Often	A Lot
6th	98	0	85.7	4.1	3.1	1.0	6.1
Jr Hi	98	0	85.7	4.1	3.1	1.0	6.1
Total	98	0	85.7	4.1	3.1	1.0	6.1

Table 5.41: Do your friends use drugs? (marijuana, cocaine, etc...)?

Grade Level	N of Valid	N of Miss	Never	Seldom	Sometimes	Often	A Lot
6th	97	1	90.7	3.1	2.1	1.0	3.1
Jr Hi	97	1	90.7	3.1	2.1	1.0	3.1
Total	97	1	90.7	3.1	2.1	1.0	3.1

Table 5.42: Do your parents set clear rules about violent TV, movies and video games?

Grade Level	N of Valid	N of Miss	Never	Seldom	Sometimes	Often	A Lot
6th	98	0	23.5	17.3	25.5	13.3	20.4
Jr Hi	98	0	23.5	17.3	25.5	13.3	20.4
Total	98	0	23.5	17.3	25.5	13.3	20.4

Table 5.43: Have you had 5 or more glasses of beer, wine or liquor within a few hours?

Grade Level	N of Valid	N of Miss	Never	Seldom	Sometimes	Often	A Lot
6th	98	0	94.9	1.0	3.1	0.0	1.0
Jr Hi	98	0	94.9	1.0	3.1	0.0	1.0
Total	98	0	94.9	1.0	3.1	0.0	1.0

Table 5.44: Have you driven a car after or while drinking alcohol??

Grade Level	N of Valid	N of Miss	Never	Seldom	Sometimes	Often	A Lot
6th	97	1	99.0	1.0	0.0	0.0	0.0
Jr Hi	97	1	99.0	1.0	0.0	0.0	0.0
Total	97	1	99.0	1.0	0.0	0.0	0.0

Table 5.45: Do you surf the internet for fun?

Grade Level	N of Valid	N of Miss	Never	Seldom	Sometimes	Often	A Lot
6th	96	2	27.1	10.4	14.6	17.7	30.2
Jr Hi	96	2	27.1	10.4	14.6	17.7	30.2
Total	96	2	27.1	10.4	14.6	17.7	30.2

Table 5.46: Have you skipped school in the past year?

Grade Level	N of Valid	N of Miss	Never	Seldom	Sometimes	Often	A Lot
6th	96	2	72.9	12.5	6.3	2.1	6.3
Jr Hi	96	2	72.9	12.5	6.3	2.1	6.3
Total	96	2	72.9	12.5	6.3	2.1	6.3

Table 5.47: Have you seen ads on TV that encourage NO drug use?

Grade Level	N of Valid	N of Miss	Never	Seldom	Sometimes	Often	A Lot
6th	97	1	11.3	13.4	24.7	9.3	41.2
Jr Hi	97	1	11.3	13.4	24.7	9.3	41.2
Total	97	1	11.3	13.4	24.7	9.3	41.2

Table 5.48: Does your school have a security officer?

Grade Level	N of Valid	N of Miss	Yes	No
6th	95	3	4.2	95.8
Jr Hi	95	3	4.2	95.8
Total	95	3	4.2	95.8

Table 5.49: Do you think your school needs a security officer?

Grade Level	N of Valid	N of Miss	Yes	No
6th	95	3	46.3	53.7
Jr Hi	95	3	46.3	53.7
Total	95	3	46.3	53.7

Table 5.50: Does your school have a drug screening program?

Grade Level	N of Valid	N of Miss	Yes	No
6th	92	6	4.3	95.7
Jr Hi	92	6	4.3	95.7
Total	92	6	4.3	95.7

Table 5.51: Does your school's drug screening program include all students?

Grade Level	N of Valid	N of Miss	Yes	No
6th	86	12	11.6	88.4
Jr Hi	86	12	11.6	88.4
Total	86	12	11.6	88.4

Table 5.52: If your school does not screen all students, do you participate in an activity that is part of the drug screening program?

Grade Level	N of Valid	N of Miss	Yes	No
6th	87	11	8.0	92.0
Jr Hi	87	11	8.0	92.0
Total	87	11	8.0	92.0

Table 5.53: Have you been screened for drugs at school?

Grade Level	N of Valid	N of Miss	Yes	No
6th	92	6	4.3	95.7
Jr Hi	92	6	4.3	95.7
Total	92	6	4.3	95.7

Table 5.54: Does your school have a student assistance program?

Grade Level	N of Valid	N of Miss	Yes	No
6th	91	7	38.5	61.5
Jr Hi	91	7	38.5	61.5
Total	91	7	38.5	61.5

Table 5.55: Have you participated in the student assistance program?

Grade Level	N of Valid	N of Miss	Yes	No
6th	91	7	7.7	92.3
Jr Hi	91	7	7.7	92.3
Total	91	7	7.7	92.3

Table 5.56: If you participated, was the student assistance program helpful?

Grade Level	N of Valid	N of Miss	Yes	No
6th	83	15	14.5	85.5
Jr Hi	83	15	14.5	85.5
Total	83	15	14.5	85.5

5.3 Harmful To Health

Table 5.57: Do you feel that using cigarettes is harmful to your health?

Grade Level	N of Valid	N of Miss	No Harm	Some Harm	Harmful	Very Harmful
6th	98	0	0.0	13.3	40.8	45.9
Jr Hi	98	0	0.0	13.3	40.8	45.9
Total	98	0	0.0	13.3	40.8	45.9

Table 5.58: Do you feel that using smokeless tobacco is harmful to your health?

Grade Level	N of Valid	N of Miss	No Harm	Some Harm	Harmful	Very Harmful
6th	98	0	2.0	14.3	35.7	48.0
Jr Hi	98	0	2.0	14.3	35.7	48.0
Total	98	0	2.0	14.3	35.7	48.0

Table 5.59: Do you feel that using cigars is harmful to your health?

Grade Level	N of Valid	N of Miss	No Harm	Some Harm	Harmful	Very Harmful
6th	98	0	0.0	17.3	43.9	38.8
Jr Hi	98	0	0.0	17.3	43.9	38.8
Total	98	0	0.0	17.3	43.9	38.8

Table 5.60: Do you feel that using beer is harmful to your health?

Grade Level	N of Valid	N of Miss	No Harm	Some Harm	Harmful	Very Harmful
6th	98	0	2.0	19.4	29.6	49.0
Jr Hi	98	0	2.0	19.4	29.6	49.0
Total	98	0	2.0	19.4	29.6	49.0

Table 5.61: Do you feel that using wine coolers is harmful to your health?

Grade Level	N of Valid	N of Miss	No Harm	Some Harm	Harmful	Very Harmful
6th	98	0	5.1	27.6	28.6	38.8
Jr Hi	98	0	5.1	27.6	28.6	38.8
Total	98	0	5.1	27.6	28.6	38.8

Table 5.62: Do you feel that using liquor is harmful to your health?

Grade Level	N of Valid	N of Miss	No Harm	Some Harm	Harmful	Very Harmful
6th	98	0	0.0	11.2	27.6	61.2
Jr Hi	98	0	0.0	11.2	27.6	61.2
Total	98	0	0.0	11.2	27.6	61.2

Table 5.63: Do you feel that using marijuana is harmful to your health?

Grade Level	N of Valid	N of Miss	No Harm	Some Harm	Harmful	Very Harmful
6th	98	0	0.0	2.0	20.4	77.6
Jr Hi	98	0	0.0	2.0	20.4	77.6
Total	98	0	0.0	2.0	20.4	77.6

Table 5.64: Do you feel that using cocaine is harmful to your health?

Grade Level	N of Valid	N of Miss	No Harm	Some Harm	Harmful	Very Harmful
6th	98	0	0.0	0.0	13.3	86.7
Jr Hi	98	0	0.0	0.0	13.3	86.7
Total	98	0	0.0	0.0	13.3	86.7

Table 5.65: Do you feel that using uppers is harmful to your health?

Grade Level	N of Valid	N of Miss	No Harm	Some Harm	Harmful	Very Harmful
6th	98	0	0.0	2.0	16.3	81.6
Jr Hi	98	0	0.0	2.0	16.3	81.6
Total	98	0	0.0	2.0	16.3	81.6

Table 5.66: Do you feel that using downers is harmful to your health?

Grade Level	N of Valid	N of Miss	No Harm	Some Harm	Harmful	Very Harmful
6th	98	0	1.0	9.2	23.5	66.3
Jr Hi	98	0	1.0	9.2	23.5	66.3
Total	98	0	1.0	9.2	23.5	66.3

Table 5.67: Do you feel that using inhalants is harmful to your health?

Grade Level	N of Valid	N of Miss	No Harm	Some Harm	Harmful	Very Harmful
6th	97	1	4.1	9.3	34.0	52.6
Jr Hi	97	1	4.1	9.3	34.0	52.6
Total	97	1	4.1	9.3	34.0	52.6

Table 5.68: Do you feel that using hallucinogens is harmful to your health?

Grade Level	N of Valid	N of Miss	No Harm	Some Harm	Harmful	Very Harmful
6th	97	1	0.0	7.2	21.6	71.1
Jr Hi	97	1	0.0	7.2	21.6	71.1
Total	97	1	0.0	7.2	21.6	71.1

Table 5.69: Do you feel that using heroin is harmful to your health?

Grade Level	N of Valid	N of Miss	No Harm	Some Harm	Harmful	Very Harmful
6th	98	0	0.0	0.0	24.5	75.5
Jr Hi	98	0	0.0	0.0	24.5	75.5
Total	98	0	0.0	0.0	24.5	75.5

Table 5.70: Do you feel that using steroids is harmful to your health?

Grade Level	N of Valid	N of Miss	No Harm	Some Harm	Harmful	Very Harmful
6th	98	0	2.0	7.1	30.6	60.2
Jr Hi	98	0	2.0	7.1	30.6	60.2
Total	98	0	2.0	7.1	30.6	60.2

Table 5.71: Do you feel that using ecstasy is harmful to your health?

Grade Level	N of Valid	N of Miss	No Harm	Some Harm	Harmful	Very Harmful
6th	96	2	0.0	4.2	19.8	76.0
Jr Hi	96	2	0.0	4.2	19.8	76.0
Total	96	2	0.0	4.2	19.8	76.0

Table 5.72: Do you feel that using OxyContin is harmful to your health?

Grade Level	N of Valid	N of Miss	No Harm	Some Harm	Harmful	Very Harmful
6th	97	1	0.0	12.4	13.4	74.2
Jr Hi	97	1	0.0	12.4	13.4	74.2
Total	97	1	0.0	12.4	13.4	74.2

5.4 Within The Past Year How Often Have You Used

Table 5.73: Within the past year how often have you smoked cigarettes?

Grade Level	N of Valid	N of Miss	Did Not Use	1/yr	6/yr	1/mo	2/mo	1/wk	3/wk	Every Day
6th	98	0	81.6	7.1	2.0	1.0	1.0	2.0	2.0	3.1
Jr Hi	98	0	81.6	7.1	2.0	1.0	1.0	2.0	2.0	3.1
Total	98	0	81.6	7.1	2.0	1.0	1.0	2.0	2.0	3.1

Table 5.74: Within the past year how often have you used smokeless tobacco?

Grade Level	N of Valid	N of Miss	Did Not Use	1/yr	6/yr	1/mo	2/mo	1/wk	3/wk	Every Day
6th	98	0	87.8	5.1	2.0	0.0	1.0	0.0	2.0	2.0
Jr Hi	98	0	87.8	5.1	2.0	0.0	1.0	0.0	2.0	2.0
Total	98	0	87.8	5.1	2.0	0.0	1.0	0.0	2.0	2.0

Table 5.75: Within the past year how often have you smoked cigars?

Grade Level	N of Valid	N of Miss	Did Not Use	1/yr	6/yr	1/mo	2/mo	1/wk	3/wk	Every Day
6th	97	1	92.8	3.1	0.0	0.0	1.0	2.1	1.0	0.0
Jr Hi	97	1	92.8	3.1	0.0	0.0	1.0	2.1	1.0	0.0
Total	97	1	92.8	3.1	0.0	0.0	1.0	2.1	1.0	0.0

Table 5.76: Within the past year how often have you drunk beer?

Grade Level	N of Valid	N of Miss	Did Not Use	1/yr	6/yr	1/mo	2/mo	1/wk	3/wk	Every Day
6th	97	1	87.6	10.3	0.0	0.0	0.0	1.0	1.0	0.0
Jr Hi	97	1	87.6	10.3	0.0	0.0	0.0	1.0	1.0	0.0
Total	97	1	87.6	10.3	0.0	0.0	0.0	1.0	1.0	0.0

Table 5.77: Within the past year how often have you drunk wine coolers?

Grade Level	N of Valid	N of Miss	Did Not Use	1/yr	6/yr	1/mo	2/mo	1/wk	3/wk	Every Day
6th	97	1	83.5	10.3	3.1	1.0	1.0	1.0	0.0	0.0
Jr Hi	97	1	83.5	10.3	3.1	1.0	1.0	1.0	0.0	0.0
Total	97	1	83.5	10.3	3.1	1.0	1.0	1.0	0.0	0.0

Table 5.78: Within the past year how often have you drunk liquor?

Grade Level	N of Valid	N of Miss	Did Not Use	1/yr	6/yr	1/mo	2/mo	1/wk	3/wk	Every Day
6th	98	0	93.9	2.0	1.0	0.0	2.0	1.0	0.0	0.0
Jr Hi	98	0	93.9	2.0	1.0	0.0	2.0	1.0	0.0	0.0
Total	98	0	93.9	2.0	1.0	0.0	2.0	1.0	0.0	0.0

Table 5.79: Within the past year how often have you smoked marijuana?

Grade Level	N of Valid	N of Miss	Did Not Use	1/yr	6/yr	1/mo	2/mo	1/wk	3/wk	Every Day
6th	98	0	96.9	2.0	0.0	0.0	0.0	1.0	0.0	0.0
Jr Hi	98	0	96.9	2.0	0.0	0.0	0.0	1.0	0.0	0.0
Total	98	0	96.9	2.0	0.0	0.0	0.0	1.0	0.0	0.0

Table 5.80: Within the past year how often have you used cocaine?

Grade Level	N of Valid	N of Miss	Did Not Use	1/yr	6/yr	1/mo	2/mo	1/wk	3/wk	Every Day
6th	98	0	99.0	0.0	1.0	0.0	0.0	0.0	0.0	0.0
Jr Hi	98	0	99.0	0.0	1.0	0.0	0.0	0.0	0.0	0.0
Total	98	0	99.0	0.0	1.0	0.0	0.0	0.0	0.0	0.0

Table 5.81: Within the past year how often have you used uppers?

Grade Level	N of Valid	N of Miss	Did Not Use	1/yr	6/yr	1/mo	2/mo	1/wk	3/wk	Every Day
6th	98	0	99.0	0.0	1.0	0.0	0.0	0.0	0.0	0.0
Jr Hi	98	0	99.0	0.0	1.0	0.0	0.0	0.0	0.0	0.0
Total	98	0	99.0	0.0	1.0	0.0	0.0	0.0	0.0	0.0

Table 5.82: Within the past year how often have you used downers?

Grade Level	N of Valid	N of Miss	Did Not Use	1/yr	6/yr	1/mo	2/mo	1/wk	3/wk	Every Day
6th	98	0	99.0	0.0	0.0	0.0	0.0	1.0	0.0	0.0
Jr Hi	98	0	99.0	0.0	0.0	0.0	0.0	1.0	0.0	0.0
Total	98	0	99.0	0.0	0.0	0.0	0.0	1.0	0.0	0.0

Table 5.83: Within the past year how often have you used inhalants?

Grade Level	N of Valid	N of Miss	Did Not Use	1/yr	6/yr	1/mo	2/mo	1/wk	3/wk	Every Day
6th	98	0	95.9	0.0	1.0	0.0	0.0	1.0	2.0	0.0
Jr Hi	98	0	95.9	0.0	1.0	0.0	0.0	1.0	2.0	0.0
Total	98	0	95.9	0.0	1.0	0.0	0.0	1.0	2.0	0.0

Table 5.84: Within the past year how often have you used hallucinogens?

Grade Level	N of Valid	N of Miss	Did Not Use	1/yr	6/yr	1/mo	2/mo	1/wk	3/wk	Every Day
6th	98	0	100.0	0.0	0.0	0.0	0.0	0.0	0.0	0.0
Jr Hi	98	0	100.0	0.0	0.0	0.0	0.0	0.0	0.0	0.0
Total	98	0	100.0	0.0	0.0	0.0	0.0	0.0	0.0	0.0

Table 5.85: Within the past year how often have you used heroin?

Grade Level	N of Valid	N of Miss	Did Not Use	1/yr	6/yr	1/mo	2/mo	1/wk	3/wk	Every Day
6th	98	0	99.0	1.0	0.0	0.0	0.0	0.0	0.0	0.0
Jr Hi	98	0	99.0	1.0	0.0	0.0	0.0	0.0	0.0	0.0
Total	98	0	99.0	1.0	0.0	0.0	0.0	0.0	0.0	0.0

Table 5.86: Within the past year how often have you used steroids?

Grade Level	N of Valid	N of Miss	Did Not Use	1/yr	6/yr	1/mo	2/mo	1/wk	3/wk	Every Day
6th	98	0	100.0	0.0	0.0	0.0	0.0	0.0	0.0	0.0
Jr Hi	98	0	100.0	0.0	0.0	0.0	0.0	0.0	0.0	0.0
Total	98	0	100.0	0.0	0.0	0.0	0.0	0.0	0.0	0.0

Table 5.87: Within the past year how often have you used ecstasy?

Grade Level	N of Valid	N of Miss	Did Not Use	1/yr	6/yr	1/mo	2/mo	1/wk	3/wk	Every Day
6th	98	0	99.0	1.0	0.0	0.0	0.0	0.0	0.0	0.0
Jr Hi	98	0	99.0	1.0	0.0	0.0	0.0	0.0	0.0	0.0
Total	98	0	99.0	1.0	0.0	0.0	0.0	0.0	0.0	0.0

Table 5.88: Within the past year how often have you used OxyContin?

Grade Level	N of Valid	N of Miss	Did Not Use	1/yr	6/yr	1/mo	2/mo	1/wk	3/wk	Every Day
6th	98	0	99.0	1.0	0.0	0.0	0.0	0.0	0.0	0.0
Jr Hi	98	0	99.0	1.0	0.0	0.0	0.0	0.0	0.0	0.0
Total	98	0	99.0	1.0	0.0	0.0	0.0	0.0	0.0	0.0

Table 5.89: Within the past year how often have you used tobacco?

Grade Level	N of Valid	N of Miss	Did Not Use	1/yr	6/yr	1/mo	2/mo	1/wk	3/wk	Every Day
6th	98	0	75.5	9.2	3.1	0.0	2.0	2.0	4.1	4.1
Jr Hi	98	0	75.5	9.2	3.1	0.0	2.0	2.0	4.1	4.1
Total	98	0	75.5	9.2	3.1	0.0	2.0	2.0	4.1	4.1

Table 5.90: Within the past year how often have you drunk alcohol?

Grade Level	N of Valid	N of Miss	Did Not Use	1/yr	6/yr	1/mo	2/mo	1/wk	3/wk	Every Day
6th	98	0	79.6	13.3	3.1	1.0	1.0	1.0	1.0	0.0
Jr Hi	98	0	79.6	13.3	3.1	1.0	1.0	1.0	1.0	0.0
Total	98	0	79.6	13.3	3.1	1.0	1.0	1.0	1.0	0.0

Table 5.91: Within the past year how often have you used illicit drugs?

Grade Level	N of Valid	N of Miss	Did Not Use	1/yr	6/yr	1/mo	2/mo	1/wk	3/wk	Every Day
6th	98	0	91.8	3.1	1.0	0.0	0.0	2.0	2.0	0.0
Jr Hi	98	0	91.8	3.1	1.0	0.0	0.0	2.0	2.0	0.0
Total	98	0	91.8	3.1	1.0	0.0	0.0	2.0	2.0	0.0

5.5 At What Age Did You First

Table 5.92: At what age did you first smoke cigarettes?

Grade Level	N of Valid	N of Miss	Never Used	8 or Under	9	10	11	12	13	14	15	16	17 or Older
6th	98	0	77.6	8.2	2.0	2.0	5.1	3.1	2.0	0.0	0.0	0.0	0.0
Jr Hi	98	0	77.6	8.2	2.0	2.0	5.1	3.1	2.0	0.0	0.0	0.0	0.0
Total	98	0	77.6	8.2	2.0	2.0	5.1	3.1	2.0	0.0	0.0	0.0	0.0

Table 5.93: At what age did you first use smokeless tobacco?

Grade Level	N of Valid	N of Miss	Never Used	8 or Under	9	10	11	12	13	14	15	16	17 or Older
6th	97	1	87.6	4.1	0.0	1.0	2.1	4.1	1.0	0.0	0.0	0.0	0.0
Jr Hi	97	1	87.6	4.1	0.0	1.0	2.1	4.1	1.0	0.0	0.0	0.0	0.0
Total	97	1	87.6	4.1	0.0	1.0	2.1	4.1	1.0	0.0	0.0	0.0	0.0

Table 5.94: At what age did you first smoke cigars?

Grade Level	N of Valid	N of Miss	Never Used	8 or Under	9	10	11	12	13	14	15	16	17 or Older
6th	98	0	87.8	3.1	3.1	1.0	2.0	2.0	1.0	0.0	0.0	0.0	0.0
Jr Hi	98	0	87.8	3.1	3.1	1.0	2.0	2.0	1.0	0.0	0.0	0.0	0.0
Total	98	0	87.8	3.1	3.1	1.0	2.0	2.0	1.0	0.0	0.0	0.0	0.0

Table 5.95: At what age did you first drink beer?

Grade Level	N of Valid	N of Miss	Never Used	8 or Under	9	10	11	12	13	14	15	16	17 or Older
6th	98	0	77.6	5.1	1.0	8.2	3.1	5.1	0.0	0.0	0.0	0.0	0.0
Jr Hi	98	0	77.6	5.1	1.0	8.2	3.1	5.1	0.0	0.0	0.0	0.0	0.0
Total	98	0	77.6	5.1	1.0	8.2	3.1	5.1	0.0	0.0	0.0	0.0	0.0

Table 5.96: At what age did you first drink wine coolers?

Grade Level	N of Valid	N of Miss	Never Used	8 or Under	9	10	11	12	13	14	15	16	17 or Older
6th	98	0	76.5	5.1	1.0	5.1	6.1	6.1	0.0	0.0	0.0	0.0	0.0
Jr Hi	98	0	76.5	5.1	1.0	5.1	6.1	6.1	0.0	0.0	0.0	0.0	0.0
Total	98	0	76.5	5.1	1.0	5.1	6.1	6.1	0.0	0.0	0.0	0.0	0.0

Table 5.97: At what age did you first drink liquor?

Grade Level	N of Valid	N of Miss	Never Used	8 or Under	9	10	11	12	13	14	15	16	17 or Older
6th	97	1	93.8	1.0	1.0	3.1	0.0	1.0	0.0	0.0	0.0	0.0	0.0
Jr Hi	97	1	93.8	1.0	1.0	3.1	0.0	1.0	0.0	0.0	0.0	0.0	0.0
Total	97	1	93.8	1.0	1.0	3.1	0.0	1.0	0.0	0.0	0.0	0.0	0.0

Table 5.98: At what age did you first smoke marijuana?

Grade Level	N of Valid	N of Miss	Never Used	8 or Under	9	10	11	12	13	14	15	16	17 or Older
6th	98	0	94.9	3.1	0.0	1.0	0.0	0.0	0.0	1.0	0.0	0.0	0.0
Jr Hi	98	0	94.9	3.1	0.0	1.0	0.0	0.0	0.0	1.0	0.0	0.0	0.0
Total	98	0	94.9	3.1	0.0	1.0	0.0	0.0	0.0	1.0	0.0	0.0	0.0

Table 5.99: At what age did you first use cocaine?

Grade Level	N of Valid	N of Miss	Never Used	8 or Under	9	10	11	12	13	14	15	16	17 or Older
6th	98	0	99.0	1.0	0.0	0.0	0.0	0.0	0.0	0.0	0.0	0.0	0.0
Jr Hi	98	0	99.0	1.0	0.0	0.0	0.0	0.0	0.0	0.0	0.0	0.0	0.0
Total	98	0	99.0	1.0	0.0	0.0	0.0	0.0	0.0	0.0	0.0	0.0	0.0

Table 5.100: At what age did you first use uppers?

Grade Level	N of Valid	N of Miss	Never Used	8 or Under	9	10	11	12	13	14	15	16	17 or Older
6th	98	0	99.0	0.0	0.0	1.0	0.0	0.0	0.0	0.0	0.0	0.0	0.0
Jr Hi	98	0	99.0	0.0	0.0	1.0	0.0	0.0	0.0	0.0	0.0	0.0	0.0
Total	98	0	99.0	0.0	0.0	1.0	0.0	0.0	0.0	0.0	0.0	0.0	0.0

Table 5.101: At what age did you first use downers?

Grade Level	N of Valid	N of Miss	Never Used	8 or Under	9	10	11	12	13	14	15	16	17 or Older
6th	98	0	99.0	0.0	0.0	1.0	0.0	0.0	0.0	0.0	0.0	0.0	0.0
Jr Hi	98	0	99.0	0.0	0.0	1.0	0.0	0.0	0.0	0.0	0.0	0.0	0.0
Total	98	0	99.0	0.0	0.0	1.0	0.0	0.0	0.0	0.0	0.0	0.0	0.0

Table 5.102: At what age did you first use inhalants?

Grade Level	N of Valid	N of Miss	Never Used	8 or Under	9	10	11	12	13	14	15	16	17 or Older
6th	98	0	93.9	4.1	1.0	0.0	0.0	0.0	1.0	0.0	0.0	0.0	0.0
Jr Hi	98	0	93.9	4.1	1.0	0.0	0.0	0.0	1.0	0.0	0.0	0.0	0.0
Total	98	0	93.9	4.1	1.0	0.0	0.0	0.0	1.0	0.0	0.0	0.0	0.0

Table 5.103: At what age did you first use hallucinogens?

Grade Level	N of Valid	N of Miss	Never Used	8 or Under	9	10	11	12	13	14	15	16	17 or Older
6th	98	0	100.0	0.0	0.0	0.0	0.0	0.0	0.0	0.0	0.0	0.0	0.0
Jr Hi	98	0	100.0	0.0	0.0	0.0	0.0	0.0	0.0	0.0	0.0	0.0	0.0
Total	98	0	100.0	0.0	0.0	0.0	0.0	0.0	0.0	0.0	0.0	0.0	0.0

Table 5.104: At what age did you first use heroin?

Grade Level	N of Valid	N of Miss	Never Used	8 or Under	9	10	11	12	13	14	15	16	17 or Older
6th	98	0	100.0	0.0	0.0	0.0	0.0	0.0	0.0	0.0	0.0	0.0	0.0
Jr Hi	98	0	100.0	0.0	0.0	0.0	0.0	0.0	0.0	0.0	0.0	0.0	0.0
Total	98	0	100.0	0.0	0.0	0.0	0.0	0.0	0.0	0.0	0.0	0.0	0.0

Table 5.105: At what age did you first use steroids?

Grade Level	N of Valid	N of Miss	Never Used	8 or Under	9	10	11	12	13	14	15	16	17 or Older
6th	98	0	100.0	0.0	0.0	0.0	0.0	0.0	0.0	0.0	0.0	0.0	0.0
Jr Hi	98	0	100.0	0.0	0.0	0.0	0.0	0.0	0.0	0.0	0.0	0.0	0.0
Total	98	0	100.0	0.0	0.0	0.0	0.0	0.0	0.0	0.0	0.0	0.0	0.0

Table 5.106: At what age did you first use ecstasy?

Grade Level	N of Valid	N of Miss	Never Used	8 or Under	9	10	11	12	13	14	15	16	17 or Older
6th	98	0	99.0	0.0	0.0	0.0	1.0	0.0	0.0	0.0	0.0	0.0	0.0
Jr Hi	98	0	99.0	0.0	0.0	0.0	1.0	0.0	0.0	0.0	0.0	0.0	0.0
Total	98	0	99.0	0.0	0.0	0.0	1.0	0.0	0.0	0.0	0.0	0.0	0.0

Table 5.107: At what age did you first use OxyContin?

Grade Level	N of Valid	N of Miss	Never Used	8 or Under	9	10	11	12	13	14	15	16	17 or Older
6th	98	0	99.0	0.0	0.0	0.0	1.0	0.0	0.0	0.0	0.0	0.0	0.0
Jr Hi	98	0	99.0	0.0	0.0	0.0	1.0	0.0	0.0	0.0	0.0	0.0	0.0
Total	98	0	99.0	0.0	0.0	0.0	1.0	0.0	0.0	0.0	0.0	0.0	0.0

5.6 Where Do You Use

Table 5.108: Where do you smoke cigarettes?

Grade Level	N of Valid	N of Miss	Do Not Use	At Home	At School	In A Car	Friend's House	Other
6th	98	0	81.6	12.2	0.0	2.0	7.1	7.1
Jr Hi	98	0	81.6	12.2	0.0	2.0	7.1	7.1
Total	98	0	81.6	12.2	0.0	2.0	7.1	7.1

Table 5.109: Where do you use smokeless tobacco?

Grade Level	N of Valid	N of Miss	Do Not Use	At Home	At School	In A Car	Friend's House	Other
6th	98	0	90.8	5.1	0.0	1.0	4.1	5.1
Jr Hi	98	0	90.8	5.1	0.0	1.0	4.1	5.1
Total	98	0	90.8	5.1	0.0	1.0	4.1	5.1

Table 5.110: Where do you smoke cigars?

Grade Level	N of Valid	N of Miss	Do Not Use	At Home	At School	In A Car	Friend's House	Other
6th	98	0	90.8	6.1	0.0	2.0	4.1	4.1
Jr Hi	98	0	90.8	6.1	0.0	2.0	4.1	4.1
Total	98	0	90.8	6.1	0.0	2.0	4.1	4.1

Table 5.111: Where do you drink beer?

Grade Level	N of Valid	N of Miss	Do Not Use	At Home	At School	In A Car	Friend's House	Other
6th	98	0	82.7	12.2	0.0	0.0	2.0	4.1
Jr Hi	98	0	82.7	12.2	0.0	0.0	2.0	4.1
Total	98	0	82.7	12.2	0.0	0.0	2.0	4.1

Table 5.112: Where do you drink wine coolers?

Grade Level	N of Valid	N of Miss	Do Not Use	At Home	At School	In A Car	Friend's House	Other
6th	98	0	79.6	12.2	0.0	0.0	3.1	6.1
Jr Hi	98	0	79.6	12.2	0.0	0.0	3.1	6.1
Total	98	0	79.6	12.2	0.0	0.0	3.1	6.1

Table 5.113: Where do you drink liquor?

Grade Level	N of Valid	N of Miss	Do Not Use	At Home	At School	In A Car	Friend's House	Other
6th	98	0	94.9	3.1	0.0	0.0	2.0	0.0
Jr Hi	98	0	94.9	3.1	0.0	0.0	2.0	0.0
Total	98	0	94.9	3.1	0.0	0.0	2.0	0.0

Table 5.114: Where do you smoke marijuana?

Grade Level	N of Valid	N of Miss	Do Not Use	At Home	At School	In A Car	Friend's House	Other
6th	98	0	93.9	2.0	0.0	0.0	3.1	0.0
Jr Hi	98	0	93.9	2.0	0.0	0.0	3.1	0.0
Total	98	0	93.9	2.0	0.0	0.0	3.1	0.0

Table 5.115: Where do you use cocaine?

Grade Level	N of Valid	N of Miss	Do Not Use	At Home	At School	In A Car	Friend's House	Other
6th	98	0	95.9	1.0	0.0	0.0	2.0	0.0
Jr Hi	98	0	95.9	1.0	0.0	0.0	2.0	0.0
Total	98	0	95.9	1.0	0.0	0.0	2.0	0.0

Table 5.116: Where do you use uppers?

Grade Level	N of Valid	N of Miss	Do Not Use	At Home	At School	In A Car	Friend's House	Other
6th	98	0	96.9	0.0	0.0	0.0	1.0	0.0
Jr Hi	98	0	96.9	0.0	0.0	0.0	1.0	0.0
Total	98	0	96.9	0.0	0.0	0.0	1.0	0.0

Table 5.117: Where do you use downers?

Grade Level	N of Valid	N of Miss	Do Not Use	At Home	At School	In A Car	Friend's House	Other
6th	98	0	96.9	0.0	0.0	0.0	1.0	0.0
Jr Hi	98	0	96.9	0.0	0.0	0.0	1.0	0.0
Total	98	0	96.9	0.0	0.0	0.0	1.0	0.0

Table 5.118: Where do you use inhalants?

Grade Level	N of Valid	N of Miss	Do Not Use	At Home	At School	In A Car	Friend's House	Other
6th	98	0	93.9	2.0	1.0	1.0	2.0	0.0
Jr Hi	98	0	93.9	2.0	1.0	1.0	2.0	0.0
Total	98	0	93.9	2.0	1.0	1.0	2.0	0.0

Table 5.119: Where do you use hallucinogens?

Grade Level	N of Valid	N of Miss	Do Not Use	At Home	At School	In A Car	Friend's House	Other
6th	98	0	96.9	0.0	0.0	0.0	0.0	0.0
Jr Hi	98	0	96.9	0.0	0.0	0.0	0.0	0.0
Total	98	0	96.9	0.0	0.0	0.0	0.0	0.0

Table 5.120: Where do you use heroin?

Grade Level	N of Valid	N of Miss	Do Not Use	At Home	At School	In A Car	Friend's House	Other
6th	98	0	98.0	0.0	0.0	0.0	0.0	0.0
Jr Hi	98	0	98.0	0.0	0.0	0.0	0.0	0.0
Total	98	0	98.0	0.0	0.0	0.0	0.0	0.0

Table 5.121: Where do you use steroids?

Grade Level	N of Valid	N of Miss	Do Not Use	At Home	At School	In A Car	Friend's House	Other
6th	98	0	98.0	0.0	0.0	0.0	0.0	0.0
Jr Hi	98	0	98.0	0.0	0.0	0.0	0.0	0.0
Total	98	0	98.0	0.0	0.0	0.0	0.0	0.0

Table 5.122: Where do you use ecstasy?

Grade Level	N of Valid	N of Miss	Do Not Use	At Home	At School	In A Car	Friend's House	Other
6th	98	0	96.9	0.0	0.0	0.0	1.0	0.0
Jr Hi	98	0	96.9	0.0	0.0	0.0	1.0	0.0
Total	98	0	96.9	0.0	0.0	0.0	1.0	0.0

Table 5.123: Where do you use OxyContin?

Grade Level	N of Valid	N of Miss	Do Not Use	At Home	At School	In A Car	Friend's House	Other
6th	98	0	96.9	0.0	0.0	0.0	1.0	1.0
Jr Hi	98	0	96.9	0.0	0.0	0.0	1.0	1.0
Total	98	0	96.9	0.0	0.0	0.0	1.0	1.0

Table 5.124: Where do you use any tobacco?

Grade Level	N of Valid	N of Miss	Do Not Use	At Home	At School	In A Car	Friend's House	Other
6th	98	0	95.9	9.2	0.0	2.0	6.1	8.2
Jr Hi	98	0	95.9	9.2	0.0	2.0	6.1	8.2
Total	98	0	95.9	9.2	0.0	2.0	6.1	8.2

Table 5.125: Where do you use any alcohol?

Grade Level	N of Valid	N of Miss	Do Not Use	At Home	At School	In A Car	Friend's House	Other
6th	98	0	95.9	18.4	0.0	0.0	3.1	8.2
Jr Hi	98	0	95.9	18.4	0.0	0.0	3.1	8.2
Total	98	0	95.9	18.4	0.0	0.0	3.1	8.2

Table 5.126: Where do you use any illicit drugs?

Grade Level	N of Valid	N of Miss	Do Not Use	At Home	At School	In A Car	Friend's House	Other
6th	98	0	98.0	5.1	1.0	1.0	5.1	1.0
Jr Hi	98	0	98.0	5.1	1.0	1.0	5.1	1.0
Total	98	0	98.0	5.1	1.0	1.0	5.1	1.0

5.7 When Do You Use

Table 5.127: When do you smoke cigarettes?

Grade Level	N of Valid	N of Miss	Do Not Use	Before School	During School	After School	Week Nights	Week ends
6th	98	0	82.7	3.1	0.0	5.1	4.1	12.2
Jr Hi	98	0	82.7	3.1	0.0	5.1	4.1	12.2
Total	98	0	82.7	3.1	0.0	5.1	4.1	12.2

Table 5.128: When do you use smokeless tobacco?

Grade Level	N of Valid	N of Miss	Do Not Use	Before School	During School	After School	Week Nights	Week ends
6th	98	0	89.8	2.0	0.0	3.1	2.0	7.1
Jr Hi	98	0	89.8	2.0	0.0	3.1	2.0	7.1
Total	98	0	89.8	2.0	0.0	3.1	2.0	7.1

Table 5.129: When do you smoke cigars?

Grade Level	N of Valid	N of Miss	Do Not Use	Before School	During School	After School	Week Nights	Week ends
6th	98	0	90.8	1.0	1.0	1.0	2.0	6.1
Jr Hi	98	0	90.8	1.0	1.0	1.0	2.0	6.1
Total	98	0	90.8	1.0	1.0	1.0	2.0	6.1

Table 5.130: When do you drink beer?

Grade Level	N of Valid	N of Miss	Do Not Use	Before School	During School	After School	Week Nights	Week ends
6th	98	0	85.7	2.0	0.0	0.0	1.0	11.2
Jr Hi	98	0	85.7	2.0	0.0	0.0	1.0	11.2
Total	98	0	85.7	2.0	0.0	0.0	1.0	11.2

Table 5.131: When do you drink wine coolers?

Grade Level	N of Valid	N of Miss	Do Not Use	Before School	During School	After School	Week Nights	Week ends
6th	98	0	84.7	0.0	1.0	1.0	1.0	12.2
Jr Hi	98	0	84.7	0.0	1.0	1.0	1.0	12.2
Total	98	0	84.7	0.0	1.0	1.0	1.0	12.2

Table 5.132: When do you drink liquor?

Grade Level	N of Valid	N of Miss	Do Not Use	Before School	During School	After School	Week Nights	Week ends
6th	98	0	93.9	1.0	0.0	0.0	0.0	3.1
Jr Hi	98	0	93.9	1.0	0.0	0.0	0.0	3.1
Total	98	0	93.9	1.0	0.0	0.0	0.0	3.1

Table 5.133: When do you smoke marijuana?

Grade Level	N of Valid	N of Miss	Do Not Use	Before School	During School	After School	Week Nights	Week ends
6th	98	0	96.9	0.0	0.0	0.0	0.0	1.0
Jr Hi	98	0	96.9	0.0	0.0	0.0	0.0	1.0
Total	98	0	96.9	0.0	0.0	0.0	0.0	1.0

Table 5.134: When do you use cocaine?

Grade Level	N of Valid	N of Miss	Do Not Use	Before School	During School	After School	Week Nights	Week ends
6th	98	0	96.9	0.0	0.0	0.0	0.0	1.0
Jr Hi	98	0	96.9	0.0	0.0	0.0	0.0	1.0
Total	98	0	96.9	0.0	0.0	0.0	0.0	1.0

Table 5.135: When do you use uppers?

Grade Level	N of Valid	N of Miss	Do Not Use	Before School	During School	After School	Week Nights	Week ends
6th	98	0	96.9	0.0	0.0	0.0	0.0	1.0
Jr Hi	98	0	96.9	0.0	0.0	0.0	0.0	1.0
Total	98	0	96.9	0.0	0.0	0.0	0.0	1.0

Table 5.136: When do you use downers?

Grade Level	N of Valid	N of Miss	Do Not Use	Before School	During School	After School	Week Nights	Week ends
6th	98	0	98.0	0.0	0.0	0.0	0.0	0.0
Jr Hi	98	0	98.0	0.0	0.0	0.0	0.0	0.0
Total	98	0	98.0	0.0	0.0	0.0	0.0	0.0

Table 5.137: When do you use inhalants?

Grade Level	N of Valid	N of Miss	Do Not Use	Before School	During School	After School	Week Nights	Week ends
6th	98	0	94.9	0.0	1.0	1.0	1.0	4.1
Jr Hi	98	0	94.9	0.0	1.0	1.0	1.0	4.1
Total	98	0	94.9	0.0	1.0	1.0	1.0	4.1

Table 5.138: When do you use hallucinogens?

Grade Level	N of Valid	N of Miss	Do Not Use	Before School	During School	After School	Week Nights	Week ends
6th	98	0	98.0	0.0	0.0	0.0	0.0	0.0
Jr Hi	98	0	98.0	0.0	0.0	0.0	0.0	0.0
Total	98	0	98.0	0.0	0.0	0.0	0.0	0.0

Table 5.139: When do you use heroin?

Grade Level	N of Valid	N of Miss	Do Not Use	Before School	During School	After School	Week Nights	Week ends
6th	98	0	98.0	0.0	0.0	0.0	0.0	0.0
Jr Hi	98	0	98.0	0.0	0.0	0.0	0.0	0.0
Total	98	0	98.0	0.0	0.0	0.0	0.0	0.0

Table 5.140: When do you use steroids?

Grade Level	N of Valid	N of Miss	Do Not Use	Before School	During School	After School	Week Nights	Week ends
6th	98	0	98.0	0.0	0.0	0.0	0.0	0.0
Jr Hi	98	0	98.0	0.0	0.0	0.0	0.0	0.0
Total	98	0	98.0	0.0	0.0	0.0	0.0	0.0

Table 5.141: When do you use ecstasy?

Grade Level	N of Valid	N of Miss	Do Not Use	Before School	During School	After School	Week Nights	Week ends
6th	98	0	96.9	0.0	0.0	0.0	0.0	1.0
Jr Hi	98	0	96.9	0.0	0.0	0.0	0.0	1.0
Total	98	0	96.9	0.0	0.0	0.0	0.0	1.0

Table 5.142: When do you use OxyContin?

Grade Level	N of Valid	N of Miss	Do Not Use	Before School	During School	After School	Week Nights	Week ends
6th	98	0	96.9	0.0	0.0	1.0	1.0	1.0
Jr Hi	98	0	96.9	0.0	0.0	1.0	1.0	1.0
Total	98	0	96.9	0.0	0.0	1.0	1.0	1.0

Table 5.143: When do you use any tobacco?

Grade Level	N of Valid	N of Miss	Do Not Use	Before School	During School	After School	Week Nights	Week ends
6th	98	0	94.9	2.0	1.0	3.1	2.0	12.2
Jr Hi	98	0	94.9	2.0	1.0	3.1	2.0	12.2
Total	98	0	94.9	2.0	1.0	3.1	2.0	12.2

Table 5.144: When do you use any alcohol?

Grade Level	N of Valid	N of Miss	Do Not Use	Before School	During School	After School	Week Nights	Week ends
6th	98	0	94.9	2.0	1.0	1.0	1.0	15.3
Jr Hi	98	0	94.9	2.0	1.0	1.0	1.0	15.3
Total	98	0	94.9	2.0	1.0	1.0	1.0	15.3

Table 5.145: When do you use any illicit drugs?

Grade Level	N of Valid	N of Miss	Do Not Use	Before School	During School	After School	Week Nights	Week ends
6th	98	0	98.0	0.0	1.0	2.0	2.0	7.1
Jr Hi	98	0	98.0	0.0	1.0	2.0	2.0	7.1
Total	98	0	98.0	0.0	1.0	2.0	2.0	7.1

5.8 While At School Have You

Table 5.146: While at school have you carried a gun?

Grade Level	N of Valid	N of Miss	Never	One Time	2-5 Times	6 or More Times
6th	95	3	100.0	0.0	0.0	0.0
Jr Hi	95	3	100.0	0.0	0.0	0.0
Total	95	3	100.0	0.0	0.0	0.0

Table 5.147: While at school have you carried a knife, club or other weapon?

Grade Level	N of Valid	N of Miss	Never	One Time	2-5 Times	6 or More Times
6th	94	4	88.3	10.6	1.1	0.0
Jr Hi	94	4	88.3	10.6	1.1	0.0
Total	94	4	88.3	10.6	1.1	0.0

Table 5.148: While at school have you threatened a student with a gun, knife or club?

Grade Level	N of Valid	N of Miss	Never	One Time	2-5 Times	6 or More Times
6th	95	3	96.8	1.1	1.1	1.1
Jr Hi	95	3	96.8	1.1	1.1	1.1
Total	95	3	96.8	1.1	1.1	1.1

Table 5.149: While at school have you threatened to hurt a student by hitting, slapping or kicking?

Grade Level	N of Valid	N of Miss	Never	One Time	2-5 Times	6 or More Times
6th	95	3	56.8	21.1	9.5	12.6
Jr Hi	95	3	56.8	21.1	9.5	12.6
Total	95	3	56.8	21.1	9.5	12.6

Table 5.150: While at school have you hurt a student by using a gun, knife or club?

Grade Level	N of Valid	N of Miss	Never	One Time	2-5 Times	6 or More Times
6th	95	3	98.9	0.0	0.0	1.1
Jr Hi	95	3	98.9	0.0	0.0	1.1
Total	95	3	98.9	0.0	0.0	1.1

Table 5.151: While at school have you hurt a student by hitting, slapping or kicking?

Grade Level	N of Valid	N of Miss	Never	One Time	2-5 Times	6 or More Times
6th	94	4	55.3	22.3	9.6	12.8
Jr Hi	94	4	55.3	22.3	9.6	12.8
Total	94	4	55.3	22.3	9.6	12.8

Table 5.152: While at school have you been threatened with a gun, knife or club by a student?

Grade Level	N of Valid	N of Miss	Never	One Time	2-5 Times	6 or More Times
6th	95	3	87.4	7.4	5.3	0.0
Jr Hi	95	3	87.4	7.4	5.3	0.0
Total	95	3	87.4	7.4	5.3	0.0

Table 5.153: While at school have you had a student threaten to hit, slap or kick you?

Grade Level	N of Valid	N of Miss	Never	One Time	2-5 Times	6 or More Times
6th	95	3	45.3	16.8	20.0	17.9
Jr Hi	95	3	45.3	16.8	20.0	17.9
Total	95	3	45.3	16.8	20.0	17.9

Table 5.154: While at school have you been afraid a student may hurt you?

Grade Level	N of Valid	N of Miss	Never	One Time	2-5 Times	6 or More Times
6th	95	3	74.7	11.6	2.1	11.6
Jr Hi	95	3	74.7	11.6	2.1	11.6
Total	95	3	74.7	11.6	2.1	11.6

Table 5.155: While at school have you been hurt by a student using a gun, knife or club?

Grade Level	N of Valid	N of Miss	Never	One Time	2-5 Times	6 or More Times
6th	95	3	98.9	0.0	0.0	1.1
Jr Hi	95	3	98.9	0.0	0.0	1.1
Total	95	3	98.9	0.0	0.0	1.1

Table 5.156: While at school have you been hurt by a student who hit, slapped or kicked you?

Grade Level	N of Valid	N of Miss	Never	One Time	2-5 Times	6 or More Times
6th	95	3	66.3	14.7	7.4	11.6
Jr Hi	95	3	66.3	14.7	7.4	11.6
Total	95	3	66.3	14.7	7.4	11.6

Table 5.157: While at school have you been helped by a school security officer?

Grade Level	N of Valid	N of Miss	Never	One Time	2-5 Times	6 or More Times
6th	95	3	97.9	0.0	1.1	1.1
Jr Hi	95	3	97.9	0.0	1.1	1.1
Total	95	3	97.9	0.0	1.1	1.1

Table 5.158: While at school have you been in trouble with school security officer?

Grade Level	N of Valid	N of Miss	Never	One Time	2-5 Times	6 or More Times
6th	95	3	98.9	0.0	0.0	1.1
Jr Hi	95	3	98.9	0.0	0.0	1.1
Total	95	3	98.9	0.0	0.0	1.1

5.9 What Effect Do You Most Often Get When You Use

Table 5.159: What effect do you most often get when you smoke cigarettes?

Grade Level	N of Valid	N of Miss	Do Not Use	No High	A Little High	Very High	Bombed/Stoned
6th	97	1	81.4	17.5	1.0	0.0	0.0
Jr Hi	97	1	81.4	17.5	1.0	0.0	0.0
Total	97	1	81.4	17.5	1.0	0.0	0.0

Table 5.160: What effect do you most often get when you use smokeless tobacco?

Grade Level	N of Valid	N of Miss	Do Not Use	No High	A Little High	Very High	Bombed/Stoned
6th	97	1	86.6	12.4	1.0	0.0	0.0
Jr Hi	97	1	86.6	12.4	1.0	0.0	0.0
Total	97	1	86.6	12.4	1.0	0.0	0.0

Table 5.161: What effect do you most often get when you smoke cigars?

Grade Level	N of Valid	N of Miss	Do Not Use	No High	A Little High	Very High	Bombed/Stoned
6th	97	1	91.8	7.2	1.0	0.0	0.0
Jr Hi	97	1	91.8	7.2	1.0	0.0	0.0
Total	97	1	91.8	7.2	1.0	0.0	0.0

Table 5.162: What effect do you most often get when you drink beer?

Grade Level	N of Valid	N of Miss	Do Not Use	No High	A Little High	Very High	Bombed/Stoned
6th	97	1	83.5	8.2	5.2	3.1	0.0
Jr Hi	97	1	83.5	8.2	5.2	3.1	0.0
Total	97	1	83.5	8.2	5.2	3.1	0.0

Table 5.163: What effect do you most often get when you drink wine coolers?

Grade Level	N of Valid	N of Miss	Do Not Use	No High	A Little High	Very High	Bombed/Stoned
6th	97	1	83.5	13.4	2.1	1.0	0.0
Jr Hi	97	1	83.5	13.4	2.1	1.0	0.0
Total	97	1	83.5	13.4	2.1	1.0	0.0

Table 5.164: What effect do you most often get when you drink liquor?

Grade Level	N of Valid	N of Miss	Do Not Use	No High	A Little High	Very High	Bombed/Stoned
6th	97	1	95.9	1.0	2.1	0.0	1.0
Jr Hi	97	1	95.9	1.0	2.1	0.0	1.0
Total	97	1	95.9	1.0	2.1	0.0	1.0

Table 5.165: What effect do you most often get when you smoke marijuana?

Grade Level	N of Valid	N of Miss	Do Not Use	No High	A Little High	Very High	Bombed/Stoned
6th	97	1	96.9	0.0	1.0	0.0	2.1
Jr Hi	97	1	96.9	0.0	1.0	0.0	2.1
Total	97	1	96.9	0.0	1.0	0.0	2.1

Table 5.166: What effect do you most often get when you use cocaine?

Grade Level	N of Valid	N of Miss	Do Not Use	No High	A Little High	Very High	Bombed/Stoned
6th	97	1	97.9	0.0	0.0	0.0	2.1
Jr Hi	97	1	97.9	0.0	0.0	0.0	2.1
Total	97	1	97.9	0.0	0.0	0.0	2.1

Table 5.167: What effect do you most often get when you use uppers?

Grade Level	N of Valid	N of Miss	Do Not Use	No High	A Little High	Very High	Bombed/Stoned
6th	97	1	99.0	0.0	0.0	0.0	1.0
Jr Hi	97	1	99.0	0.0	0.0	0.0	1.0
Total	97	1	99.0	0.0	0.0	0.0	1.0

Table 5.168: What effect do you most often get when you use downers?

Grade Level	N of Valid	N of Miss	Do Not Use	No High	A Little High	Very High	Bombed/Stoned
6th	97	1	99.0	1.0	0.0	0.0	0.0
Jr Hi	97	1	99.0	1.0	0.0	0.0	0.0
Total	97	1	99.0	1.0	0.0	0.0	0.0

Table 5.169: What effect do you most often get when you use inhalants?

Grade Level	N of Valid	N of Miss	Do Not Use	No High	A Little High	Very High	Bombed/Stoned
6th	97	1	93.8	2.1	3.1	1.0	0.0
Jr Hi	97	1	93.8	2.1	3.1	1.0	0.0
Total	97	1	93.8	2.1	3.1	1.0	0.0

Table 5.170: What effect do you most often get when you use hallucinogens?

Grade Level	N of Valid	N of Miss	Do Not Use	No High	A Little High	Very High	Bombed/Stoned
6th	97	1	99.0	0.0	0.0	0.0	1.0
Jr Hi	97	1	99.0	0.0	0.0	0.0	1.0
Total	97	1	99.0	0.0	0.0	0.0	1.0

Table 5.171: What effect do you most often get when you use heroin?

Grade Level	N of Valid	N of Miss	Do Not Use	No High	A Little High	Very High	Bombed/Stoned
6th	97	1	99.0	0.0	0.0	0.0	1.0
Jr Hi	97	1	99.0	0.0	0.0	0.0	1.0
Total	97	1	99.0	0.0	0.0	0.0	1.0

Table 5.172: What effect do you most often get when you use steroids?

Grade Level	N of Valid	N of Miss	Do Not Use	No High	A Little High	Very High	Bombed/Stoned
6th	97	1	99.0	1.0	0.0	0.0	0.0
Jr Hi	97	1	99.0	1.0	0.0	0.0	0.0
Total	97	1	99.0	1.0	0.0	0.0	0.0

Table 5.173: What effect do you most often get when you use ecstasy?

Grade Level	N of Valid	N of Miss	Do Not Use	No High	A Little High	Very High	Bombed/Stoned
6th	97	1	99.0	0.0	0.0	0.0	1.0
Jr Hi	97	1	99.0	0.0	0.0	0.0	1.0
Total	97	1	99.0	0.0	0.0	0.0	1.0

Table 5.174: What effect do you most often get when you use OxyContin?

Grade Level	N of Valid	N of Miss	Do Not Use	No High	A Little High	Very High	Bombed/Stoned
6th	97	1	97.9	0.0	1.0	0.0	1.0
Jr Hi	97	1	97.9	0.0	1.0	0.0	1.0
Total	97	1	97.9	0.0	1.0	0.0	1.0

5.10 How Easy Is It To Get

Table 5.175: How easy is it to get cigarettes?

Grade Level	N of Valid	N of Miss	Cannot Get	Very Difficult	Fairly Difficult	Fairly Easy	Very Easy
6th	97	1	59.8	3.1	7.2	6.2	23.7
Jr Hi	97	1	59.8	3.1	7.2	6.2	23.7
Total	97	1	59.8	3.1	7.2	6.2	23.7

Table 5.176: How easy is it to get smokeless tobacco?

Grade Level	N of Valid	N of Miss	Cannot Get	Very Difficult	Fairly Difficult	Fairly Easy	Very Easy
6th	97	1	72.2	2.1	4.1	8.2	13.4
Jr Hi	97	1	72.2	2.1	4.1	8.2	13.4
Total	97	1	72.2	2.1	4.1	8.2	13.4

Table 5.177: How easy is it to get cigars?

Grade Level	N of Valid	N of Miss	Cannot Get	Very Difficult	Fairly Difficult	Fairly Easy	Very Easy
6th	97	1	70.1	5.2	6.2	4.1	14.4
Jr Hi	97	1	70.1	5.2	6.2	4.1	14.4
Total	97	1	70.1	5.2	6.2	4.1	14.4

Table 5.178: How easy is it to get beer?

Grade Level	N of Valid	N of Miss	Cannot Get	Very Difficult	Fairly Difficult	Fairly Easy	Very Easy
6th	95	3	71.6	4.2	2.1	8.4	13.7
Jr Hi	95	3	71.6	4.2	2.1	8.4	13.7
Total	95	3	71.6	4.2	2.1	8.4	13.7

Table 5.179: How easy is it to get wine coolers?

Grade Level	N of Valid	N of Miss	Cannot Get	Very Difficult	Fairly Difficult	Fairly Easy	Very Easy
6th	96	2	69.8	4.2	3.1	8.3	14.6
Jr Hi	96	2	69.8	4.2	3.1	8.3	14.6
Total	96	2	69.8	4.2	3.1	8.3	14.6

Table 5.180: How easy is it to get liquor?

Grade Level	N of Valid	N of Miss	Cannot Get	Very Difficult	Fairly Difficult	Fairly Easy	Very Easy
6th	97	1	77.3	4.1	7.2	3.1	8.2
Jr Hi	97	1	77.3	4.1	7.2	3.1	8.2
Total	97	1	77.3	4.1	7.2	3.1	8.2

Table 5.181: How easy is it to get marijuana?

Grade Level	N of Valid	N of Miss	Cannot Get	Very Difficult	Fairly Difficult	Fairly Easy	Very Easy
6th	97	1	78.4	10.3	4.1	3.1	4.1
Jr Hi	97	1	78.4	10.3	4.1	3.1	4.1
Total	97	1	78.4	10.3	4.1	3.1	4.1

Table 5.182: How easy is it to get cocaine?

Grade Level	N of Valid	N of Miss	Cannot Get	Very Difficult	Fairly Difficult	Fairly Easy	Very Easy
6th	97	1	82.5	8.2	5.2	2.1	2.1
Jr Hi	97	1	82.5	8.2	5.2	2.1	2.1
Total	97	1	82.5	8.2	5.2	2.1	2.1

Table 5.183: How easy is it to get uppers?

Grade Level	N of Valid	N of Miss	Cannot Get	Very Difficult	Fairly Difficult	Fairly Easy	Very Easy
6th	97	1	87.6	5.2	3.1	1.0	3.1
Jr Hi	97	1	87.6	5.2	3.1	1.0	3.1
Total	97	1	87.6	5.2	3.1	1.0	3.1

Table 5.184: How easy is it to get downers?

Grade Level	N of Valid	N of Miss	Cannot Get	Very Difficult	Fairly Difficult	Fairly Easy	Very Easy
6th	97	1	86.6	6.2	4.1	1.0	2.1
Jr Hi	97	1	86.6	6.2	4.1	1.0	2.1
Total	97	1	86.6	6.2	4.1	1.0	2.1

Table 5.185: How easy is it to get inhalants?

Grade Level	N of Valid	N of Miss	Cannot Get	Very Difficult	Fairly Difficult	Fairly Easy	Very Easy
6th	97	1	78.4	6.2	3.1	4.1	8.2
Jr Hi	97	1	78.4	6.2	3.1	4.1	8.2
Total	97	1	78.4	6.2	3.1	4.1	8.2

Table 5.186: How easy is it to get hallucinogens?

Grade Level	N of Valid	N of Miss	Cannot Get	Very Difficult	Fairly Difficult	Fairly Easy	Very Easy
6th	96	2	87.5	5.2	4.2	2.1	1.0
Jr Hi	96	2	87.5	5.2	4.2	2.1	1.0
Total	96	2	87.5	5.2	4.2	2.1	1.0

Table 5.187: How easy is it to get heroin?

Grade Level	N of Valid	N of Miss	Cannot Get	Very Difficult	Fairly Difficult	Fairly Easy	Very Easy
6th	97	1	85.6	10.3	3.1	0.0	1.0
Jr Hi	97	1	85.6	10.3	3.1	0.0	1.0
Total	97	1	85.6	10.3	3.1	0.0	1.0

Table 5.188: How easy is it to get steroids?

Grade Level	N of Valid	N of Miss	Cannot Get	Very Difficult	Fairly Difficult	Fairly Easy	Very Easy
6th	97	1	85.6	9.3	3.1	0.0	2.1
Jr Hi	97	1	85.6	9.3	3.1	0.0	2.1
Total	97	1	85.6	9.3	3.1	0.0	2.1

Table 5.189: How easy is it to get ecstasy?

Grade Level	N of Valid	N of Miss	Cannot Get	Very Difficult	Fairly Difficult	Fairly Easy	Very Easy
6th	97	1	86.6	8.2	3.1	0.0	2.1
Jr Hi	97	1	86.6	8.2	3.1	0.0	2.1
Total	97	1	86.6	8.2	3.1	0.0	2.1

Table 5.190: How easy is it to get OxyContin?

Grade Level	N of Valid	N of Miss	Cannot Get	Very Difficult	Fairly Difficult	Fairly Easy	Very Easy
6th	97	1	83.5	8.2	3.1	2.1	3.1
Jr Hi	97	1	83.5	8.2	3.1	2.1	3.1
Total	97	1	83.5	8.2	3.1	2.1	3.1

5.11 In My School, I Feel Safe...

Table 5.191: In my school, I feel safe in the classroom?

Grade Level	N of Valid	N of Miss	Never	Seldom	Sometimes	Often	A Lot
6th	96	2	5.2	5.2	13.5	12.5	63.5
Jr Hi	96	2	5.2	5.2	13.5	12.5	63.5
Total	96	2	5.2	5.2	13.5	12.5	63.5

Table 5.192: In my school, I feel safe in the cafeteria?

Grade Level	N of Valid	N of Miss	Never	Seldom	Sometimes	Often	A Lot
6th	96	2	8.3	7.3	16.7	20.8	46.9
Jr Hi	96	2	8.3	7.3	16.7	20.8	46.9
Total	96	2	8.3	7.3	16.7	20.8	46.9

Table 5.193: In my school, I feel safe in the halls?

Grade Level	N of Valid	N of Miss	Never	Seldom	Sometimes	Often	A Lot
6th	97	1	16.5	9.3	20.6	15.5	38.1
Jr Hi	97	1	16.5	9.3	20.6	15.5	38.1
Total	97	1	16.5	9.3	20.6	15.5	38.1

Table 5.194: In my school, I feel safe in the bathroom?

Grade Level	N of Valid	N of Miss	Never	Seldom	Sometimes	Often	A Lot
6th	96	2	15.6	10.4	19.8	16.7	37.5
Jr Hi	96	2	15.6	10.4	19.8	16.7	37.5
Total	96	2	15.6	10.4	19.8	16.7	37.5

Table 5.195: In my school, I feel safe in the gym?

Grade Level	N of Valid	N of Miss	Never	Seldom	Sometimes	Often	A Lot
6th	97	1	9.3	4.1	14.4	19.6	52.6
Jr Hi	97	1	9.3	4.1	14.4	19.6	52.6
Total	97	1	9.3	4.1	14.4	19.6	52.6

Table 5.196: In my school, I feel safe on the school bus?

Grade Level	N of Valid	N of Miss	Never	Seldom	Sometimes	Often	A Lot
6th	96	2	21.9	8.3	24.0	14.6	31.3
Jr Hi	96	2	21.9	8.3	24.0	14.6	31.3
Total	96	2	21.9	8.3	24.0	14.6	31.3

Table 5.197: In my school, I feel safe at school events?

Grade Level	N of Valid	N of Miss	Never	Seldom	Sometimes	Often	A Lot
6th	97	1	20.6	7.2	18.6	15.5	38.1
Jr Hi	97	1	20.6	7.2	18.6	15.5	38.1
Total	97	1	20.6	7.2	18.6	15.5	38.1

Table 5.198: In my school, I feel safe on the playground?

Grade Level	N of Valid	N of Miss	Never	Seldom	Sometimes	Often	A Lot
6th	97	1	13.4	4.1	21.6	17.5	43.3
Jr Hi	97	1	13.4	4.1	21.6	17.5	43.3
Total	97	1	13.4	4.1	21.6	17.5	43.3

Table 5.199: In my school, I feel safe in the parking lot?

Grade Level	N of Valid	N of Miss	Never	Seldom	Sometimes	Often	A Lot
6th	96	2	31.3	10.4	19.8	12.5	26.0
Jr Hi	96	2	31.3	10.4	19.8	12.5	26.0
Total	96	2	31.3	10.4	19.8	12.5	26.0

Table 5.200: In my school, I feel safe in all school areas?

Grade Level	N of Valid	N of Miss	Never	Seldom	Sometimes	Often	A Lot
6th	97	1	14.4	6.2	23.7	19.6	36.1
Jr Hi	97	1	14.4	6.2	23.7	19.6	36.1
Total	97	1	14.4	6.2	23.7	19.6	36.1

5.12 In My Neighborhood, I Feel Safe...

Table 5.201: In my neighborhood, I feel safe where I live?

Grade Level	N of Valid	N of Miss	Never	Seldom	Sometimes	Often	A Lot
6th	92	6	6.5	2.2	8.7	7.6	75.0
Jr Hi	92	6	6.5	2.2	8.7	7.6	75.0
Total	92	6	6.5	2.2	8.7	7.6	75.0

Table 5.202: In my neighborhood, I feel safe in the streets?

Grade Level	N of Valid	N of Miss	Never	Seldom	Sometimes	Often	A Lot
6th	92	6	27.2	10.9	25.0	16.3	20.7
Jr Hi	92	6	27.2	10.9	25.0	16.3	20.7
Total	92	6	27.2	10.9	25.0	16.3	20.7

Table 5.203: In my neighborhood, I feel safe at the movies?

Grade Level	N of Valid	N of Miss	Never	Seldom	Sometimes	Often	A Lot
6th	93	5	18.3	9.7	24.7	18.3	29.0
Jr Hi	93	5	18.3	9.7	24.7	18.3	29.0
Total	93	5	18.3	9.7	24.7	18.3	29.0

Table 5.204: In my neighborhood, I feel safe on the playground?

Grade Level	N of Valid	N of Miss	Never	Seldom	Sometimes	Often	A Lot
6th	94	4	18.1	9.6	23.4	17.0	31.9
Jr Hi	94	4	18.1	9.6	23.4	17.0	31.9
Total	94	4	18.1	9.6	23.4	17.0	31.9

Table 5.205: In my neighborhood, I feel safe at my friend's house?

Grade Level	N of Valid	N of Miss	Never	Seldom	Sometimes	Often	A Lot
6th	93	5	8.6	5.4	15.1	19.4	51.6
Jr Hi	93	5	8.6	5.4	15.1	19.4	51.6
Total	93	5	8.6	5.4	15.1	19.4	51.6

Table 5.206: In my neighborhood, I feel safe at the mall?

Grade Level	N of Valid	N of Miss	Never	Seldom	Sometimes	Often	A Lot
6th	94	4	19.1	11.7	24.5	14.9	29.8
Jr Hi	94	4	19.1	11.7	24.5	14.9	29.8
Total	94	4	19.1	11.7	24.5	14.9	29.8

5.13 Would Your Parents Disapprove Of You

Table 5.207: Would you parents disapprove of you using tobacco?

Grade Level	N of Valid	N of Miss	Don't Disapprove	Disapprove	Strongly Disapprove	Don't Know
6th	96	2	5.2	6.3	82.3	6.3
Jr Hi	96	2	5.2	6.3	82.3	6.3
Total	96	2	5.2	6.3	82.3	6.3

Table 5.208: Would you parents disapprove of you using alcohol?

Grade Level	N of Valid	N of Miss	Don't Disapprove	Disapprove	Strongly Disapprove	Don't Know
6th	95	3	3.2	5.3	87.4	4.2
Jr Hi	95	3	3.2	5.3	87.4	4.2
Total	95	3	3.2	5.3	87.4	4.2

Table 5.209: Would you parents disapprove of you using marijuana?

Grade Level	N of Valid	N of Miss	Don't Disapprove	Disapprove	Strongly Disapprove	Don't Know
6th	95	3	3.2	1.1	91.6	4.2
Jr Hi	95	3	3.2	1.1	91.6	4.2
Total	95	3	3.2	1.1	91.6	4.2

Table 5.210: Would you parents disapprove of you using other illicit drugs?

Grade Level	N of Valid	N of Miss	Don't Disapprove	Disapprove	Strongly Disapprove	Don't Know
6th	96	2	1.0	2.1	90.6	6.3
Jr Hi	96	2	1.0	2.1	90.6	6.3
Total	96	2	1.0	2.1	90.6	6.3

Table 5.211: Would you parents disapprove of you fighting with a student?

Grade Level	N of Valid	N of Miss	Don't Disapprove	Disapprove	Strongly Disapprove	Don't Know
6th	96	2	8.3	16.7	64.6	10.4
Jr Hi	96	2	8.3	16.7	64.6	10.4
Total	96	2	8.3	16.7	64.6	10.4

Table 5.212: Would you parents disapprove of you carrying a weapon to school?

Grade Level	N of Valid	N of Miss	Don't Disapprove	Disapprove	Strongly Disapprove	Don't Know
6th	96	2	2.1	3.1	89.6	5.2
Jr Hi	96	2	2.1	3.1	89.6	5.2
Total	96	2	2.1	3.1	89.6	5.2

Table 5.213: Would you parents disapprove of you threatening a student?

Grade Level	N of Valid	N of Miss	Don't Disapprove	Disapprove	Strongly Disapprove	Don't Know
6th	96	2	3.1	9.4	79.2	8.3
Jr Hi	96	2	3.1	9.4	79.2	8.3
Total	96	2	3.1	9.4	79.2	8.3

Table 5.214: Would you parents disapprove of you joining a gang?

Grade Level	N of Valid	N of Miss	Don't Disapprove	Disapprove	Strongly Disapprove	Don't Know
6th	96	2	2.1	4.2	85.4	8.3
Jr Hi	96	2	2.1	4.2	85.4	8.3
Total	96	2	2.1	4.2	85.4	8.3

5.14 Would Your Friends Disapprove Of You

Table 5.215: Would you friends disapprove of you using tobacco?

Grade Level	N of Valid	N of Miss	Don't Disapprove	Disapprove	Strongly Disapprove	Don't Know
6th	96	2	11.5	19.8	46.9	21.9
Jr Hi	96	2	11.5	19.8	46.9	21.9
Total	96	2	11.5	19.8	46.9	21.9

Table 5.216: Would you friends disapprove of you using alcohol?

Grade Level	N of Valid	N of Miss	Don't Disapprove	Disapprove	Strongly Disapprove	Don't Know
6th	96	2	10.4	21.9	53.1	14.6
Jr Hi	96	2	10.4	21.9	53.1	14.6
Total	96	2	10.4	21.9	53.1	14.6

Table 5.217: Would you friends disapprove of you using marijuana?

Grade Level	N of Valid	N of Miss	Don't Disapprove	Disapprove	Strongly Disapprove	Don't Know
6th	96	2	6.3	18.8	59.4	15.6
Jr Hi	96	2	6.3	18.8	59.4	15.6
Total	96	2	6.3	18.8	59.4	15.6

Table 5.218: Would you friends disapprove of you using other illicit drugs?

Grade Level	N of Valid	N of Miss	Don't Disapprove	Disapprove	Strongly Disapprove	Don't Know
6th	96	2	4.2	14.6	65.6	15.6
Jr Hi	96	2	4.2	14.6	65.6	15.6
Total	96	2	4.2	14.6	65.6	15.6

Table 5.219: Would you friends disapprove of you fighting with a student?

Grade Level	N of Valid	N of Miss	Don't Disapprove	Disapprove	Strongly Disapprove	Don't Know
6th	96	2	17.7	28.1	33.3	20.8
Jr Hi	96	2	17.7	28.1	33.3	20.8
Total	96	2	17.7	28.1	33.3	20.8

Table 5.220: Would you friends disapprove of you carrying a weapon to school?

Grade Level	N of Valid	N of Miss	Don't Disapprove	Disapprove	Strongly Disapprove	Don't Know
6th	96	2	4.2	18.8	62.5	14.6
Jr Hi	96	2	4.2	18.8	62.5	14.6
Total	96	2	4.2	18.8	62.5	14.6

Table 5.221: Would you friends disapprove of you threatening a student?

Grade Level	N of Valid	N of Miss	Don't Disapprove	Disapprove	Strongly Disapprove	Don't Know
6th	96	2	9.4	21.9	46.9	21.9
Jr Hi	96	2	9.4	21.9	46.9	21.9
Total	96	2	9.4	21.9	46.9	21.9

Table 5.222: Would you friends disapprove of you joining a gang?

Grade Level	N of Valid	N of Miss	Don't Disapprove	Disapprove	Strongly Disapprove	Don't Know
6th	94	4	5.3	20.2	55.3	19.1
Jr Hi	94	4	5.3	20.2	55.3	19.1
Total	94	4	5.3	20.2	55.3	19.1

5.15 Frequency of Use

Table 5.223: Frequency of Use – Cigarettes?

Grade Level	N of Valid	N of Miss	Daily	Weekly	Monthly	Annual
6th	98	0	3.1	7.1	9.2	18.4
Jr Hi	98	0	3.1	7.1	9.2	18.4
Total	98	0	3.1	7.1	9.2	18.4

Table 5.224: Frequency of Use – Smokeless Tobacco?

Grade Level	N of Valid	N of Miss	Daily	Weekly	Monthly	Annual
6th	98	0	2.0	4.1	5.1	12.2
Jr Hi	98	0	2.0	4.1	5.1	12.2
Total	98	0	2.0	4.1	5.1	12.2

Table 5.225: Frequency of Use – Cigars?

Grade Level	N of Valid	N of Miss	Daily	Weekly	Monthly	Annual
6th	97	1	0.0	3.1	4.1	7.2
Jr Hi	97	1	0.0	3.1	4.1	7.2
Total	97	1	0.0	3.1	4.1	7.2

Table 5.226: Frequency of Use – Beer?

Grade Level	N of Valid	N of Miss	Daily	Weekly	Monthly	Annual
6th	97	1	0.0	2.1	2.1	12.4
Jr Hi	97	1	0.0	2.1	2.1	12.4
Total	97	1	0.0	2.1	2.1	12.4

Table 5.227: Frequency of Use – Wine Coolers?

Grade Level	N of Valid	N of Miss	Daily	Weekly	Monthly	Annual
6th	97	1	0.0	1.0	3.1	16.5
Jr Hi	97	1	0.0	1.0	3.1	16.5
Total	97	1	0.0	1.0	3.1	16.5

Table 5.228: Frequency of Use – Liquor?

Grade Level	N of Valid	N of Miss	Daily	Weekly	Monthly	Annual
6th	98	0	0.0	1.0	3.1	6.1
Jr Hi	98	0	0.0	1.0	3.1	6.1
Total	98	0	0.0	1.0	3.1	6.1

Table 5.229: Frequency of Use – Marijuana?

Grade Level	N of Valid	N of Miss	Daily	Weekly	Monthly	Annual
6th	98	0	0.0	1.0	1.0	3.1
Jr Hi	98	0	0.0	1.0	1.0	3.1
Total	98	0	0.0	1.0	1.0	3.1

Table 5.230: Frequency of Use – Cocaine?

Grade Level	N of Valid	N of Miss	Daily	Weekly	Monthly	Annual
6th	98	0	0.0	0.0	0.0	1.0
Jr Hi	98	0	0.0	0.0	0.0	1.0
Total	98	0	0.0	0.0	0.0	1.0

Table 5.231: Frequency of Use – Uppers?

Grade Level	N of Valid	N of Miss	Daily	Weekly	Monthly	Annual
6th	98	0	0.0	0.0	0.0	1.0
Jr Hi	98	0	0.0	0.0	0.0	1.0
Total	98	0	0.0	0.0	0.0	1.0

Table 5.232: Frequency of Use – Downers?

Grade Level	N of Valid	N of Miss	Daily	Weekly	Monthly	Annual
6th	98	0	0.0	1.0	1.0	1.0
Jr Hi	98	0	0.0	1.0	1.0	1.0
Total	98	0	0.0	1.0	1.0	1.0

Table 5.233: Frequency of Use – Inhalants?

Grade Level	N of Valid	N of Miss	Daily	Weekly	Monthly	Annual
6th	98	0	0.0	3.1	3.1	4.1
Jr Hi	98	0	0.0	3.1	3.1	4.1
Total	98	0	0.0	3.1	3.1	4.1

Table 5.234: Frequency of Use – Hallucinogens?

Grade Level	N of Valid	N of Miss	Daily	Weekly	Monthly	Annual
6th	98	0	0.0	0.0	0.0	0.0
Jr Hi	98	0	0.0	0.0	0.0	0.0
Total	98	0	0.0	0.0	0.0	0.0

Table 5.235: Frequency of Use – Heroin?

Grade Level	N of Valid	N of Miss	Daily	Weekly	Monthly	Annual
6th	98	0	0.0	0.0	0.0	1.0
Jr Hi	98	0	0.0	0.0	0.0	1.0
Total	98	0	0.0	0.0	0.0	1.0

Table 5.236: Frequency of Use – Steroids?

Grade Level	N of Valid	N of Miss	Daily	Weekly	Monthly	Annual
6th	98	0	0.0	0.0	0.0	0.0
Jr Hi	98	0	0.0	0.0	0.0	0.0
Total	98	0	0.0	0.0	0.0	0.0

Table 5.237: Frequency of Use – Ecstasy?

Grade Level	N of Valid	N of Miss	Daily	Weekly	Monthly	Annual
6th	98	0	0.0	0.0	0.0	1.0
Jr Hi	98	0	0.0	0.0	0.0	1.0
Total	98	0	0.0	0.0	0.0	1.0

Table 5.238: Frequency of Use – OxyContin?

Grade Level	N of Valid	N of Miss	Daily	Weekly	Monthly	Annual
6th	98	0	0.0	0.0	0.0	1.0
Jr Hi	98	0	0.0	0.0	0.0	1.0
Total	98	0	0.0	0.0	0.0	1.0

Table 5.239: Frequency of Use – Any Tobacco?

Grade Level	N of Valid	N of Miss	Daily	Weekly	Monthly	Annual
6th	98	0	4.1	10.2	12.2	24.5
Jr Hi	98	0	4.1	10.2	12.2	24.5
Total	98	0	4.1	10.2	12.2	24.5

Table 5.240: Frequency of Use – Any Alcohol?

Grade Level	N of Valid	N of Miss	Daily	Weekly	Monthly	Annual
6th	98	0	0.0	2.0	4.1	20.4
Jr Hi	98	0	0.0	2.0	4.1	20.4
Total	98	0	0.0	2.0	4.1	20.4

Table 5.241: Frequency of Use – Any Illicit Drugs?

Grade Level	N of Valid	N of Miss	Daily	Weekly	Monthly	Annual
6th	98	0	0.0	4.1	4.1	8.2
Jr Hi	98	0	0.0	4.1	4.1	8.2
Total	98	0	0.0	4.1	4.1	8.2